













































<i>COD.</i>	<b>L</b> Larghezza (CM)	<b>P</b> Profondita' (CM)	<b>H</b> Altezza (CM)	<b>MC</b> Volume	<b>ACCESSORI</b>	PELLE B	PELLE B	PELLE C	PELLE C	TESS B	TESS B	CASHMERE	CASHMERE
8006				0,00	TAPPETO(EGOPLAIN)MICROF. 300X200	744	<b>372</b>						
8007				0,00	TAPPETO(EGOPLAIN)MICROF. 240X160	568	<b>284</b>						
8015				0,00	TAPPETO(PLATINUM)300X200	956	<b>478</b>						
8016				0,00	TAPPETO DECO DMOVE 230X160	624	<b>312</b>						
8014				0,00	EGO DOMOTIC	389	<b>194</b>						
8008				0,00	BATTERIA AL LITIO	373	<b>186</b>						
8887				0,00	PLAID DECO	478	<b>239</b>						

## NON SFODERABILE

COD.		L Larghezza (CM)	P Profondita' (CM)	H Altezza (CM)	MC Volume	ANAI5	PELLE	PELLE	PELLE	PELLE	TESS	TESS	CASHMERE	CASHMERE
							B	B	C	C	B	B		
0305		232	106	74	1,82	3 POSTI 2 CUSCINI	4248	2125	4683	2341	3816	1907	3475	1738
0210		212	106	74	1,66	2 POSTI MAXI	3935	1968	4181	2091	3529	1764	3213	1607
0200		192	106	74	1,51	2 POSTI	3631	1816	4013	2006	3252	1626	2955	1478
0100		127	106	74	1,00	POLTRONA	2512	1256	2777	1389	2250	1125	2043	1022
0699		179	106	74	1,40	DIVANO DORMOSA SX	3014	1507	3314	1656	2707	1355	2472	1236
0698		179	106	74	1,40	DIVANO DORMOSA DX	3014	1507	3314	1656	2707	1355	2472	1236
0345		201	106	74	1,58	3 POSTI 2 CUSCINI SX	3649	1824	4012	2005	3280	1640	2995	1497
0344		201	106	74	1,58	3 POSTI 2 CUSCINI DX	3649	1824	4012	2005	3280	1640	2995	1497
0212		181	106	74	1,42	2 POSTI MAXI SX	3325	1663	3661	1830	2995	1497	2729	1364
0211		181	106	74	1,42	2 POSTI MAXI DX	3325	1663	3661	1830	2995	1497	2729	1364
0202		161	106	74	1,26	2 POSTI SX	3016	1509	3325	1663	2707	1354	2464	1232
0201		161	106	74	1,26	2 POSTI DX	3016	1509	3325	1663	2707	1354	2464	1232
0117		116	106	74	0,91	POLTRONA SX 2 CUSCINI	2216	1109	2438	1219	1994	997	1820	910
0116		116	106	74	0,91	POLTRONA DX 2 CUSCINI	2216	1109	2438	1219	1994	997	1820	910
0112		106	106	74	0,83	POLTRONA MAXI SX	2161	1080	2364	1182	1950	975	1787	894
0111		106	106	74	0,83	POLTRONA MAXI DX	2161	1080	2364	1182	1950	975	1787	894
0102		96	106	74	0,75	POLTRONA SX	1911	956	2106	1053	1716	857	1563	781
0101		96	106	74	0,75	POLTRONA DX	1911	956	2106	1053	1716	857	1563	781
0203		130	106	74	1,02	2 POSTI CENTRALE	2394	1196	2628	1315	2154	1077	1969	984
0115		85	106	74	0,67	POLTRONA CENTRALE 2 CUSCINI	1612	806	1760	880	1459	729	1338	669
0113		75	106	74	0,59	POLTRONA MAXI CENTRALE	1365	681	1501	750	1229	615	1121	560
















## NON SFODERABILE

COD.		L Larghezza (CM)	P Profondita' (CM)	H Altezza (CM)	MC Volume	AN AIS	PELLE	PELLE	PELLE	PELLE	TESS	TESS	CASHMERE	CASHMERE
							B	B	C	C	B	B		
0103		65	106	74	0,51	POLTRONA CENTRALE	1302	<b>652</b>	1422	<b>710</b>	1180	<b>591</b>	1082	<b>541</b>
0608		111	111	74	0,91	ANG QUADRO CON MECCANISMO	2488	<b>1244</b>	2713	<b>1358</b>	2249	<b>1124</b>	2066	<b>1032</b>
0716		138	106	74	1,08	POL 2 CUSCINI PENISOLA SX	2347	<b>1174</b>	2563	<b>1282</b>	2121	<b>1060</b>	1946	<b>973</b>
0715		138	106	74	1,08	POL 2 CUSCINI PENISOLA DX	2347	<b>1174</b>	2563	<b>1282</b>	2121	<b>1060</b>	1946	<b>973</b>
0714		128	106	74	1,00	POL MAXI PEN SX	2283	<b>1141</b>	2481	<b>1239</b>	2073	<b>1037</b>	1910	<b>955</b>
0713		128	106	74	1,00	POL MAXI PEN DX	2283	<b>1141</b>	2481	<b>1239</b>	2073	<b>1037</b>	1910	<b>955</b>
0712		118	106	74	0,93	POLTRONA PENISOLA SX	2228	<b>1114</b>	2411	<b>1205</b>	2022	<b>1011</b>	1871	<b>936</b>
0711		118	106	74	0,93	POLTRONA PENISOLA DX	2228	<b>1114</b>	2411	<b>1205</b>	2022	<b>1011</b>	1871	<b>936</b>
0697		116	166	74	1,42	DORMOSA 2 CUSCINI LAT SX	3147	<b>1573</b>	3409	<b>1704</b>	2855	<b>1427</b>	2639	<b>1320</b>
0696		116	166	74	1,42	DORMOSA 2 CUSCINI LAT DX	3147	<b>1573</b>	3409	<b>1704</b>	2855	<b>1427</b>	2639	<b>1320</b>
0705		106	166	74	1,30	DORMOSA MAXI SX	3075	<b>1538</b>	3320	<b>1660</b>	2797	<b>1398</b>	2594	<b>1296</b>
0704		106	166	74	1,30	DORMOSA MAXI DX	3075	<b>1538</b>	3320	<b>1660</b>	2797	<b>1398</b>	2594	<b>1296</b>
0701		96	166	74	1,18	DORMOSA SX	2809	<b>1405</b>	3038	<b>1519</b>	2553	<b>1276</b>	2364	<b>1182</b>
0700		96	166	74	1,18	DORMOSA DX	2809	<b>1405</b>	3038	<b>1519</b>	2553	<b>1276</b>	2364	<b>1182</b>
0802		81	66	43	0,23	POUF RETTANGOLARE	1030	<b>515</b>	1092	<b>547</b>	949	<b>474</b>	891	<b>446</b>






















COD.		L Larghezza (CM)	P Profondita' (CM)	H Altezza (CM)	M <sup>C</sup> Volume	<b>ANAIS SFODER</b>	PELLE B	PELLE B	PELLE C	PELLE C	TESS B	TESS B	CASHMERE	CASHMERE
0305		232	106	74	1,82	3 POSTI 2 CUSCINI					4361	2180		
0210		212	106	74	1,66	2 POSTI MAXI					4016	2007		
0200		192	106	74	1,51	2 POSTI					3685	1843		
0100		127	106	74	1,00	POLTRONA					2419	1210		
0699		179	106	74	1,40	DIVANO DORMOSA SX					3071	1535		
0698		179	106	74	1,40	DIVANO DORMOSA DX					3071	1535		
0345		201	106	74	1,58	3 POSTI 2 CUSCINI SX					3812	1905		
0344		201	106	74	1,58	3 POSTI 2 CUSCINI DX					3812	1905		
0212		181	106	74	1,42	2 POSTI MAXI SX					3471	1736		
0211		181	106	74	1,42	2 POSTI MAXI DX					3471	1736		
0202		161	106	74	1,26	2 POSTI SX					3138	1569		
0201		161	106	74	1,26	2 POSTI DX					3138	1569		
0117		116	106	74	0,91	POLTRONA SX 2 CUSCINI					2270	1134		
0116		116	106	74	0,91	POLTRONA DX 2 CUSCINI					2270	1134		
0112		106	106	74	0,83	POLTRONA MAXI SX					2240	1120		
0111		106	106	74	0,83	POLTRONA MAXI DX					2240	1120		
0102		96	106	74	0,75	POLTRONA SX					2019	1010		
0101		96	106	74	0,75	POLTRONA DX					2019	1010		
0203		130	106	74	1,02	2 POSTI CENTRALE					2589	1294		
0115		85	106	74	0,67	POLTRONA CENTRALE 2 CUSCINI					1775	887		
0113		75	106	74	0,59	POLTRONA MAXI CENTRALE					1483	742		

COD.		L Larghezza (CM)	P Profondita' (CM)	H Altezza (CM)	MC Volume	<b>ANAIS SFODER</b>	PELLE B	PELLE B	PELLE C	PELLE C	TESS B	TESS B	CASHMERE	CASHMERE
0103		65	106	74	0,51	POLTRONA CENTRALE					1423	<b>711</b>		
0608		111	111	74	0,91	ANG QUADRO CON MECCANISMO					2814	<b>1407</b>		
0716		138	106	74	1,08	POL 2 CUSCINI PENISOLA SX					2474	<b>1236</b>		
0715		138	106	74	1,08	POL 2 CUSCINI PENISOLA DX					2474	<b>1236</b>		
0714		128	106	74	1,00	POL MAXI PEN SX					2425	<b>1213</b>		
0713		128	106	74	1,00	POL MAXI PEN DX					2425	<b>1213</b>		
0712		118	106	74	0,93	POLTRONA PENISOLA SX					2373	<b>1186</b>		
0711		118	106	74	0,93	POLTRONA PENISOLA DX					2373	<b>1186</b>		
0697		116	166	74	1,42	DORMOSA 2 CUSCINI LAT SX					3253	<b>1626</b>		
0696		116	166	74	1,42	DORMOSA 2 CUSCINI LAT DX					3253	<b>1626</b>		
0705		106	166	74	1,30	DORMOSA MAXI SX					3193	<b>1596</b>		
0704		106	166	74	1,30	DORMOSA MAXI DX					3193	<b>1596</b>		
0701		96	166	74	1,18	DORMOSA SX					2908	<b>1455</b>		
0700		96	166	74	1,18	DORMOSA DX					2908	<b>1455</b>		
0802		81	66	43	0,23	POUF RETTANGOLARE					1022	<b>511</b>		























## NON SFODERABILE

COD.		L Larghezza (CM)	P Profondita' (CM)	H Altezza (CM)	MC Volume	AXELLE	PELLE B	PELLE B	PELLE C	PELLE C	TESS B	TESS B	CASHMERE	CASHMERE
0430		220	96	97	2,05	3P GRANDE	4659	<b>2330</b>	5091	<b>2545</b>	4157	<b>2079</b>	3811	<b>1905</b>
0305		204	96	97	1,90	3 POSTI 2 CUSCINI	4192	<b>2096</b>	4581	<b>2291</b>	3878	<b>1939</b>	3504	<b>1752</b>
0200		170	96	97	1,58	2 POSTI	3371	<b>1686</b>	3715	<b>1858</b>	3197	<b>1598</b>	2907	<b>1454</b>
0100		95	96	97	0,88	POLTRONA	2152	<b>1076</b>	2369	<b>1185</b>	2254	<b>1127</b>	2067	<b>1033</b>
1440		220	96	97	2,05	3P GRANDE 2 RLX ELETTRICO	6160	<b>3080</b>	6663	<b>3332</b>	5588	<b>2794</b>	5178	<b>2589</b>
1445		220	96	97	2,05	3P GRANDE 1 RLX SX ELETTRICO	5485	<b>2742</b>	5959	<b>2980</b>	4938	<b>2469</b>	4555	<b>2278</b>
1444		220	96	97	2,05	3P GRANDE 1 RLX DX ELETTRICO	5485	<b>2742</b>	5959	<b>2980</b>	4938	<b>2469</b>	4555	<b>2278</b>
1342		204	96	97	1,90	3P 2 CUSC 2 RLX ELETTRICO	5675	<b>2838</b>	6133	<b>3066</b>	5198	<b>2599</b>	4806	<b>2403</b>
1341		204	96	97	1,90	3P 2 CUSC 1 RLX SX ELETTRICO	5007	<b>2504</b>	5437	<b>2718</b>	4556	<b>2278</b>	4189	<b>2095</b>
1340		204	96	97	1,90	3P 2 CUSC 1 RLX DX ELETTRICO	5007	<b>2504</b>	5437	<b>2718</b>	4556	<b>2278</b>	4189	<b>2095</b>
1220		170	96	97	1,58	2P 2 RELAX ELETTRICO	4814	<b>2407</b>	5218	<b>2609</b>	4402	<b>2201</b>	4053	<b>2027</b>
1206		170	96	97	1,58	2P 1 RLX SX ELETTRICO	4162	<b>2081</b>	4540	<b>2270</b>	3767	<b>1884</b>	3444	<b>1722</b>
1205		170	96	97	1,58	2P 1 RLX DX ELETTRICO	4162	<b>2081</b>	4540	<b>2270</b>	3767	<b>1884</b>	3444	<b>1722</b>
1120		95	96	97	0,88	POL RLX ELETTRICO	2808	<b>1404</b>	3049	<b>1525</b>	2566	<b>1283</b>	2356	<b>1178</b>

**NON SFODERABILE**




COD.		L Larghezza (CM)	P Profondita' (CM)	H Altezza (CM)	M <sup>C</sup> Volume	BABOUCHE	PELLE B	PELLE B	PELLE C	PELLE C	TESS B	TESS B	CASHMERE	CASHMERE
0500		62	98	90	0,55	POLT CENTR(S)ALTA	1329	<b>664</b>	1462	<b>731</b>	1082	<b>541</b>	964	<b>482</b>
0501		82	98	90	0,72	POLT CENTR(M)ALTA	1511	<b>756</b>	1672	<b>836</b>	1209	<b>604</b>	1067	<b>533</b>
0502		102	98	90	0,90	POLT CENTR(L)ALTA	1666	<b>833</b>	1852	<b>926</b>	1312	<b>656</b>	1149	<b>574</b>
0527		62	98	80	0,49	POLT CENTR(S)BASSA	1305	<b>653</b>	1433	<b>716</b>	1064	<b>532</b>	951	<b>476</b>
0528		82	98	80	0,64	POLT CENTR(M)BASSA	1458	<b>728</b>	1611	<b>805</b>	1171	<b>587</b>	1036	<b>518</b>
0529		102	98	80	0,80	POLT CENTR(L)BASSA	1599	<b>800</b>	1777	<b>888</b>	1269	<b>634</b>	1111	<b>555</b>
0503		88	98	90	0,78	POLT LAT DX(S) ALTA+MECC	2472	<b>1235</b>	2680	<b>1339</b>	2087	<b>1043</b>	1901	<b>951</b>
0504		88	98	90	0,78	POLT LAT SX(S) ALTA+MECC	2472	<b>1235</b>	2680	<b>1339</b>	2087	<b>1043</b>	1901	<b>951</b>
0505		108	98	90	0,95	POLT LAT DX(M) ALTA+MECC	2652	<b>1326</b>	2892	<b>1445</b>	2198	<b>1099</b>	1989	<b>995</b>
0506		108	98	90	0,95	POLT LAT SX(M) ALTA+MECC	2652	<b>1326</b>	2892	<b>1445</b>	2198	<b>1099</b>	1989	<b>995</b>
0507		128	98	90	1,13	POLT LAT DX(L) ALTA+MECC	2804	<b>1401</b>	3069	<b>1534</b>	2305	<b>1153</b>	2074	<b>1037</b>
0508		128	98	90	1,13	POLT LAT SX(L) ALTA+MECC	2804	<b>1401</b>	3069	<b>1534</b>	2305	<b>1153</b>	2074	<b>1037</b>
0509		88	98	80	0,69	POLT LAT DX(S) BASSA+MECC	2443	<b>1222</b>	2645	<b>1322</b>	2064	<b>1031</b>	1887	<b>944</b>
0510		88	98	80	0,69	POLT LAT SX(S) BASSA+MECC	2443	<b>1222</b>	2645	<b>1322</b>	2064	<b>1031</b>	1887	<b>944</b>
0511		108	98	80	0,85	POLT LAT DX(M) BASSA+MECC	2600	<b>1299</b>	2828	<b>1414</b>	2181	<b>1090</b>	1977	<b>988</b>
0512		108	98	80	0,85	POLT LAT SX(M) BASSA+MECC	2600	<b>1299</b>	2828	<b>1414</b>	2181	<b>1090</b>	1977	<b>988</b>
0513		128	98	80	1,00	POLT LAT DX(L) BASSA+MECC	2775	<b>1388</b>	3033	<b>1516</b>	2275	<b>1136</b>	2056	<b>1028</b>
0514		128	98	80	1,00	POLT LAT SX(L) BASSA+MECC	2775	<b>1388</b>	3033	<b>1516</b>	2275	<b>1136</b>	2056	<b>1028</b>
0530		88	98	90	0,78	POLT LAT DX(S) ALTA	1646	<b>824</b>	1832	<b>916</b>	1299	<b>650</b>	1135	<b>567</b>
0531		88	98	90	0,78	POLT LAT SX(S) ALTA	1646	<b>824</b>	1832	<b>916</b>	1299	<b>650</b>	1135	<b>567</b>
0532		108	98	90	0,95	POLT LAT DX(M) ALTA	1792	<b>897</b>	2002	<b>1002</b>	1399	<b>700</b>	1214	<b>606</b>






















## NON SFODERABILE






















COD.		L Larghezza (CM)	P Profondita' (CM)	H Altezza (CM)	M <sup>C</sup> Volume	BABOUCHE	PELLE B	PELLE B	PELLE C	PELLE C	TESS B	TESS B	CASHMERE	CASHMERE
0533		108	98	90	0,95	POLT LAT SX(M) ALTA	1792	<b>897</b>	2002	<b>1002</b>	1399	<b>700</b>	1214	<b>606</b>
0534		128	98	90	1,13	POLT LAT DX(L) ALTA	1942	<b>972</b>	2180	<b>1089</b>	1500	<b>750</b>	1291	<b>646</b>
0535		128	98	90	1,13	POLT LAT SX(L) ALTA	1942	<b>972</b>	2180	<b>1089</b>	1500	<b>750</b>	1291	<b>646</b>
0536		88	98	80	0,69	POLT LAT DX(S) BASSA	1612	<b>806</b>	1790	<b>896</b>	1282	<b>641</b>	1123	<b>562</b>
0537		88	98	80	0,69	POLT LAT SX(S) BASSA	1612	<b>806</b>	1790	<b>896</b>	1282	<b>641</b>	1123	<b>562</b>
0538		108	98	80	0,85	POLT LAT DX(M) BASSA	1756	<b>878</b>	1960	<b>980</b>	1382	<b>692</b>	1201	<b>601</b>
0539		108	98	80	0,85	POLT LAT SX(M) BASSA	1756	<b>878</b>	1960	<b>980</b>	1382	<b>692</b>	1201	<b>601</b>
0540		128	98	80	1,00	POLT LAT DX(L) BASSA	1907	<b>954</b>	2137	<b>1069</b>	1478	<b>740</b>	1276	<b>638</b>
0541		128	98	80	1,00	POLT LAT SX(L) BASSA	1907	<b>954</b>	2137	<b>1069</b>	1478	<b>740</b>	1276	<b>638</b>
0515		88	148	80	1,04	DORM LAT DX(S) BASSA	2295	<b>1148</b>	2512	<b>1256</b>	1889	<b>945</b>	1695	<b>848</b>
0516		88	148	80	1,04	DORM LAT SX(S) BASSA	2295	<b>1148</b>	2512	<b>1256</b>	1889	<b>945</b>	1695	<b>848</b>
0517		108	148	80	1,28	DORM LAT DX(M) BASSA	2491	<b>1246</b>	2740	<b>1370</b>	2020	<b>1010</b>	1802	<b>902</b>
0518		108	148	80	1,28	DORM LAT SX(M) BASSA	2491	<b>1246</b>	2740	<b>1370</b>	2020	<b>1010</b>	1802	<b>902</b>
0519		128	148	80	1,52	DORM LAT DX(L) BASSA	2665	<b>1332</b>	2940	<b>1470</b>	2158	<b>1079</b>	1914	<b>956</b>
0520		128	148	80	1,52	DORM LAT SX(L) BASSA	2665	<b>1332</b>	2940	<b>1470</b>	2158	<b>1079</b>	1914	<b>956</b>
0521		88	148	90	1,17	DORM LAT DX(S) ALTA	2332	<b>1165</b>	2553	<b>1276</b>	1925	<b>962</b>	1724	<b>863</b>
0522		88	148	90	1,17	DORM LAT SX(S) ALTA	2332	<b>1165</b>	2553	<b>1276</b>	1925	<b>962</b>	1724	<b>863</b>
0523		108	148	90	1,44	DORM LAT DX(M) ALTA	2520	<b>1261</b>	2774	<b>1388</b>	2046	<b>1023</b>	1822	<b>911</b>
0524		108	148	90	1,44	DORM LAT SX(M) ALTA	2520	<b>1261</b>	2774	<b>1388</b>	2046	<b>1023</b>	1822	<b>911</b>
0525		128	148	90	1,70	DORM LAT DX(L) ALTA	2717	<b>1359</b>	3004	<b>1501</b>	2185	<b>1092</b>	1931	<b>966</b>
0526		128	148	90	1,70	DORM LAT SX(L) ALTA	2717	<b>1359</b>	3004	<b>1501</b>	2185	<b>1092</b>	1931	<b>966</b>








## NON SFODERABILE

COD.		<b>L</b> Larghezza (CM)	<b>P</b> Profondita' (CM)	<b>H</b> Altezza (CM)	<b>MC</b> Volume	<b>BABOUCHE</b>	PELLE B	PELLE B	PELLE C	PELLE C	TESS B	TESS B	CASHMERE	CASHMERE
0602		117	117	80	1,10	ANGOLO	2702	<b>1352</b>	2921	<b>1461</b>	2328	<b>1164</b>	2120	<b>1060</b>
0801		97	97	40	0,38	POUF QUADRATO	1002	<b>501</b>	1107	<b>554</b>	811	<b>406</b>	715	<b>357</b>
0821		52	97	40	0,20	MEZZO POUF	754	<b>376</b>	826	<b>413</b>	625	<b>312</b>	557	<b>278</b>
0030		68		38	0,00	CUSCINO POGGIARENI	144	<b>71</b>	162	<b>81</b>	126	<b>63</b>	105	<b>53</b>























COD.		L Larghezza (CM)	P Profondita' (CM)	H Altezza (CM)	M <sup>C</sup> Volum	BABOUCHE SFODER	PELLE B	PELLE B	PELLE C	PELLE C	TESS B	TESS B	CASHMERE	CASHMERE
0500		62	98	90	0,55	POLT CENTR(S)ALTA					1312	<b>657</b>		
0501		82	98	90	0,72	POLT CENTR(M)ALTA					1474	<b>736</b>		
0502		102	98	90	0,90	POLT CENTR(L)ALTA					1605	<b>803</b>		
0527		62	98	80	0,49	POLT CENTR(S)BASSA					1293	<b>647</b>		
0528		82	98	80	0,64	POLT CENTR(M)BASSA					1417	<b>709</b>		
0529		102	98	80	0,80	POLT CENTR(L)BASSA					1538	<b>769</b>		
0503		88	98	90	0,78	POLT LAT DX(S) ALTA+MECC					2366	<b>1183</b>		
0504		88	98	90	0,78	POLT LAT SX(S) ALTA+MECC					2366	<b>1183</b>		
0505		108	98	90	0,95	POLT LAT DX(M) ALTA+MECC					2500	<b>1251</b>		
0506		108	98	90	0,95	POLT LAT SX(M) ALTA+MECC					2500	<b>1251</b>		
0507		128	98	90	1,13	POLT LAT DX(L) ALTA+MECC					2640	<b>1320</b>		
0508		128	98	90	1,13	POLT LAT SX(L) ALTA+MECC					2640	<b>1320</b>		
0509		88	98	80	0,69	POLT LAT DX(S) BASSA+MECC					2341	<b>1170</b>		
0510		88	98	80	0,69	POLT LAT SX(S) BASSA+MECC					2341	<b>1170</b>		
0511		108	98	80	0,85	POLT LAT DX(M) BASSA+MECC					2475	<b>1237</b>		
0512		108	98	80	0,85	POLT LAT SX(M) BASSA+MECC					2475	<b>1237</b>		
0513		128	98	80	1,00	POLT LAT DX(L) BASSA+MECC					2622	<b>1311</b>		
0514		128	98	80	1,00	POLT LAT SX(L) BASSA+MECC					2622	<b>1311</b>		
0530		88	98	90	0,78	POLT LAT DX(S) ALTA					1566	<b>782</b>		
0531		88	98	90	0,78	POLT LAT SX(S) ALTA					1566	<b>782</b>		
0532		108	98	90	0,95	POLT LAT DX(M) ALTA					1690	<b>845</b>		

COD.		L Larghezza (CM)	P Profondita' (CM)	H Altezza (CM)	M <sup>C</sup> Volum	<b>BABOUCHE SFODER</b>	PELLE B	PELLE B	PELLE C	PELLE C	TESS B	TESS B	CASHMERE	CASHMERE
0533		108	98	90	0,95	POLT LAT SX(M) ALTA					1690	<b>845</b>		
0534		128	98	90	1,13	POLT LAT DX(L) ALTA					1812	<b>906</b>		
0535		128	98	90	1,13	POLT LAT SX(L) ALTA					1812	<b>906</b>		
0536		88	98	80	0,69	POLT LAT DX(S) BASSA					1545	<b>772</b>		
0537		88	98	80	0,69	POLT LAT SX(S) BASSA					1545	<b>772</b>		
0538		108	98	80	0,85	POLT LAT DX(M) BASSA					1661	<b>831</b>		
0539		108	98	80	0,85	POLT LAT SX(M) BASSA					1661	<b>831</b>		
0540		128	98	80	1,00	POLT LAT DX(L) BASSA					1785	<b>894</b>		
0541		128	98	80	1,00	POLT LAT SX(L) BASSA					1785	<b>894</b>		
0515		88	148	80	1,04	DORM LAT DX(S) BASSA					2265	<b>1132</b>		
0516		88	148	80	1,04	DORM LAT SX(S) BASSA					2265	<b>1132</b>		
0517		108	148	80	1,28	DORM LAT DX(M) BASSA					2439	<b>1220</b>		
0518		108	148	80	1,28	DORM LAT SX(M) BASSA					2439	<b>1220</b>		
0519		128	148	80	1,52	DORM LAT DX(L) BASSA					2594	<b>1296</b>		
0520		128	148	80	1,52	DORM LAT SX(L) BASSA					2594	<b>1296</b>		
0521		88	148	90	1,17	DORM LAT DX(S) ALTA					2300	<b>1150</b>		
0522		88	148	90	1,17	DORM LAT SX(S) ALTA					2300	<b>1150</b>		
0523		108	148	90	1,44	DORM LAT DX(M) ALTA					2457	<b>1229</b>		
0524		108	148	90	1,44	DORM LAT SX(M) ALTA					2457	<b>1229</b>		
0525		128	148	90	1,70	DORM LAT DX(L) ALTA					2618	<b>1309</b>		
0526		128	148	90	1,70	DORM LAT SX(L) ALTA					2618	<b>1309</b>		























COD.		L Larghezza (CM)	P Profondità (CM)	H Altezza (CM)	M C Volum	BABOUCHE SFODER				PELLE B	PELLE B	PELLE C	PELLE C	TESS B	TESS B	CASHMERE	CASHMERE
0602		117	117	80	1,10	ANGOLO							2552	<b>1275</b>			
0801		97	97	40	0,38	POUF QUADRATO							997	<b>499</b>			
0821		52	97	40	0,20	MEZZO POUF							755	<b>377</b>			
0030		68		38	0,00	CUSCINO POGGIARENI							135	<b>67</b>			

<i>COD.</i>		<b>L</b> Larghezza (CM)	<b>P</b> Profondita' (CM)	<b>H</b> Altezza (CM)	<b>MC</b> Volume	<b>BERGEN</b>	PELLE B	PELLE B	PELLE C	PELLE C	TESS B	TESS B	CASHMERE	CASHMERE
0903		<b>85</b>	<b>60</b>	<b>23</b>	<b>0,14</b>	TAVOLINO 85X60(incluso rivestim)	1240	<b>620</b>	1279	<b>639</b>	1219	<b>609</b>	1166	<b>583</b>
0904		<b>110</b>	<b>80</b>	<b>23</b>	<b>0,24</b>	TAVOLINO 110X80(incluso rivestim)	1414	<b>707</b>	1458	<b>728</b>	1389	<b>695</b>	1326	<b>663</b>
0905					<b>0,00</b>	PELLE TAVOLINO 85X60	289	<b>145</b>	324	<b>163</b>	264	<b>133</b>	213	<b>106</b>
0906					<b>0,00</b>	SOLO PELLE TAVOLINO 110X80	313	<b>156</b>	357	<b>179</b>	289	<b>145</b>	225	<b>113</b>























**NON SFODERABILE**

COD.		L Larghezza (CM)	P Profondita' (CM)	H Altezza (CM)	MC Volume	BEVERLY	PELLE B	PELLE B	PELLE C	PELLE C	TESS B	TESS B	CASHMERE	CASHMERE
0430		242	109	72	1,90	3P GRANDE	5160	2581	5440	2720	4195	2097	3735	1868
0305		226	109	72	1,77	3 POSTI 2 CUSCINI	4801	2401	5065	2533	3888	1944	3457	1728
0210		216	109	72	1,70	2 POSTI MAXI	4473	2237	4736	2368	3588	1794	3176	1587
0200		196	109	72	1,54	2 POSTI	4065	2032	4314	2157	3243	1621	2859	1429
0100		108	109	72	0,85	POLTRONA	2470	1234	2627	1314	1967	983	1725	863
0492		226	109	72	1,77	3P XL LAT SX	4892	2446	5128	2563	4027	2012	3611	1805
0491		226	109	72	1,77	3P XL LAT DX	4892	2446	5128	2563	4027	2012	3611	1805
0432		212	109	72	1,66	3 POSTI GRANDE SX	4728	2364	4951	2476	3907	1953	3509	1754
0431		212	109	72	1,66	3 POSTI GRANDE DX	4728	2364	4951	2476	3907	1953	3509	1754
0345		196	109	72	1,54	3 POSTI 2 CUSCINI SX	4386	2193	4597	2299	3609	1805	3239	1619
0344		196	109	72	1,54	3 POSTI 2 CUSCINI DX	4386	2193	4597	2299	3609	1805	3239	1619
0212		186	109	72	1,46	2 POSTI MAXI SX	4060	2030	4268	2134	3314	1656	2961	1480
0211		186	109	72	1,46	2 POSTI MAXI DX	4060	2030	4268	2134	3314	1656	2961	1480
0202		166	109	72	1,30	2 POSTI SX	3640	1821	3835	1918	2964	1481	2639	1320
0201		166	109	72	1,30	2 POSTI DX	3640	1821	3835	1918	2964	1481	2639	1320
0192		128	109	72	1,00	POLTRONA XL LAT SX	2781	1391	2929	1465	2271	1134	2023	1012
0191		128	109	72	1,00	POLTRONA XL LAT DX	2781	1391	2929	1465	2271	1134	2023	1012
0109		121	109	72	0,95	POLTRONA GRANDE SX	2686	1342	2828	1414	2196	1098	1958	979
0108		121	109	72	0,95	POLTRONA GRANDE DX	2686	1342	2828	1414	2196	1098	1958	979
0117		113	109	72	0,89	POLTRONA SX 2 CUSCINI	2509	1255	2643	1322	2040	1020	1818	909
0116		113	109	72	0,89	POLTRONA DX 2 CUSCINI	2509	1255	2643	1322	2040	1020	1818	909

## NON SFODERABILE























COD.		L Larghezza (CM)	P Profondita' (CM)	H Altezza (CM)	MC Volume	BEVERLY	PELLE B	PELLE B	PELLE C	PELLE C	TESS B	TESS B	CASHMERE	CASHMERE
0112		108	109	72	0,85	POLTRONA MAXI SX	2353	1177	2487	1242	1904	953	1689	845
0111		108	109	72	0,85	POLTRONA MAXI DX	2353	1177	2487	1242	1904	953	1689	845
0102		98	109	72	0,77	POLTRONA SX	2157	1078	2280	1140	1737	869	1538	769
0101		98	109	72	0,77	POLTRONA DX	2157	1078	2280	1140	1737	869	1538	769
0193		98	109	72	0,77	POLTRONA XL CENT	2350	1176	2447	1223	1971	985	1785	894
0104		91	109	72	0,71	POLTRONA CENTRALE GRANDE	2256	1128	2344	1172	1909	954	1731	866
0115		83	109	72	0,65	POLTRONA CENTRALE 2 CUSCINI	2078	1039	2161	1080	1743	872	1581	792
0113		78	109	72	0,61	POLTRONA MAXI CENTRALE	1925	962	2005	1004	1609	804	1456	728
0103		68	109	72	0,53	POLTRONA CENTRALE	1731	866	1805	903	1449	725	1308	655
0612		114	114	72	0,94	ANGOLO QUADRO SAGOMATO+MECC	2926	1463	3057	1529	2427	1214	2186	1092
0602		136	136	72	1,49	ANGOLO	2682	1340	2721	1361	2262	1130	2068	1034
0613		168	168	72	2,27	SUPER ANGOLO	3607	1802	3735	1867	3062	1531	2794	1397
0885		246	114	72	2,02	ANG SAGOMATO POL MAXI PEN SX CON MECC	5229	2614	5498	2748	4270	2135	3813	1905
0884		246	114	72	2,02	ANG SAGOMATO POL MAXI PEN DX CON MECC	5229	2614	5498	2748	4270	2135	3813	1905
0883		236	114	72	1,94	ANG SAGOMATO POL PEN SX CON MECC	5038	2519	5301	2651	4117	2058	3671	1835
0882		236	114	72	1,94	ANG SAGOMATO POL PEN DX CON MECC	5038	2519	5301	2651	4117	2058	3671	1835
0718		153	109	72	1,20	POL XL PENISOLA SX	2789	1394	2939	1470	2262	1130	2009	1005
0717		153	109	72	1,20	POL XL PENISOLA DX	2789	1394	2939	1470	2262	1130	2009	1005
0738		146	109	72	1,15	POL GRANDE PEN SX	2721	1361	2866	1433	2216	1109	1976	987
0737		146	109	72	1,15	POL GRANDE PEN DX	2721	1361	2866	1433	2216	1109	1976	987
0716		138	109	72	1,08	POL 2 CUSCINI PENISOLA SX	2654	1327	2792	1396	2171	1085	1938	970

**NON SFODERABILE**























COD.		L Larghezza (CM)	P Profondita' (CM)	H Altezza (CM)	M <sup>C</sup> Volume	BEVERLY	PELLE B	PELLE B	PELLE C	PELLE C	TESS B	TESS B	CASHMERE	CASHMERE
0715		138	109	72	1,08	POL 2 CUSCINI PENISOLA DX	2654	<b>1327</b>	2792	<b>1396</b>	2171	<b>1085</b>	1938	<b>970</b>
0714		133	109	72	1,04	POL MAXI PEN SX	2607	<b>1304</b>	2668	<b>1334</b>	2138	<b>1069</b>	1911	<b>956</b>
0713		133	109	72	1,04	POL MAXI PEN DX	2607	<b>1304</b>	2668	<b>1334</b>	2138	<b>1069</b>	1911	<b>956</b>
0712		123	109	72	0,97	POLTRONA PENISOLA SX	2512	<b>1257</b>	2633	<b>1317</b>	2075	<b>1038</b>	1863	<b>931</b>
0711		123	109	72	0,97	POLTRONA PENISOLA DX	2512	<b>1257</b>	2633	<b>1317</b>	2075	<b>1038</b>	1863	<b>931</b>
0891		128	168	72	1,55	DORMOSA XL LAT SX	3608	<b>1804</b>	3781	<b>1890</b>	2979	<b>1490</b>	2674	<b>1337</b>
0890		128	168	72	1,55	DORMOSA XL LAT DX	3608	<b>1804</b>	3781	<b>1890</b>	2979	<b>1490</b>	2674	<b>1337</b>
0789		121	168	72	1,46	DORMOSA GRANDE SX	3533	<b>1767</b>	3699	<b>1849</b>	2921	<b>1462</b>	2628	<b>1314</b>
0788		121	168	72	1,46	DORMOSA GRANDE DX	3533	<b>1767</b>	3699	<b>1849</b>	2921	<b>1462</b>	2628	<b>1314</b>
0697		113	168	72	1,37	DORMOSA 2 CUSCINI LAT SX	3439	<b>1720</b>	3594	<b>1796</b>	2857	<b>1428</b>	2577	<b>1288</b>
0696		113	168	72	1,37	DORMOSA 2 CUSCINI LAT DX	3439	<b>1720</b>	3594	<b>1796</b>	2857	<b>1428</b>	2577	<b>1288</b>
0705		108	168	72	1,31	DORMOSA MAXI SX	3394	<b>1696</b>	3541	<b>1771</b>	2832	<b>1415</b>	2553	<b>1276</b>
0704		108	168	72	1,31	DORMOSA MAXI DX	3394	<b>1696</b>	3541	<b>1771</b>	2832	<b>1415</b>	2553	<b>1276</b>
0701		98	168	72	1,19	DORMOSA SX	3066	<b>1533</b>	3208	<b>1604</b>	2540	<b>1269</b>	2285	<b>1142</b>
0700		98	168	72	1,19	DORMOSA DX	3066	<b>1533</b>	3208	<b>1604</b>	2540	<b>1269</b>	2285	<b>1142</b>
1390		256	109	72	2,01	3P XL 2 RLX ELETTRICO	7038	<b>3518</b>	7333	<b>3667</b>	5868	<b>2934</b>	5301	<b>2651</b>
1392		256	109	72	2,01	3P XL 1 RLX SX ELETTRICO	6303	<b>3151</b>	6599	<b>3300</b>	5204	<b>2602</b>	4674	<b>2338</b>
1391		256	109	72	2,01	3P XL 1 RLX DX ELETTRICO	6303	<b>3151</b>	6599	<b>3300</b>	5204	<b>2602</b>	4674	<b>2338</b>
1440		242	109	72	1,90	3P GRANDE 2 RLX ELETTRICO	6855	<b>3428</b>	7147	<b>3573</b>	5718	<b>2860</b>	5172	<b>2587</b>
1445		242	109	72	1,90	3P GRANDE 1 RLX SX ELETTRICO	6116	<b>3057</b>	6401	<b>3200</b>	5053	<b>2527</b>	4545	<b>2273</b>
1444		242	109	72	1,90	3P GRANDE 1 RLX DX ELETTRICO	6116	<b>3057</b>	6401	<b>3200</b>	5053	<b>2527</b>	4545	<b>2273</b>







## NON SFODERABILE

COD.		L Larghezza (CM)	P Profondita' (CM)	H Altezza (CM)	MC Volume	BEVERLY	PELLE B	PELLE B	PELLE C	PELLE C	TESS B	TESS B	CASHMERE	CASHMERE
1342		226	109	72	1,77	3P 2 CUSC 2 RLX ELETTRICO	6489	<b>3246</b>	6767	<b>3384</b>	5409	<b>2705</b>	4890	<b>2445</b>
1341		226	109	72	1,77	3P 2 CUSC 1 RLX SX ELETTRICO	5753	<b>2876</b>	6027	<b>3014</b>	4747	<b>2374</b>	4263	<b>2131</b>
1340		226	109	72	1,77	3P 2 CUSC 1 RLX DX ELETTRICO	5753	<b>2876</b>	6027	<b>3014</b>	4747	<b>2374</b>	4263	<b>2131</b>
1230		216	109	72	1,70	2P MAXI 2 RLX ELETTR	6160	<b>3079</b>	6427	<b>3214</b>	5128	<b>2563</b>	4632	<b>2316</b>
1216		216	109	72	1,70	2P MAXI 1 RLX SX ELETTRICO	5435	<b>2717</b>	5701	<b>2850</b>	4470	<b>2235</b>	4005	<b>2002</b>
1215		216	109	72	1,70	2P MAXI 1 RLX DX ELETTRICO	5435	<b>2717</b>	5701	<b>2850</b>	4470	<b>2235</b>	4005	<b>2002</b>
1220		196	109	72	1,54	2P 2 RELAX ELETTRICO	5759	<b>2879</b>	6015	<b>3007</b>	4791	<b>2395</b>	4323	<b>2162</b>
1206		196	109	72	1,54	2P 1 RLX SX ELETTRICO	5037	<b>2518</b>	5288	<b>2645</b>	4132	<b>2067</b>	3700	<b>1850</b>
1205		196	109	72	1,54	2P 1 RLX DX ELETTRICO	5037	<b>2518</b>	5288	<b>2645</b>	4132	<b>2067</b>	3700	<b>1850</b>
1120		108	109	72	0,85	POL RLX ELETTRICO	3778	<b>1889</b>	3918	<b>1958</b>	3192	<b>1596</b>	2907	<b>1455</b>
1394		226	109	72	1,77	3P XL LAT SX 2 RLX ELETTRICO	6611	<b>3305</b>	6862	<b>3430</b>	5571	<b>2787</b>	5067	<b>2534</b>
1393		226	109	72	1,77	3P XL LAT DX 2 RLX ELETTRICO	6611	<b>3305</b>	6862	<b>3430</b>	5571	<b>2787</b>	5067	<b>2534</b>
1396		226	109	72	1,77	3P XL LAT SX RLX ELETTRICO	5870	<b>2936</b>	6117	<b>3058</b>	4905	<b>2452</b>	4437	<b>2219</b>
1395		226	109	72	1,77	3P XL LAT DX RLX ELETTRICO	5870	<b>2936</b>	6117	<b>3058</b>	4905	<b>2452</b>	4437	<b>2219</b>
1448		212	109	72	1,66	3P GRANDE LAT SX 2 RLX ELETTRICO	6420	<b>3210</b>	6654	<b>3327</b>	5425	<b>2712</b>	4941	<b>2471</b>
1447		212	109	72	1,66	3P GRANDE LAT DX 2 RLX ELETTRICO	6420	<b>3210</b>	6654	<b>3327</b>	5425	<b>2712</b>	4941	<b>2471</b>
1442		212	109	72	1,66	3P GRANDE LAT SX RLX ELETTRICO	5684	<b>2842</b>	5917	<b>2958</b>	4767	<b>2384</b>	4319	<b>2159</b>
1441		212	109	72	1,66	3P GRANDE LAT DX RLX ELETTRICO	5684	<b>2842</b>	5917	<b>2958</b>	4767	<b>2384</b>	4319	<b>2159</b>
1378		196	109	72	1,54	3P 2 CUSC LAT SX 2 RLX ELETTRICO	6051	<b>3025</b>	6275	<b>3138</b>	5117	<b>2559</b>	4658	<b>2330</b>
1377		196	109	72	1,54	3P 2 CUSC LAT DX 2 RLX ELETTRICO	6051	<b>3025</b>	6275	<b>3138</b>	5117	<b>2559</b>	4658	<b>2330</b>
1339		196	109	72	1,54	3P 2 CUSC LAT SX RLX ELETTRICO	5323	<b>2662</b>	5545	<b>2772</b>	4449	<b>2225</b>	4028	<b>2015</b>























**NON SFODERABILE**

COD.		L Larghezza (CM)	P Profondita' (CM)	H Altezza (CM)	MC Volume	BEVERLY	PELLE B	PELLE B	PELLE C	PELLE C	TESS B	TESS B	CASHMERE	CASHMERE
1338		196	109	72	1,54	3P 2 CUSC LAT DX RLX ELETTRICO	5323	2662	5545	2772	4449	2225	4028	2015
1228		186	109	72	1,46	2P MAXI SX 2 RLX ELETTRICO	5715	2858	5928	2964	4829	2414	4397	2198
1227		186	109	72	1,46	2P MAXI DX 2 RLX ELETTRICO	5715	2858	5928	2964	4829	2414	4397	2198
1232		186	109	72	1,46	2P MAXI LAT SX RLX ELETTRICO	5005	2502	5096	2548	4172	2086	3771	1885
1231		186	109	72	1,46	2P MAXI LAT DX RLX ELETTRICO	5005	2502	5096	2548	4172	2086	3771	1885
1225		166	109	72	1,30	2P LAT SX 2 RLX ELETTRICO	5309	2654	5502	2752	4492	2246	4089	2044
1224		166	109	72	1,30	2P LAT DX 2 RLX ELETTRICO	5309	2654	5502	2752	4492	2246	4089	2044
1222		166	108	72	1,30	2P LAT SX RLX ELETTRICO	4609	2304	4810	2406	3845	1923	3470	1735
1221		166	109	72	1,30	2P LAT DX RLX ELETTRICO	4609	2304	4810	2406	3845	1923	3470	1735
1137		128	109	72	1,00	POL XL LAT SX RLX ELETTRICO	3520	1760	3672	1835	2934	1467	2652	1326
1136		128	109	72	1,00	POL XL LAT DX RLX ELETTRICO	3520	1760	3672	1835	2934	1467	2652	1326
1135		121	109	72	0,95	POL GRANDE LAT SX RLX ELETTRICO	3429	1715	3574	1787	2858	1429	2587	1293
1134		121	109	72	0,95	POL GRANDE LAT DX RLX ELETTRICO	3429	1715	3574	1787	2858	1429	2587	1293
1143		113	109	72	0,89	POL 2 CUSC LAT SX RLX ELETTRICO	3245	1622	3383	1691	2706	1354	2447	1223
1142		113	109	72	0,89	POL 2 CUSC LAT DX RLX ELETTRICO	3245	1622	3383	1691	2706	1354	2447	1223
1125		108	109	72	0,85	POL RLX MAXI SX ELETTRICO	3079	1539	3215	1608	2563	1282	2315	1158
1124		108	109	72	0,85	POL RLX MAXI DX ELETTRICO	3079	1539	3215	1608	2563	1282	2315	1158
1122		98	109	72	0,77	POL RLX SX ELETTRICO	2879	1440	3007	1503	2395	1197	2163	1082
1121		98	109	72	0,77	POL RLX DX ELETTRICO	2879	1440	3007	1503	2395	1197	2163	1082
1138		98	109	72	0,77	POL XL CENT RLX ELETTRICO	3091	1545	3190	1595	2638	1320	2417	1209
1433		91	109	72	0,71	POL GRANDE CENTR RLX ELETTRICO	2990	1495	3082	1541	2565	1283	2355	1178























## NON SFODERABILE

COD.		<b>L</b> Larghezza (CM)	<b>P</b> Profondita' (CM)	<b>H</b> Altezza (CM)	<b>MC</b> Volume	<b>BEVERLY</b>	PELLE B	PELLE B	PELLE C	PELLE C	TESS B	TESS B	CASHMERE	CASHMERE
1162		<b>83</b>	<b>109</b>	<b>72</b>	<b>0,65</b>	POL 2 CUSC CENT RLX ELETTRICO	2806	<b>1404</b>	2893	<b>1446</b>	2412	<b>1206</b>	2213	<b>1107</b>
1128		<b>78</b>	<b>109</b>	<b>72</b>	<b>0,61</b>	POL MAXI CENT RLX ELETTRICO	2636	<b>1319</b>	2713	<b>1358</b>	2265	<b>1132</b>	2079	<b>1040</b>
1118		<b>68</b>	<b>109</b>	<b>72</b>	<b>0,53</b>	POL CENT RLX ELETTRICO	2429	<b>1215</b>	2498	<b>1250</b>	2097	<b>1049</b>	1929	<b>965</b>
0801		<b>106</b>	<b>106</b>	<b>41</b>	<b>0,81</b>	POUF QUADRATO	1052	<b>526</b>	1108	<b>554</b>	950	<b>475</b>	813	<b>407</b>























## NON SFODERABILE

COD.		L Larghezza (CM)	P Profondita' (CM)	H Altezza (CM)	MC Volume	BEVERLY 2	PELLE B	PELLE B	PELLE C	PELLE C	TESS B	TESS B	CASHMERE	CASHMERE
0430		242	109	72	1,90	3P GRANDE	5160	2581	5440	2720	4195	2097	3735	1868
0305		226	109	72	1,77	3 POSTI 2 CUSCINI	4801	2401	5065	2533	3888	1944	3457	1728
0210		216	109	72	1,70	2 POSTI MAXI	4473	2237	4736	2368	3588	1794	3176	1587
0200		196	109	72	1,54	2 POSTI	4065	2032	4314	2157	3243	1621	2859	1429
0100		108	109	72	0,85	POLTRONA	2470	1234	2627	1314	1967	983	1725	863
0492		226	109	72	1,77	3P XL LAT SX	4892	2446	5128	2563	4027	2012	3611	1805
0491		226	109	72	1,77	3P XL LAT DX	4892	2446	5128	2563	4027	2012	3611	1805
0432		212	109	72	1,66	3 POSTI GRANDE SX	4728	2364	4951	2476	3907	1953	3509	1754
0431		212	109	72	1,66	3 POSTI GRANDE DX	4728	2364	4951	2476	3907	1953	3509	1754
0345		196	109	72	1,54	3 POSTI 2 CUSCINI SX	4386	2193	4597	2299	3609	1805	3239	1619
0344		196	109	72	1,54	3 POSTI 2 CUSCINI DX	4386	2193	4597	2299	3609	1805	3239	1619
0212		186	109	72	1,46	2 POSTI MAXI SX	4060	2030	4268	2134	3314	1656	2961	1480
0211		186	109	72	1,46	2 POSTI MAXI DX	4060	2030	4268	2134	3314	1656	2961	1480
0202		166	109	72	1,30	2 POSTI SX	3640	1821	3835	1918	2964	1481	2639	1320
0201		166	109	72	1,30	2 POSTI DX	3640	1821	3835	1918	2964	1481	2639	1320
0192		128	109	72	1,00	POLTRONA XL LAT SX	2781	1391	2929	1465	2271	1134	2023	1012
0191		128	109	72	1,00	POLTRONA XL LAT DX	2781	1391	2929	1465	2271	1134	2023	1012
0109		121	109	72	0,95	POLTRONA GRANDE SX	2686	1342	2828	1414	2196	1098	1958	979
0108		121	109	72	0,95	POLTRONA GRANDE DX	2686	1342	2828	1414	2196	1098	1958	979
0117		113	109	72	0,89	POLTRONA SX 2 CUSCINI	2509	1255	2643	1322	2040	1020	1818	909
0116		113	109	72	0,89	POLTRONA DX 2 CUSCINI	2509	1255	2643	1322	2040	1020	1818	909























## NON SFODERABILE

COD.		L Larghezza (CM)	P Profondita' (CM)	H Altezza (CM)	MC Volume	BEVERLY 2	PELLE B	PELLE B	PELLE C	PELLE C	TESS B	TESS B	CASHMERE	CASHMERE
0112		108	109	72	0,85	POLTRONA MAXI SX	2353	1177	2487	1242	1904	953	1689	845
0111		108	109	72	0,85	POLTRONA MAXI DX	2353	1177	2487	1242	1904	953	1689	845
0102		98	109	72	0,77	POLTRONA SX	2157	1078	2280	1140	1737	869	1538	769
0101		98	109	72	0,77	POLTRONA DX	2157	1078	2280	1140	1737	869	1538	769
0193		98	109	72	0,77	POLTRONA XL CENT	2350	1176	2447	1223	1971	985	1785	894
0104		91	109	72	0,71	POLTRONA CENTRALE GRANDE	2256	1128	2344	1172	1909	954	1731	866
0115		83	109	72	0,65	POLTRONA CENTRALE 2 CUSCINI	2078	1039	2161	1080	1743	872	1581	792
0113		78	109	72	0,61	POLTRONA MAXI CENTRALE	1925	962	2005	1004	1609	804	1456	728
0103		68	109	72	0,53	POLTRONA CENTRALE	1731	866	1805	903	1449	725	1308	655
0612		114	114	72	0,94	ANGOLO QUADRO SAGOMATO+MECC	2926	1463	3057	1529	2427	1214	2186	1092
0602		136	136	72	1,49	ANGOLO	2682	1340	2721	1361	2262	1130	2068	1034
0885		246	114	72	2,02	ANG SAGOMATO POL MAXI PEN SX CON MECC	5229	2614	5498	2748	4270	2135	3813	1905
0884		246	114	72	2,02	ANG SAGOMATO POL MAXI PEN DX CON MECC	5229	2614	5498	2748	4270	2135	3813	1905
0883		236	114	72	1,94	ANG SAGOMATO POL PEN SX CON MECC	5038	2519	5301	2651	4117	2058	3671	1835
0882		236	114	72	1,94	ANG SAGOMATO POL PEN DX CON MECC	5038	2519	5301	2651	4117	2058	3671	1835
0718		153	109	72	1,20	POL XL PENISOLA SX	2789	1394	2939	1470	2262	1130	2009	1005
0717		153	109	72	1,20	POL XL PENISOLA DX	2789	1394	2939	1470	2262	1130	2009	1005
0738		146	109	72	1,15	POL GRANDE PEN SX	2721	1361	2866	1433	2216	1109	1976	987
0737		146	109	72	1,15	POL GRANDE PEN DX	2721	1361	2866	1433	2216	1109	1976	987
0716		138	109	72	1,08	POL 2 CUSCINI PENISOLA SX	2654	1327	2792	1396	2171	1085	1938	970
0715		138	109	72	1,08	POL 2 CUSCINI PENISOLA DX	2654	1327	2792	1396	2171	1085	1938	970























**NON SFODERABILE**

COD.		L Larghezza (CM)	P Profondita' (CM)	H Altezza (CM)	MC Volume	BEVERLY 2	PELLE B	PELLE B	PELLE C	PELLE C	TESS B	TESS B	CASHMERE	CASHMERE
0714		133	109	72	1,04	POL MAXI PEN SX	2607	<b>1304</b>	2668	<b>1334</b>	2138	<b>1069</b>	1911	<b>956</b>
0713		133	109	72	1,04	POL MAXI PEN DX	2607	<b>1304</b>	2668	<b>1334</b>	2138	<b>1069</b>	1911	<b>956</b>
0712		123	109	72	0,97	POLTRONA PENISOLA SX	2512	<b>1257</b>	2633	<b>1317</b>	2075	<b>1038</b>	1863	<b>931</b>
0711		123	109	72	0,97	POLTRONA PENISOLA DX	2512	<b>1257</b>	2633	<b>1317</b>	2075	<b>1038</b>	1863	<b>931</b>
0891		128	168	72	1,55	DORMOSA XL LAT SX	3608	<b>1804</b>	3781	<b>1890</b>	2979	<b>1490</b>	2674	<b>1337</b>
0890		128	168	72	1,55	DORMOSA XL LAT DX	3608	<b>1804</b>	3781	<b>1890</b>	2979	<b>1490</b>	2674	<b>1337</b>
0789		121	168	72	1,46	DORMOSA GRANDE SX	3533	<b>1767</b>	3699	<b>1849</b>	2921	<b>1462</b>	2628	<b>1314</b>
0788		121	168	72	1,46	DORMOSA GRANDE DX	3533	<b>1767</b>	3699	<b>1849</b>	2921	<b>1462</b>	2628	<b>1314</b>
0697		113	168	72	1,37	DORMOSA 2 CUSCINI LAT SX	3439	<b>1720</b>	3594	<b>1796</b>	2857	<b>1428</b>	2577	<b>1288</b>
0696		113	168	72	1,37	DORMOSA 2 CUSCINI LAT DX	3439	<b>1720</b>	3594	<b>1796</b>	2857	<b>1428</b>	2577	<b>1288</b>
0705		108	168	72	1,31	DORMOSA MAXI SX	3394	<b>1696</b>	3541	<b>1771</b>	2832	<b>1415</b>	2553	<b>1276</b>
0704		108	168	72	1,31	DORMOSA MAXI DX	3394	<b>1696</b>	3541	<b>1771</b>	2832	<b>1415</b>	2553	<b>1276</b>
0701		98	168	72	1,19	DORMOSA SX	3066	<b>1533</b>	3208	<b>1604</b>	2540	<b>1269</b>	2285	<b>1142</b>
0700		98	168	72	1,19	DORMOSA DX	3066	<b>1533</b>	3208	<b>1604</b>	2540	<b>1269</b>	2285	<b>1142</b>
1397		256	109	72	2,01	3P XL 2 RLX 2 MOTORI	7329	<b>3665</b>	7623	<b>3812</b>	6149	<b>3074</b>	5576	<b>2789</b>
1399		256	109	72	2,01	3P XL 1 RLX SX 2 MOTORI	6446	<b>3223</b>	6740	<b>3370</b>	5346	<b>2672</b>	4811	<b>2406</b>
1398		256	109	72	2,01	3P XL 1 RLX DX 2 MOTORI	6446	<b>3223</b>	6740	<b>3370</b>	5346	<b>2672</b>	4811	<b>2406</b>
1383		242	109	72	1,90	3P GRANDE 2 RLX 2 MOTORI	7144	<b>3572</b>	7426	<b>3713</b>	6001	<b>3001</b>	5447	<b>2723</b>
1385		242	109	72	1,90	3P GRANDE 1 RLX SX 2 MOTORI	6262	<b>3130</b>	6539	<b>3269</b>	5194	<b>2597</b>	4682	<b>2341</b>
1384		242	109	72	1,90	3P GRANDE 1 RLX DX 2 MOTORI	6262	<b>3130</b>	6539	<b>3269</b>	5194	<b>2597</b>	4682	<b>2341</b>
1317		226	109	72	1,77	3P 2 CUSC 2 RLX 2 MOTORI	6779	<b>3389</b>	7047	<b>3524</b>	5690	<b>2845</b>	5164	<b>2583</b>

**NON SFODERABILE**




COD.		L Larghezza (CM)	P Profondita' (CM)	H Altezza (CM)	MC Volume	BEVERLY 2	PELLE B	PELLE B	PELLE C	PELLE C	TESS B	TESS B	CASHMERE	CASHMERE
1374		226	109	72	1,77	3P 2 CUSC RLX SX 2 MOT	5896	<b>2948</b>	6169	<b>3084</b>	4888	<b>2444</b>	4400	<b>2200</b>
1373		226	109	72	1,77	3P 2 CUSC RLX DX 2 MOT	5896	<b>2948</b>	6169	<b>3084</b>	4888	<b>2444</b>	4400	<b>2200</b>
1239		216	109	72	1,70	2P MAXI 2 RLX 2 MOT	6450	<b>3225</b>	6708	<b>3354</b>	5408	<b>2704</b>	4908	<b>2454</b>
1218		216	109	72	1,70	2P MAXI RLX SX 2 MOT	5580	<b>2791</b>	5842	<b>2920</b>	4610	<b>2305</b>	4143	<b>2072</b>
1217		216	109	72	1,70	2P MAXI RLX DX 2 MOT	5580	<b>2791</b>	5842	<b>2920</b>	4610	<b>2305</b>	4143	<b>2072</b>
1244		196	109	72	1,54	2P 2 RLX 2 MOT	6048	<b>3023</b>	6295	<b>3148</b>	5072	<b>2536</b>	4597	<b>2299</b>
1236		196	109	72	1,54	2P RLX SX 2 MOT	5182	<b>2591</b>	5429	<b>2715</b>	4274	<b>2137</b>	3837	<b>1919</b>
1235		196	109	72	1,54	2P RLX DX 2 MOT	5182	<b>2591</b>	5429	<b>2715</b>	4274	<b>2137</b>	3837	<b>1919</b>
1126		108	109	72	0,85	POLTRONA RLX 2 MOT	3925	<b>1962</b>	4060	<b>2030</b>	3332	<b>1667</b>	3043	<b>1521</b>
1325		226	109	72	1,77	3P XL LAT SX 2 RLX 2 MOT	6900	<b>3451</b>	7140	<b>3570</b>	5854	<b>2927</b>	5342	<b>2670</b>
1324		226	109	72	1,77	3P XL LAT DX 2 RLX 2 MOT	6900	<b>3451</b>	7140	<b>3570</b>	5854	<b>2927</b>	5342	<b>2670</b>
1327		226	109	72	1,77	3P XL LAT SX RLX 2 MOT	6014	<b>3007</b>	6258	<b>3128</b>	5047	<b>2523</b>	4573	<b>2286</b>
1326		226	109	72	1,77	3P XL LAT DX RLX 2 MOT	6014	<b>3007</b>	6258	<b>3128</b>	5047	<b>2523</b>	4573	<b>2286</b>
1387		212	109	72	1,66	3P GRANDE LAT SX 2 RLX 2 MOT	6712	<b>3356</b>	6934	<b>3467</b>	5707	<b>2853</b>	5215	<b>2607</b>
1386		212	109	72	1,66	3P GRANDE LAT DX 2 RLX 2 MOT	6712	<b>3356</b>	6934	<b>3467</b>	5707	<b>2853</b>	5215	<b>2607</b>
1389		212	109	72	1,66	3P GRANDE LAT SX RLX 2 MOT	5828	<b>2914</b>	6056	<b>3027</b>	4908	<b>2454</b>	4454	<b>2228</b>
1388		212	109	72	1,66	3P GRANDE LAT DX RLX 2 MOT	5828	<b>2914</b>	6056	<b>3027</b>	4908	<b>2454</b>	4454	<b>2228</b>
1357		196	109	72	1,54	3P 2 CUSC LAT SX 2 RLX 2 MOT	6341	<b>3171</b>	6556	<b>3278</b>	5400	<b>2700</b>	4934	<b>2466</b>
1356		196	109	72	1,54	3P 2 CUSC LAT DX 2 RLX 2 MOT	6341	<b>3171</b>	6556	<b>3278</b>	5400	<b>2700</b>	4934	<b>2466</b>
1335		196	109	72	1,54	3P 2 CUSC LAT SX RLX 2 MOT	5467	<b>2734</b>	5685	<b>2843</b>	4589	<b>2295</b>	4165	<b>2082</b>
1334		113	109	72	0,89	3P 2 CUSC LAT DX RLX 2 MOT	5467	<b>2734</b>	5685	<b>2843</b>	4589	<b>2295</b>	4165	<b>2082</b>























**NON SFODERABILE**























COD.		L Larghezza (CM)	P Profondita' (CM)	H Altezza (CM)	MC Volume	BEVERLY 2	PELLE B	PELLE B	PELLE C	PELLE C	TESS B	TESS B	CASHMERE	CASHMERE
1241		186	109	72	1,46	2P MAXI LAT SX 2 RLX 2 MOT	6005	3003	6211	3106	5110	2555	4673	2337
1240		186	109	72	1,46	2P MAXI LAT DX 2 RLX 2 MOT	6005	3003	6211	3106	5110	2555	4673	2337
1246		186	109	72	1,46	2P MAXI LAT SX RLX 2MOT	5152	2577	5358	2680	4312	2156	3909	1954
1245		186	109	72	1,46	2P MAXI LAT DX RLX 2MOT	5152	2577	5358	2680	4312	2156	3909	1954
1243		166	109	72	1,30	2P LAT SX 2 RLX 2 MOT	5598	2799	5782	2892	4774	2387	4363	2181
1242		166	109	72	1,30	2P LAT DX 2 RLX 2 MOT	5598	2799	5782	2892	4774	2387	4363	2181
1238		166	109	72	1,30	2P LAT SX RLX 2 MOT	4753	2377	4950	2476	3984	1992	3606	1802
1237		166	109	72	1,30	2P LAT DX RLX 2 MOT	4753	2377	4950	2476	3984	1992	3606	1802
1150		128	109	72	1,00	POL XL LAT SX RLX 2 MOT	3665	1832	3812	1905	3072	1536	2791	1395
1149		128	109	72	1,00	POL XL LAT DX RLX 2 MOT	3665	1832	3812	1905	3072	1536	2791	1395
1164		121	109	72	0,95	POL GRANDE LAT SX RLX 2 MOT	3576	1788	3715	1857	2997	1498	2723	1362
1163		121	109	72	0,95	POL GRANDE LAT DX RLX 2 MOT	3576	1788	3715	1857	2997	1498	2723	1362
1155		113	109	72	0,89	POL 2 CUSC LAT SX RLX 2 MOT	3387	1693	3522	1761	2845	1423	2349	1175
1154		113	109	72	0,89	POL 2 CUSC LAT DX RLX 2 MOT	3387	1693	3522	1761	2845	1423	2585	1292
1158		108	109	72	0,85	POL MAXI LAT SX RLX 2 MOT	3223	1612	3354	1677	2702	1352	2454	1227
1157		108	109	72	0,85	POL MAXI LAT DX RLX 2 MOT	3223	1612	3354	1677	2702	1352	2454	1227
1152		98	109	72	0,77	POL LAT SX RLX 2 MOT	3025	1513	3148	1574	2534	1267	2299	1150
1151		98	109	72	0,77	POL LAT DX RLX 2 MOT	3025	1513	3148	1574	2534	1267	2299	1150
1166		98	109	72	0,77	POL XL CENTR RLX 2 MOT	3235	1618	3328	1665	2777	1389	2555	1277
1165		91	109	72	0,71	POL GRANDE CENTR RLX 2 MOT	3135	1568	3223	1612	2706	1354	2492	1246
1153		83	109	72	0,65	POL CENTR 2 CUSC RLX 2 MOT	2950	1475	3035	1517	2551	1275		
























## NON SFODERABILE


















COD.		<b>L</b> Larghezza (CM)	<b>P</b> Profondita' (CM)	<b>H</b> Altezza (CM)	<b>MC</b> Volume	<b>BEVERLY 2</b>	PELLE B	PELLE B	PELLE C	PELLE C	TESS B	TESS B	CASHMERE	CASHMERE
1156		<b>78</b>	<b>109</b>	<b>72</b>	<b>0,61</b>	POL MAXI CENT RLX 2 MOT	2782	<b>1391</b>	2853	<b>1427</b>	2404	<b>1202</b>	2214	<b>1108</b>
1159		<b>68</b>	<b>109</b>	<b>72</b>	<b>0,53</b>	POL CENT RLX 2 MOT	2571	<b>1286</b>	2639	<b>1320</b>	2236	<b>1118</b>	2068	<b>1034</b>
0801		<b>106</b>	<b>106</b>	<b>41</b>	<b>0,46</b>	POUF QUADRATO	1052	<b>526</b>	1108	<b>554</b>	950	<b>475</b>	813	<b>407</b>




COD.		L Larghezza (CM)	P Profondita' (CM)	H Altezza (CM)	M <sup>C</sup> Volume	BEVERLY 2 SFOD.	PELLE B	PELLE B	PELLE C	PELLE C	TESS B	TESS B	CASHMERE	CASHMERE
0430		242	109	72	1,90	3P GRANDE					4518	2259		
0305		226	109	72	1,77	3 POSTI 2 CUSCINI					4291	2145		
0210		216	109	72	1,70	2 POSTI MAXI					3974	1987		
0200		196	109	72	1,54	2 POSTI					3600	1799		
0100		108	109	72	0,85	POLTRONA					2190	1094		
0492		226	109	72	1,77	3P XL LAT SX					4424	2211		
0491		226	109	72	1,77	3P XL LAT DX					4424	2211		
0432		212	109	72	1,66	3 POSTI GRANDE SX					4287	2143		
0431		212	109	72	1,66	3 POSTI GRANDE DX					4287	2143		
0345		196	109	72	1,54	3 POSTI 2 CUSCINI SX					3970	1985		
0344		196	109	72	1,54	3 POSTI 2 CUSCINI DX					3970	1985		
0212		186	109	72	1,46	2 POSTI MAXI SX					3654	1827		
0211		186	109	72	1,46	2 POSTI MAXI DX					3654	1827		
0202		166	109	72	1,30	2 POSTI SX					3275	1638		
0201		166	109	72	1,30	2 POSTI DX					3275	1638		
0192		128	109	72	1,00	POLTRONA XL LAT SX					2497	1250		
0191		128	109	72	1,00	POLTRONA XL LAT DX					2497	1250		
0109		121	109	72	0,95	POLTRONA GRANDE SX					2417	1210		
0108		121	109	72	0,95	POLTRONA GRANDE DX					2417	1210		
0117		113	109	72	0,89	POLTRONA SX 2 CUSCINI					2252	1126		
0116		113	109	72	0,89	POLTRONA DX 2 CUSCINI					2252	1126		























COD.		L Larghezza (CM)	P Profondita' (CM)	H Altezza (CM)	M <sup>C</sup> Volume	<b>BEVERLY 2 SFOD.</b>	PELLE B	PELLE B	PELLE C	PELLE C	TESS B	TESS B	CASHMERE	CASHMERE
0112		108	109	72	0,85	POLTRONA MAXI SX					2106	1053		
0111		108	109	72	0,85	POLTRONA MAXI DX					2106	1053		
0102		98	109	72	0,77	POLTRONA SX					1924	962		
0101		98	109	72	0,77	POLTRONA DX					1924	962		
0193		98	109	72	0,77	POLTRONA XL CENT					2149	1075		
0104		91	109	72	0,71	POLTRONA CENTRALE GRANDE					2083	1041		
0115		83	109	72	0,65	POLTRONA CENTRALE 2 CUSCINI					1904	953		
0113		78	109	72	0,61	POLTRONA MAXI CENTRALE					1760	880		
0103		68	109	72	0,53	POLTRONA CENTRALE					1587	795		
0612		114	114	72	0,94	ANGOLO QUADRO SAGOMATO+MECC					2758	1378		
0602		136	136	72	1,49	ANGOLO					2545	1272		
0885		246	114	72	2,02	ANG SAGOMATO POL MAXI PEN SX CON MECC					4739	2369		
0884		246	114	72	2,02	ANG SAGOMATO POL MAXI PEN DX CON MECC					4739	2369		
0883		236	114	72	1,94	ANG SAGOMATO POL PEN SX CON MECC					4549	2275		
0882		236	114	72	1,94	ANG SAGOMATO POL PEN DX CON MECC					4549	2275		
0718		153	109	72	1,20	POL XL PENISOLA SX					2519	1260		
0717		153	109	72	1,20	POL XL PENISOLA DX					2519	1260		
0738		146	109	72	1,15	POL GRANDE PEN SX					2467	1234		
0737		146	109	72	1,15	POL GRANDE PEN DX					2467	1234		
0716		138	109	72	1,08	POL 2 CUSCINI PENISOLA SX					2413	1206		
0715		138	109	72	1,08	POL 2 CUSCINI PENISOLA DX					2413	1206		

COD.		L Larghezza (CM)	P Profondita' (CM)	H Altezza (CM)	M <sup>C</sup> Volume	BEVERLY 2 SFOD.	PELLE B	PELLE B	PELLE C	PELLE C	TESS B	TESS B	CASHMERE	CASHMERE
0714		133	109	72	1,04	POL MAXI PEN SX					2376	1187		
0713		133	109	72	1,04	POL MAXI PEN DX					2376	1187		
0712		123	109	72	0,97	POLTRONA PENISOLA SX					2304	1152		
0711		123	109	72	0,97	POLTRONA PENISOLA DX					2304	1152		
0891		128	168	72	1,55	DORMOSA XL LAT SX					3297	1648		
0890		128	168	72	1,55	DORMOSA XL LAT DX					3297	1648		
0789		121	168	72	1,46	DORMOSA GRANDE SX					3227	1614		
0788		121	168	72	1,46	DORMOSA GRANDE DX					3227	1614		
0697		113	168	72	1,37	DORMOSA 2 CUSCINI LAT SX					3150	1575		
0696		113	168	72	1,37	DORMOSA 2 CUSCINI LAT DX					3150	1575		
0705		108	168	72	1,31	DORMOSA MAXI SX					3119	1560		
0704		108	168	72	1,31	DORMOSA MAXI DX					3119	1560		
0701		98	168	72	1,19	DORMOSA SX					2805	1403		
0700		98	168	72	1,19	DORMOSA DX					2805	1403		
1397		256	109	72	2,01	3P XL 2 RLX 2 MOTORI					6577	3288		
1399		256	109	72	2,01	3P XL 1 RLX SX 2 MOTORI					5786	2894		
1398		256	109	72	2,01	3P XL 1 RLX DX 2 MOTORI					5786	2894		
1383		242	109	72	1,90	3P GRANDE 2 RLX 2 MOTORI					6413	3207		
1385		242	109	72	1,90	3P GRANDE 1 RLX SX 2 MOTORI					5623	2811		
1384		242	109	72	1,90	3P GRANDE 1 RLX DX 2 MOTORI					5623	2811		
1317		226	109	72	1,77	3P 2 CUSC 2 RLX 2 MOTORI					6081	3041		























COD.		L Larghezza (CM)	P Profondita' (CM)	H Altezza (CM)	M <sup>C</sup> Volume	BEVERLY 2 SFOD.	PELLE B	PELLE B	PELLE C	PELLE C	TESS B	TESS B	CASHMERE	CASHMERE
1374		226	109	72	1,77	3P 2 CUSC RLX SX 2 MOT					5291	2646		
1373		226	109	72	1,77	3P 2 CUSC RLX DX 2 MOT					5291	2646		
1239		216	109	72	1,70	2P MAXI 2 RLX 2 MOT					5782	2892		
1218		216	109	72	1,70	2P MAXI RLX SX 2 MOT					4997	2498		
1217		216	109	72	1,70	2P MAXI RLX DX 2 MOT					4997	2498		
1244		196	109	72	1,54	2P 2 RLX 2 MOT					5413	2706		
1236		196	109	72	1,54	2P RLX SX 2 MOT					4631	2315		
1235		196	109	72	1,54	2P RLX DX 2 MOT					4631	2315		
1126		108	109	72	0,85	POLTRONA RLX 2 MOT					3517	1758		
1325		226	109	72	1,77	3P XL LAT SX 2 RLX 2 MOT					6228	3114		
1324		226	109	72	1,77	3P XL LAT DX 2 RLX 2 MOT					6228	3114		
1327		226	109	72	1,77	3P XL LAT SX RLX 2 MOT					5438	2719		
1326		226	109	72	1,77	3P XL LAT DX RLX 2 MOT					5438	2719		
1387		212	109	72	1,66	3P GRANDE LAT SX 2 RLX 2 MOT					6072	3037		
1386		212	109	72	1,66	3P GRANDE LAT DX 2 RLX 2 MOT					6072	3037		
1389		212	109	72	1,66	3P GRANDE LAT SX RLX 2 MOT					5291	2646		
1388		212	109	72	1,66	3P GRANDE LAT DX RLX 2 MOT					5291	2646		
1357		196	109	72	1,54	3P 2 CUSC LAT SX 2 RLX 2 MOT					5741	2870		
1356		196	109	72	1,54	3P 2 CUSC LAT DX 2 RLX 2 MOT					5741	2870		
1335		196	109	72	1,54	3P 2 CUSC LAT SX RLX 2 MOT					4946	2474		
1334		196	109	72	1,54	3P 2 CUSC LAT DX RLX 2 MOT					4946	2474		

COD.		L Larghezza (CM)	P Profondita' (CM)	H Altezza (CM)	M <sup>C</sup> Volume	BEVERLY 2 SFOD.	PELLE B	PELLE B	PELLE C	PELLE C	TESS B	TESS B	CASHMERE	CASHMERE
1241		186	109	72	1,46	2P MAXI LAT SX 2 RLX 2 MOT					5429	2715		
1240		186	109	72	1,46	2P MAXI LAT DX 2 RLX 2 MOT					5429	2715		
1246		186	109	72	1,46	2P MAXI LAT SX RLX 2MOT					4652	2326		
1245		186	109	72	1,46	2P MAXI LAT DX RLX 2MOT					4652	2326		
1243		166	109	72	1,30	2P LAT SX 2 RLX 2 MOT					5059	2530		
1242		166	109	72	1,30	2P LAT DX 2 RLX 2 MOT					5059	2530		
1238		166	109	72	1,30	2P LAT SX RLX 2 MOT					4295	2147		
1237		166	109	72	1,30	2P LAT DX RLX 2 MOT					4295	2147		
1150		128	109	72	1,00	POL XL LAT SX RLX 2 MOT					3291	1645		
1149		128	109	72	1,00	POL XL LAT DX RLX 2 MOT					3291	1645		
1164		121	109	72	0,95	POL GRANDE LAT SX RLX 2 MOT					3207	1603		
1163		121	109	72	0,95	POL GRANDE LAT DX RLX 2 MOT					3207	1603		
1155		113	109	72	0,89	POL 2 CUSC LAT SX RLX 2 MOT					3043	1521		
1154		113	109	72	0,89	POL 2 CUSC LAT DX RLX 2 MOT					3043	1521		
1158		108	109	72	0,85	POL MAXI LAT SX RLX 2 MOT					2892	1445		
1157		108	109	72	0,85	POL MAXI LAT DX RLX 2 MOT					2892	1445		
1152		98	109	72	0,77	POL LAT SX RLX 2 MOT					2706	1354		
1151		98	109	72	0,77	POL LAT DX RLX 2 MOT					2706	1354		
1166		98	109	72	0,77	POL XL CENTR RLX 2 MOT					2942	1471		
1165		91	109	72	0,71	POL GRANDE CENTR RLX 2 MOT					2866	1433		
1153		83	109	72	0,65	POL CENTR 2 CUSC RLX 2 MOT					2698	1349		




















<i>COD.</i>		<b>L</b> Larghezza (CM)	<b>P</b> Profondita' (CM)	<b>H</b> Altezza (CM)	<b>MC</b> Volume	<b>BEVERLY 2 SFOD.</b>	PELLE B	PELLE B	PELLE C	PELLE C	TESS B	TESS B	CASHMERE	CASHMERE
1156		<b>78</b>	<b>109</b>	<b>72</b>	<b>0,61</b>	POL MAXI CENT RLX 2 MOT					2543	<b>1271</b>		
1159		<b>68</b>	<b>109</b>	<b>72</b>	<b>0,53</b>	POL CENT RLX 2 MOT					2357	<b>1179</b>		
0801		<b>106</b>	<b>106</b>	<b>41</b>	<b>0,46</b>	POUF QUADRATO					1058	<b>529</b>		























COD.		L Larghezza (CM)	P Profondita' (CM)	H Altezza (CM)	M <sup>C</sup> Volume	BEVERLY SFODER	PELLE B	PELLE B	PELLE C	PELLE C	TESS B	TESS B	CASHMERE	CASHMERE
0430		242	109	72	1,90	3P GRANDE					4518	2259		
0305		226	109	72	1,77	3 POSTI 2 CUSCINI					4291	2145		
0210		216	109	72	1,70	2 POSTI MAXI					3974	1987		
0200		196	109	72	1,54	2 POSTI					3600	1799		
0100		108	109	72	0,85	POLTRONA					2190	1094		
0492		226	109	72	1,77	3P XL LAT SX					4424	2211		
0491		226	109	72	1,77	3P XL LAT DX					4424	2211		
0432		212	109	72	1,66	3 POSTI GRANDE SX					4287	2143		
0431		212	109	72	1,66	3 POSTI GRANDE DX					4287	2143		
0345		196	109	72	1,54	3 POSTI 2 CUSCINI SX					3970	1985		
0344		196	109	72	1,54	3 POSTI 2 CUSCINI DX					3970	1985		
0212		186	109	72	1,46	2 POSTI MAXI SX					3654	1827		
0211		186	109	72	1,46	2 POSTI MAXI DX					3654	1827		
0202		166	109	72	1,30	2 POSTI SX					3275	1638		
0201		166	109	72	1,30	2 POSTI DX					3275	1638		
0192		128	109	72	1,00	POLTRONA XL LAT SX					2497	1250		
0191		128	109	72	1,00	POLTRONA XL LAT DX					2497	1250		
0109		121	109	72	0,95	POLTRONA GRANDE SX					2417	1210		
0108		121	109	72	0,95	POLTRONA GRANDE DX					2417	1210		
0117		113	109	72	0,89	POLTRONA SX 2 CUSCINI					2252	1126		
0116		113	109	72	0,89	POLTRONA DX 2 CUSCINI					2252	1126		








COD.		L Larghezza (CM)	P Profondita' (CM)	H Altezza (CM)	M <sup>C</sup> Volume	BEVERLY SFODER	PELLE B	PELLE B	PELLE C	PELLE C	TESS B	TESS B	CASHMERE	CASHMERE
0112		108	109	72	0,85	POLTRONA MAXI SX					2106	1053		
0111		108	109	72	0,85	POLTRONA MAXI DX					2106	1053		
0102		98	109	72	0,77	POLTRONA SX					1924	962		
0101		98	109	72	0,77	POLTRONA DX					1924	962		
0193		98	109	72	0,77	POLTRONA XL CENT					2149	1075		
0104		91	109	72	0,71	POLTRONA CENTRALE GRANDE					2083	1041		
0115		83	109	72	0,65	POLTRONA CENTRALE 2 CUSCINI					1904	953		
0113		78	109	72	0,61	POLTRONA MAXI CENTRALE					1760	880		
0103		68	109	72	0,53	POLTRONA CENTRALE					1587	795		
0612		114	114	72	0,94	ANGOLO QUADRO SAGOMATO+MECC					2758	1378		
0602		136	136	72	1,49	ANGOLO					2545	1272		
0613		168	168	72	2,27	SUPER ANGOLO					3427	1714		
0885		246	114	72	2,02	ANG SAGOMATO POL MAXI PEN SX CON MECC					4739	2369		
0884		246	114	72	2,02	ANG SAGOMATO POL MAXI PEN DX CON MECC					4739	2369		
0883		236	114	72	1,94	ANG SAGOMATO POL PEN SX CON MECC					4549	2275		
0882		236	114	72	1,94	ANG SAGOMATO POL PEN DX CON MECC					4549	2275		
0718		153	109	72	1,20	POL XL PENISOLA SX					2519	1260		
0717		153	109	72	1,20	POL XL PENISOLA DX					2519	1260		
0738		146	109	72	1,15	POL GRANDE PEN SX					2467	1234		
0737		146	109	72	1,15	POL GRANDE PEN DX					2467	1234		
0716		138	109	72	1,08	POL 2 CUSCINI PENISOLA SX					2413	1206		


COD.		L Larghezza (CM)	P Profondita' (CM)	H Altezza (CM)	M <sup>C</sup> Volume	BEVERLY SFODER	PELLE B	PELLE B	PELLE C	PELLE C	TESS B	TESS B	CASHMERE	CASHMERE
0715		138	109	72	1,08	POL 2 CUSCINI PENISOLA DX					2413	1206		
0714		133	109	72	1,04	POL MAXI PEN SX					2376	1187		
0713		133	109	72	1,04	POL MAXI PEN DX					2376	1187		
0712		123	109	72	0,97	POLTRONA PENISOLA SX					2304	1152		
0711		123	109	72	0,97	POLTRONA PENISOLA DX					2304	1152		
0891		128	168	72	1,55	DORMOSA XL LAT SX					3297	1648		
0890		128	168	72	1,55	DORMOSA XL LAT DX					3297	1648		
0789		121	168	72	1,46	DORMOSA GRANDE SX					3227	1614		
0788		121	168	72	1,46	DORMOSA GRANDE DX					3227	1614		
0697		113	168	72	1,37	DORMOSA 2 CUSCINI LAT SX					3150	1575		
0696		113	168	72	1,37	DORMOSA 2 CUSCINI LAT DX					3150	1575		
0705		108	168	72	1,31	DORMOSA MAXI SX					3119	1560		
0704		108	168	72	1,31	DORMOSA MAXI DX					3119	1560		
0701		98	168	72	1,19	DORMOSA SX					2805	1403		
0700		98	168	72	1,19	DORMOSA DX					2805	1403		
1390		256	109	72	2,01	3P XL 2 RLX ELETTRICO					6295	3148		
1392		256	109	72	2,01	3P XL 1 RLX SX ELETTRICO					5645	2823		
1391		256	109	72	2,01	3P XL 1 RLX DX ELETTRICO					5645	2823		
1440		242	109	72	1,90	3P GRANDE 2 RLX ELETTRICO					6132	3066		
1445		242	109	72	1,90	3P GRANDE 1 RLX SX ELETTRICO					5485	2742		
1444		242	109	72	1,90	3P GRANDE 1 RLX DX ELETTRICO					5485	2742		

COD.		L Larghezza (CM)	P Profondita' (CM)	H Altezza (CM)	M <sup>C</sup> Volume	BEVERLY SFODER	PELLE B	PELLE B	PELLE C	PELLE C	TESS B	TESS B	CASHMERE	CASHMERE
1342		226	109	72	1,77	3P 2 CUSC 2 RLX ELETTRICO					5801	2901		
1341		226	109	72	1,77	3P 2 CUSC 1 RLX SX ELETTRICO					5152	2577		
1340		226	109	72	1,77	3P 2 CUSC 1 RLX DX ELETTRICO					5152	2577		
1230		216	109	72	1,70	2P MAXI 2 RLX ELETTR					5500	2751		
1216		216	109	72	1,70	2P MAXI 1 RLX SX ELETTRICO					4856	2428		
1215		216	109	72	1,70	2P MAXI 1 RLX DX ELETTRICO					4856	2428		
1220		196	109	72	1,54	2P 2 RELAX ELETTRICO					5133	2566		
1206		196	109	72	1,54	2P 1 RLX SX ELETTRICO					4490	2245		
1205		196	109	72	1,54	2P 1 RLX DX ELETTRICO					4490	2245		
1120		108	109	72	0,85	POL RLX ELETTRICO					3376	1688		
1394		226	109	72	1,77	3P XL LAT SX 2 RLX ELETTRICO					5949	2974		
1393		226	109	72	1,77	3P XL LAT DX 2 RLX ELETTRICO					5949	2974		
1396		226	109	72	1,77	3P XL LAT SX RLX ELETTRICO					5297	2649		
1395		226	109	72	1,77	3P XL LAT DX RLX ELETTRICO					5297	2649		
1448		212	109	72	1,66	3P GRANDE LAT SX 2 RLX ELETTRICO					5790	2896		
1447		212	109	72	1,66	3P GRANDE LAT DX 2 RLX ELETTRICO					5790	2896		
1442		212	109	72	1,66	3P GRANDE LAT SX RLX ELETTRICO					5149	2576		
1441		212	109	72	1,66	3P GRANDE LAT DX RLX ELETTRICO					5149	2576		
1378		196	109	72	1,54	3P 2 CUSC LAT SX 2 RLX ELETTRICO					5458	2729		
1377		196	109	72	1,54	3P 2 CUSC LAT DX 2 RLX ELETTRICO					5458	2729		
1339		196	109	72	1,54	3P 2 CUSC LAT SX RLX ELETTRICO					4805	2403		




















COD.		L Larghezza (CM)	P Profondita' (CM)	H Altezza (CM)	M <sup>C</sup> Volume	BEVERLY SFODER	PELLE B	PELLE B	PELLE C	PELLE C	TESS B	TESS B	CASHMERE	CASHMERE
1338		196	109	72	1,54	3P 2 CUSC LAT DX RLX ELETTRICO					4805	2403		
1228		186	109	72	1,46	2P MAXI SX 2 RLX ELETTRICO					5150	2576		
1227		186	109	72	1,46	2P MAXI DX 2 RLX ELETTRICO					5150	2576		
1232		186	109	72	1,46	2P MAXI LAT SX RLX ELETTRICO					4510	2254		
1231		186	109	72	1,46	2P MAXI LAT DX RLX ELETTRICO					4510	2254		
1225		166	109	72	1,30	2P LAT SX 2 RLX ELETTRICO					4782	2391		
1224		166	109	72	1,30	2P LAT DX 2 RLX ELETTRICO					4782	2391		
1222		166	109	72	1,30	2P LAT SX RLX ELETTRICO					4154	2077		
1221		166	109	72	1,30	2P LAT DX RLX ELETTRICO					4154	2077		
1137		128	109	72	1,00	POL XL LAT SX RLX ELETTRICO					3148	1574		
1136		128	109	72	1,00	POL XL LAT DX RLX ELETTRICO					3148	1574		
1135		121	109	72	0,95	POL GRANDE LAT SX RLX ELETTRICO					3066	1533		
1134		121	109	72	0,95	POL GRANDE LAT DX RLX ELETTRICO					3066	1533		
1143		113	109	72	0,89	POL 2 CUSC LAT SX RLX ELETTRICO					2901	1449		
1142		113	109	72	0,89	POL 2 CUSC LAT DX RLX ELETTRICO					2901	1449		
1125		108	109	72	0,85	POL RLX MAXI SX ELETTRICO					2751	1375		
1124		108	109	72	0,85	POL RLX MAXI DX ELETTRICO					2751	1375		
1122		98	109	72	0,77	POL RLX SX ELETTRICO					2566	1283		
1121		98	109	72	0,77	POL RLX DX ELETTRICO					2566	1283		
1138		98	109	72	0,77	POL XL CENT RLX ELETTRICO					2801	1400		
1433		91	109	72	0,71	POL GRANDE CENTR RLX ELETTRICO					2724	1362		




<i>COD.</i>		<b>L</b> Larghezza (CM)	<b>P</b> Profondita' (CM)	<b>H</b> Altezza (CM)	<b>MC</b> Volume	<b>BEVERLY SFODER</b>	PELLE B	PELLE B	PELLE C	PELLE C	TESS B	TESS B	CASHMERE	CASHMERE
1162		<b>83</b>	<b>109</b>	<b>72</b>	<b>0,65</b>	POL 2 CUSC CENT RLX ELETTRICO					2557	<b>1279</b>		
1128		<b>78</b>	<b>109</b>	<b>72</b>	<b>0,61</b>	POL MAXI CENT RLX ELETTRICO					2401	<b>1200</b>		
1118		<b>68</b>	<b>109</b>	<b>72</b>	<b>0,53</b>	POL CENT RLX ELETTRICO					2215	<b>1108</b>		
0801		<b>106</b>	<b>106</b>	<b>72</b>	<b>0,81</b>	POUF QUADRATO					1058	<b>529</b>		

## NON SFODERABILE

COD.		<b>L</b> Larghezza (CM)	<b>P</b> Profondita' (CM)	<b>H</b> Altezza (CM)	<b>MC</b> Volume	<b>BLUES</b>	PELLE B	PELLE B	PELLE C	PELLE C	TESS B	TESS B	CASHMERE	CASHMERE
0129		<b>84</b>	<b>90</b>	<b>105</b>	<b>0,79</b>	POLTRONCINA GIREVOLE RLX	2237	<b>1118</b>	2432	<b>1216</b>	1967	<b>983</b>	1803	<b>902</b>























## NON SFODERABILE

COD.		L Larghezza (CM)	P Profondita' (CM)	H Altezza (CM)	M <sup>C</sup> Volume	BOOMER	PELLE B	PELLE B	PELLE C	PELLE C	TESS B	TESS B	CASHMERE	CASHMERE
0430		246	113	66	1,83	3P GRANDE	5778	2890	6220	3110	5024	2512	4568	2284
0300		230	113	66	1,89	3 POSTI	5252	2627	5652	2826	4568	2284	4153	2076
0200		200	113	66	1,64	2 POSTI	4603	2302	4961	2481	3972	1987	3613	1807
0100		127	113	66	1,04	POLTRONA	2842	1422	3058	1530	2479	1238	2253	1126
0302		196	113	66	1,61	3 POSTI SX	4463	2232	4804	2403	3881	1940	3299	1649
0301		196	113	66	1,61	3 POSTI DX	4463	2232	4804	2403	3881	1940	3299	1649
0202		166	113	66	1,36	2 POSTI SX	3750	1875	4049	2025	3239	1619	2920	1461
0201		166	113	66	1,36	2 POSTI DX	3750	1875	4049	2025	3239	1619	2920	1461
0113		81	113	66	0,66	POLTRONA MAXI CENTRALE	1891	946	2037	1019	1642	821	1490	745
0103		66	113	66	0,54	POLTRONA CENTRALE	1711	855	1834	917	1502	751	1370	685
0705		115	170	66	1,42	DORMOSA MAXI SX	3966	1983	4238	2120	3459	1729	2984	1492
0704		115	170	66	1,42	DORMOSA MAXI DX	3966	1983	4238	2120	3459	1729	2984	1492
0701		100	170	66	1,23	DORMOSA SX	3500	1749	3731	1866	3103	1551	2858	1429
0700		100	170	66	1,23	DORMOSA DX	3500	1749	3731	1866	3103	1551	2858	1429
0602		137	137	66	1,36	ANGOLO	2792	1395	2995	1497	2451	1225	2229	1114
0773		235	113	66	1,93	ANGOLO POL PEN SX CON MECC	4696	2348	5101	2551	4014	2006	3580	1790
0772		235	113	66	1,93	ANGOLO POL PEN DX CON MECC	4696	2348	5101	2551	4014	2006	3580	1790
0802		81	60	43	0,23	POUF RETTANGOLARE	1307	654	1375	687	1200	600	1122	561

<i>COD.</i>		<b>L</b> Larghezza (CM)	<b>P</b> Profondita' (CM)	<b>H</b> Altezza (CM)	<b>MC</b> Volume	<b>CAKEPOP</b>	PELLE B	PELLE B	PELLE C	PELLE C	TESS B	TESS B	CASHMERE	CASHMERE
0826		<b>90</b>	<b>90</b>	<b>38</b>	<b>0,31</b>	POUF TONDO LARGE GIREVOLE	862	<b>431</b>	943	<b>471</b>	768	<b>384</b>	704	<b>352</b>
0824		<b>90</b>	<b>90</b>	<b>38</b>	<b>0,31</b>	POUF TONDO LARGE	757	<b>379</b>	838	<b>419</b>	663	<b>332</b>	599	<b>300</b>
0825		<b>50</b>	<b>50</b>	<b>45</b>	<b>0,11</b>	POUF TONDO SMALL	498	<b>249</b>	543	<b>271</b>	444	<b>222</b>	410	<b>205</b>

























## NON SFODERABILE

COD.		L Larghezza (CM)	P Profondita' (CM)	H Altezza (CM)	MC Volume	CANDICE	PELLE	PELLE	PELLE	PELLE	TESS	TESS	CASHMERE	CASHMERE
							B	B	C	C	B	B		
0305		222	108	79	1,89	3 POSTI 2 CUSCINI	3651	1826	4097	2049	3121	1562	2649	1324
0210		202	108	79	1,72	2 POSTI MAXI	3321	1661	3733	1866	2844	1423	2406	1203
0200		180	108	79	1,54	2 POSTI	2991	1496	3371	1685	2540	1270	2141	1071
0100		122	108	79	1,04	POLTRONA	2036	1018	2302	1151	1693	847	1425	712
0699		179	108	79	1,53	DIVANO DORMOSA SX	2796	1397	3133	1567	2429	1215	2054	1026
0698		179	108	79	1,53	DIVANO DORMOSA DX	2796	1397	3133	1567	2429	1215	2054	1026
0345		190	108	79	1,62	3 POSTI 2 CUSCINI SX	3291	1645	3673	1836	2882	1440	2459	1229
0344		190	108	79	1,62	3 POSTI 2 CUSCINI DX	3291	1645	3673	1836	2882	1440	2459	1229
0212		170	108	79	1,45	2 POSTI MAXI SX	2949	1475	3297	1648	2566	1283	2186	1092
0211		170	108	79	1,45	2 POSTI MAXI DX	2949	1475	3297	1648	2566	1283	2186	1092
0202		148	108	79	1,26	2 POSTI SX	2618	1309	2929	1465	2271	1135	1931	966
0201		148	108	79	1,26	2 POSTI DX	2618	1309	2929	1465	2271	1135	1931	966
0117		111	108	79	0,95	POLTRONA SX 2 CUSCINI	1974	987	2202	1101	1726	863	1473	736
0116		111	108	79	0,95	POLTRONA DX 2 CUSCINI	1974	987	2202	1101	1726	863	1473	736
0112		101	108	79	0,86	POLTRONA MAXI SX	1821	910	2036	1018	1583	792	1349	674
0111		101	108	79	0,86	POLTRONA MAXI DX	1821	910	2036	1018	1583	792	1349	674
0102		90	108	79	0,77	POLTRONA SX	1659	830	1854	926	1441	721	1227	614
0101		90	108	79	0,77	POLTRONA DX	1659	830	1854	926	1441	721	1227	614
0203		116	108	79	0,99	2 POSTI CENTRALE	2144	1072	2394	1196	1876	938	1601	801
0115		79	108	79	0,67	POLTRONA CENTRALE 2 CUSCINI	1536	768	1701	850	1377	689	1187	594
0113		69	108	79	0,59	POLTRONA MAXI CENTRALE	1439	720	1595	798	1279	639	1104	552







## NON SFODERABILE

COD.		L Larghezza (CM)	P Profondita' (CM)	H Altezza (CM)	MC Volume	CANDICE	PELLE B	PELLE B	PELLE C	PELLE C	TESS B	TESS B	CASHMERE	CASHMERE
0103		58	108	79	0,49	POLTRONA CENTRALE	1241	621	1378	690	1098	549	945	471
0608		108	108	79	0,92	ANG QUADRO CON MECCANISMO	2109	1055	2344	1172	1869	934	1609	805
0612		114	114	79	1,03	ANGOLO QUADRO SAGOMATO+MECC	2328	1164	2569	1285	2188	1094	1866	933
0883		228	114	79	2,05	ANG SAGOMATO POL PEN SX CON MECC	3767	1883	4192	2096	3399	1700	2887	1443
0882		228	114	79	2,05	ANG SAGOMATO POL PEN DX CON MECC	3767	1883	4192	2096	3399	1700	2887	1443
0773		221	108	79	1,89	ANGOLO POL PEN SX CON MECC	3700	1850	4064	2032	3174	1587	2706	1354
0772		221	108	79	1,89	ANGOLO POL PEN DX CON MECC	3700	1850	4064	2032	3174	1587	2706	1354
0722		174	108	79	1,48	2 POSTI PENISOLA SX	2802	1401	3139	1570	2432	1216	2063	1031
0721		174	108	79	1,48	2 POSTI PENISOLA DX	2802	1401	3139	1570	2432	1216	2063	1031
0712		116	108	79	0,99	POLTRONA PENISOLA SX	2150	1075	2378	1188	1924	961	1668	833
0711		116	108	79	0,99	POLTRONA PENISOLA DX	2150	1075	2378	1188	1924	961	1668	833
0705		101	165	79	1,32	DORMOSA MAXI SX	2755	1377	3053	1527	2412	1206	2096	1048
0704		101	165	79	1,32	DORMOSA MAXI DX	2755	1377	3053	1527	2412	1206	2096	1048
0701		90	165	79	1,17	DORMOSA SX	2420	1211	2675	1338	2166	1083	1876	938
0700		90	165	79	1,17	DORMOSA DX	2420	1211	2675	1338	2166	1083	1876	938
1342		222	108	79	1,89	3P 2 CUSC 2 RLX ELETTRICO	5593	2797	6142	3072	5054	2528	4181	2091
1230		202	108	79	1,72	2P MAXI 2 RLX ELETTR	5235	2618	5739	2869	4774	2387	4186	2093
1220		180	108	79	1,54	2P 2 RELAX ELETTRICO	4891	2446	5356	2678	4469	2234	3924	1962
1120		122	108	79	1,04	POL RLX ELETTRICO	2906	1452	3210	1604	2581	1290	2247	1124
1341		222	108	79	1,89	3P 2 CUSC 1 RLX SX ELETTRICO	4761	2381	5264	2633	4243	2122	3678	1840
1340		222	108	79	1,89	3P 2 CUSC 1 RLX DX ELETTRICO	4761	2381	5264	2633	4243	2122	3678	1840













**NON SFODERABILE**

COD.		L Larghezza (CM)	P Profondita' (CM)	H Altezza (CM)	MC Volume	CANDICE	PELLE B	PELLE B	PELLE C	PELLE C	TESS B	TESS B	CASHMERE	CASHMERE
1216		202	108	79	1,72	2P MAXI 1 RLX SX ELETTRICO	4431	2214	4897	2448	3961	1981	3432	1717
1215		202	108	79	1,72	2P MAXI 1 RLX DX ELETTRICO	4431	2214	4897	2448	3961	1981	3432	1717
1206		180	108	79	1,54	2P 1 RLX SX ELETTRICO	4094	2046	4524	2262	3666	1833	3180	1590
1205		180	108	79	1,54	2P 1 RLX DX ELETTRICO	4094	2046	4524	2262	3666	1833	3180	1590
1339		190	108	79	1,62	3P 2 CUSC LAT SX RLX ELETTRICO	4322	2161	4761	2381	3895	1948	3393	1695
1338		190	108	79	1,62	3P 2 CUSC LAT DX RLX ELETTRICO	4322	2161	4761	2381	3895	1948	3393	1695
1232		170	108	79	1,45	2P MAXI LAT SX RLX ELETTRICO	3993	1997	4320	2160	3602	1800	3133	1567
1231		170	108	79	1,45	2P MAXI LAT DX RLX ELETTRICO	3993	1997	4320	2160	3602	1800	3133	1567
1222		148	108	79	1,26	2P LAT SX RLX ELETTRICO	3654	1827	4019	2008	3317	1659	2896	1447
1221		148	108	79	1,26	2P LAT DX RLX ELETTRICO	3654	1827	4019	2008	3317	1659	2896	1447
1143		111	108	79	0,95	POL 2 CUSC LAT SX RLX ELETTRICO	2805	1403	3082	1541	2537	1269	2223	1112
1142		111	108	79	0,95	POL 2 CUSC LAT DX RLX ELETTRICO	2805	1403	3082	1541	2537	1269	2223	1112
1125		101	108	79	0,95	POL RLX MAXI SX ELETTRICO	2625	1314	2879	1439	2396	1197	2102	1051
1124		101	108	79	0,95	POL RLX MAXI DX ELETTRICO	2625	1314	2879	1439	2396	1197	2102	1051
1122		90	108	79	0,77	POL RLX SX ELETTRICO	2456	1228	2688	1343	2245	1122	1973	986
1121		90	108	79	0,77	POL RLX DX ELETTRICO	2456	1228	2688	1343	2245	1122	1973	986
1162		79	108	79	0,67	POL 2 CUSC CENT RLX ELETTRICO	2345	1172	2554	1276	2166	1083	1915	957
1128		69	108	79	0,59	POL MAXI CENT RLX ELETTRICO	2160	1080	2354	1177	1995	997	1766	882
1118		58	108	79	0,49	POL CENT RLX ELETTRICO	1983	990	2151	1076	1843	921	1640	819
1378		190	108	79	1,62	3P 2 CUSC LAT SX 2 RLX ELETTRICO	5130	2565	5614	2807	4683	2341	4120	2060
1377		190	108	79	1,62	3P 2 CUSC LAT DX 2 RLX ELETTRICO	5130	2565	5614	2807	4683	2341	4120	2060





## NON SFODERABILE

COD.		<b>L</b> Larghezza (CM)	<b>P</b> Profondita' (CM)	<b>H</b> Altezza (CM)	<b>MC</b> Volume	<b>CANDICE</b>	PELLE B	PELLE B	PELLE C	PELLE C	TESS B	TESS B	CASHMERE	CASHMERE
1228		<b>170</b>	<b>108</b>	<b>79</b>	<b>1,45</b>	2P MAXI SX 2 RLX ELETTRICO	4769	<b>2384</b>	5213	<b>2606</b>	4373	<b>2186</b>	3848	<b>1924</b>
1227		<b>170</b>	<b>108</b>	<b>79</b>	<b>1,45</b>	2P MAXI DX 2 RLX ELETTRICO	4769	<b>2384</b>	5213	<b>2606</b>	4373	<b>2186</b>	3848	<b>1924</b>
1225		<b>148</b>	<b>108</b>	<b>79</b>	<b>1,26</b>	2P LAT SX 2 RLX ELETTRICO	4418	<b>2208</b>	4821	<b>2410</b>	4068	<b>2034</b>	3591	<b>1795</b>
1224		<b>148</b>	<b>108</b>	<b>79</b>	<b>1,26</b>	2P LAT DX 2 RLX ELETTRICO	4418	<b>2208</b>	4821	<b>2410</b>	4068	<b>2034</b>	3591	<b>1795</b>
0802		<b>84</b>	<b>60</b>	<b>46</b>	<b>0,23</b>	POUF RETTANGOLARE	857	<b>428</b>	945	<b>471</b>	777	<b>389</b>	677	<b>339</b>


**NON SFODERABILE**

COD.		L Larghezza (CM)	P Profondita' (CM)	H Altezza (CM)	MC Volume	CYPRIENNE	PELLE B	PELLE B	PELLE C	PELLE C	TESS B	TESS B	CASHMERE	CASHMERE
0430		232	94	80	1,73	3P GRANDE	4057	<b>2028</b>	4503	<b>2252</b>	3525	<b>1762</b>	3124	<b>1562</b>
0305		212	94	80	1,58	3 POSTI 2 CUSCINI	3519	<b>1759</b>	3887	<b>1943</b>	3104	<b>1552</b>	2776	<b>1388</b>
0210		192	94	80	1,42	2 POSTI MAXI	3209	<b>1604</b>	3555	<b>1777</b>	2802	<b>1401</b>	2496	<b>1248</b>
0200		158	94	80	1,16	2 POSTI	2737	<b>1368</b>	3037	<b>1518</b>	2391	<b>1195</b>	2120	<b>1060</b>
0100		97	94	80	0,75	POLTRONA	1862	<b>931</b>	2078	<b>1039</b>	1592	<b>796</b>	1406	<b>703</b>
1440		232	94	80	1,73	3P GRANDE 2 RLX ELETTRICO	5350	<b>2675</b>	5810	<b>2905</b>			4480	<b>2240</b>
1342		212	94	80	1,58	3P 2 CUSC 2 RLX ELETTRICO	5005	<b>2503</b>	5439	<b>2720</b>	4561	<b>2281</b>	4186	<b>2093</b>
1230		192	94	80	1,42	2P MAXI 2 RLX ELETTR	4674	<b>2337</b>	5086	<b>2543</b>	4253	<b>2126</b>	3897	<b>1949</b>
1220		158	94	80	1,16	2P 2 RELAX ELETTRICO	4224	<b>2112</b>	4584	<b>2292</b>	3855	<b>1927</b>	3543	<b>1771</b>
1120		97	94	80	0,75	POL RLX ELETTRICO	2443	<b>1221</b>	2676	<b>1338</b>	2205	<b>1102</b>	2004	<b>1002</b>
0001					0,00	POGGIATESTA	149	<b>74</b>	170	<b>85</b>	131	<b>66</b>	104	<b>52</b>























## NON SFODERABILE

COD.		<b>L</b> Larghezza (CM)	<b>P</b> Profondita' (CM)	<b>H</b> Altezza (CM)	<b>MC</b> Volume	<b>FELICITY</b>	PELLE B	PELLE B	PELLE C	PELLE C	TESS B	TESS B	CASHMERE	CASHMERE
0179		77	85	88	0,56	POLT.GIREV GLIDER	1989	<b>993</b>	2080	<b>1040</b>	1744	<b>872</b>	1659	<b>829</b>
0164		77	83	90	0,58	POLTRONCINA	1731	<b>866</b>	1885	<b>942</b>	1540	<b>770</b>	1410	<b>705</b>
0801		53	53	40	0,11	POUF QUADRATO	960	<b>480</b>	1019	<b>510</b>	924	<b>462</b>	846	<b>422</b>
0823		53	53	39	0,11	POUF QUADRATO CON BASE	1120	<b>560</b>	1175	<b>588</b>	1080	<b>540</b>	1002	<b>501</b>

## NON SFODERABILE























COD.		<b>L</b> Larghezza (CM)	<b>P</b> Profondita' (CM)	<b>H</b> Altezza (CM)	<b>MC</b> Volume	<b>FRAM</b>	PELLE B	PELLE B	PELLE C	PELLE C	TESS B	TESS B	CASHMERE	CASHMERE
0164		<b>76</b>	<b>81</b>	<b>82</b>	<b>0,56</b>	POLTRONCINA	2051	<b>1025</b>	2163	<b>1082</b>	1870	<b>935</b>	1756	<b>878</b>

## NON SFODERABILE























COD.		L Larghezza (CM)	P Profondita' (CM)	H Altezza (CM)	M <sup>C</sup> Volume	GAIA	PELLE B	PELLE B	PELLE C	PELLE C	TESS B	TESS B	CASHMERE	CASHMERE
0430		220	93	96	1,96	3P GRANDE	3696	<b>1848</b>	3965	<b>1983</b>	3270	<b>1635</b>	2894	<b>1446</b>
0305		204	93	96	1,82	3 POSTI 2 CUSCINI	3415	<b>1707</b>	3672	<b>1835</b>	3014	<b>1507</b>	2659	<b>1330</b>
0210		186	93	96	1,66	2 POSTI MAXI	3118	<b>1560</b>	3360	<b>1680</b>	2746	<b>1373</b>	2416	<b>1209</b>
0200		152	93	96	1,36	2 POSTI	2693	<b>1345</b>	2903	<b>1451</b>	2372	<b>1185</b>	2086	<b>1042</b>
0100		95	93	96	0,85	POLTRONA	1829	<b>915</b>	1976	<b>988</b>	1608	<b>804</b>	1410	<b>705</b>
0432		201	93	96	1,79	3 POSTI GRANDE SX	3323	<b>1662</b>	3556	<b>1778</b>	2950	<b>1475</b>	2618	<b>1309</b>
0431		201	93	96	1,79	3 POSTI GRANDE DX	3323	<b>1662</b>	3556	<b>1778</b>	2950	<b>1475</b>	2618	<b>1309</b>
0345		185	93	96	1,65	3 POSTI 2 CUSCINI SX	3049	<b>1525</b>	3269	<b>1635</b>	2700	<b>1350</b>	2390	<b>1195</b>
0344		185	93	96	1,65	3 POSTI 2 CUSCINI DX	3049	<b>1525</b>	3269	<b>1635</b>	2700	<b>1350</b>	2390	<b>1195</b>
0212		167	93	96	1,49	2 POSTI MAXI SX	2759	<b>1379</b>	2964	<b>1481</b>	2440	<b>1220</b>	2154	<b>1077</b>
0211		167	93	96	1,49	2 POSTI MAXI DX	2759	<b>1379</b>	2964	<b>1481</b>	2440	<b>1220</b>	2154	<b>1077</b>
0202		133	93	96	1,19	2 POSTI SX	2346	<b>1174</b>	2518	<b>1260</b>	2076	<b>1038</b>	1834	<b>917</b>
0201		133	93	96	1,19	2 POSTI DX	2346	<b>1174</b>	2518	<b>1260</b>	2076	<b>1038</b>	1834	<b>917</b>
0109		110	93	96	0,98	POLTRONA GRANDE SX	1947	<b>974</b>	2086	<b>1043</b>	1728	<b>865</b>	1532	<b>766</b>
0108		110	93	96	0,98	POLTRONA GRANDE DX	1947	<b>974</b>	2086	<b>1043</b>	1728	<b>865</b>	1532	<b>766</b>
0117		102	93	96	0,91	POLTRONA SX 2 CUSCINI	1774	<b>886</b>	1904	<b>953</b>	1574	<b>786</b>	1388	<b>695</b>
0116		102	93	96	0,91	POLTRONA DX 2 CUSCINI	1774	<b>886</b>	1904	<b>953</b>	1574	<b>786</b>	1388	<b>695</b>
0112		93	93	96	0,83	POLTRONA MAXI SX	1630	<b>815</b>	1755	<b>877</b>	1438	<b>719</b>	1265	<b>632</b>
0111		93	93	96	0,83	POLTRONA MAXI DX	1630	<b>815</b>	1755	<b>877</b>	1438	<b>719</b>	1265	<b>632</b>
0102		76	93	96	0,68	POLTRONA SX	1422	<b>711</b>	1530	<b>765</b>	1257	<b>628</b>	1108	<b>554</b>
0101		76	93	96	0,68	POLTRONA DX	1422	<b>711</b>	1530	<b>765</b>	1257	<b>628</b>	1108	<b>554</b>























## NON SFODERABILE

COD.		L Larghezza (CM)	P Profondità (CM)	H Altezza (CM)	MC Volume	GAIA	PELLE B	PELLE B	PELLE C	PELLE C	TESS B	TESS B	CASHMERE	CASHMERE
0104		91	93	96	0,81	POLTRONA CENTRALE GRANDE	1538	<b>769</b>	1639	<b>819</b>	1374	<b>687</b>	1224	<b>612</b>
0115		83	93	96	0,74	POLTRONA CENTRALE 2 CUSCINI	1400	<b>701</b>	1496	<b>748</b>	1250	<b>625</b>	1111	<b>555</b>
0113		74	93	96	0,66	POLTRONA MAXI CENTRALE	1255	<b>627</b>	1339	<b>670</b>	1124	<b>562</b>	997	<b>498</b>
0103		57	93	96	0,51	POLTRONA CENTRALE	1074	<b>537</b>	1144	<b>572</b>	962	<b>481</b>	856	<b>428</b>
0551		150	134	96	1,93	2 POSTI CENTR TRAPEZIO	2205	<b>1102</b>	2368	<b>1184</b>	2022	<b>1011</b>	1762	<b>880</b>
0550		89	93	96	0,79	POLTRONA CENTR TRAPEZIO	1202	<b>601</b>	1291	<b>645</b>	1124	<b>562</b>	973	<b>487</b>
0757		148	132	96	1,88	POLTRONA TRAPEZIO PENISOLA SX	1999	<b>1001</b>	2136	<b>1069</b>	1851	<b>925</b>	1620	<b>810</b>
0756		148	132	96	1,88	POLTRONA TRAPEZIO PENISOLA DX	1999	<b>1001</b>	2136	<b>1069</b>	1851	<b>925</b>	1620	<b>810</b>
0602		118	118	96	1,34	ANGOLO	1967	<b>983</b>	2192	<b>1095</b>	1826	<b>913</b>	1584	<b>793</b>
0604		106	106	96	1,08	ANGOLO "A"(QUADRO)	2118	<b>1059</b>	2295	<b>1148</b>	1938	<b>970</b>	1669	<b>834</b>
0738		134	93	96	1,20	POL GRANDE PEN SX	1862	<b>931</b>	2012	<b>1007</b>	1699	<b>849</b>	1468	<b>733</b>
0737		134	93	96	1,20	POL GRANDE PEN DX	1862	<b>931</b>	2012	<b>1007</b>	1699	<b>849</b>	1468	<b>733</b>
0716		126	93	96	1,12	POL 2 CUSCINI PENISOLA SX	1814	<b>907</b>	1956	<b>978</b>	1660	<b>830</b>	1438	<b>719</b>
0715		126	93	96	1,12	POL 2 CUSCINI PENISOLA DX	1814	<b>907</b>	1956	<b>978</b>	1660	<b>830</b>	1438	<b>719</b>
0714		117	93	96	1,04	POL MAXI PEN SX	1794	<b>898</b>	1937	<b>969</b>	1632	<b>815</b>	1414	<b>707</b>
0713		117	93	96	1,04	POL MAXI PEN DX	1794	<b>898</b>	1937	<b>969</b>	1632	<b>815</b>	1414	<b>707</b>
0712		100	93	96	0,89	POLTRONA PENISOLA SX	1679	<b>839</b>	1791	<b>896</b>	1558	<b>779</b>	1366	<b>683</b>
0711		100	93	96	0,89	POLTRONA PENISOLA DX	1679	<b>839</b>	1791	<b>896</b>	1558	<b>779</b>	1366	<b>683</b>
1440		220	93	96	1,96	3P GRANDE 2 RLX ELETTRICO	5344	<b>2671</b>	5625	<b>2812</b>	4826	<b>2413</b>	4364	<b>2182</b>
1445		220	93	96	1,96	3P GRANDE 1 RLX SX ELETTRICO	4620	<b>2309</b>	4898	<b>2449</b>	4141	<b>2071</b>	3713	<b>1856</b>
1444		220	93	96	1,96	3P GRANDE 1 RLX DX ELETTRICO	4620	<b>2309</b>	4898	<b>2449</b>	4141	<b>2071</b>	3713	<b>1856</b>























## NON SFODERABILE

COD.		L Larghezza (CM)	P Profondità (CM)	H Altezza (CM)	MC Volume	GAIA	PELLE B	PELLE B	PELLE C	PELLE C	TESS B	TESS B	CASHMERE	CASHMERE
1342		204	93	96	1,82	3P 2 CUSC 2 RLX ELETTRICO	4996	<b>2498</b>	5263	<b>2632</b>	4464	<b>2232</b>	4069	<b>2035</b>
1341		204	93	96	1,82	3P 2 CUSC 1 RLX SX ELETTRICO	4271	<b>2136</b>	4537	<b>2268</b>	3826	<b>1914</b>	3423	<b>1712</b>
1340		204	93	96	1,82	3P 2 CUSC 1 RLX DX ELETTRICO	4271	<b>2136</b>	4537	<b>2268</b>	3826	<b>1914</b>	3423	<b>1712</b>
1230		186	93	96	1,66	2P MAXI 2 RLX ELETTR	4663	<b>2332</b>	4913	<b>2457</b>	4205	<b>2103</b>	3798	<b>1899</b>
1216		186	93	96	1,66	2P MAXI 1 RLX SX ELETTRICO	3961	<b>1981</b>	4212	<b>2106</b>	3541	<b>1771</b>	3165	<b>1582</b>
1215		186	93	96	1,66	2P MAXI 1 RLX DX ELETTRICO	3961	<b>1981</b>	4212	<b>2106</b>	3541	<b>1771</b>	3165	<b>1582</b>
1220		152	93	96	1,36	2P 2 RELAX ELETTRICO	4235	<b>2118</b>	4450	<b>2226</b>	3831	<b>1916</b>	3471	<b>1736</b>
1206		152	93	96	1,36	2P 1 RLX SX ELETTRICO	3539	<b>1770</b>	3755	<b>1878</b>	3173	<b>1586</b>	2843	<b>1422</b>
1205		152	93	96	1,36	2P 1 RLX DX ELETTRICO	3539	<b>1770</b>	3755	<b>1878</b>	3173	<b>1586</b>	2843	<b>1422</b>
1120		95	93	96	0,85	POL RLX ELETTRICO	2507	<b>1254</b>	2651	<b>1325</b>	2256	<b>1128</b>	2029	<b>1015</b>
1448		201	93	96	1,79	3P GRANDE LAT SX 2 RLX ELETTRICO	4931	<b>2465</b>	5175	<b>2588</b>	4467	<b>2233</b>	4051	<b>2026</b>
1447		201	93	96	1,79	3P GRANDE LAT DX 2 RLX ELETTRICO	4931	<b>2465</b>	5175	<b>2588</b>	4467	<b>2233</b>	4051	<b>2026</b>
1442		201	93	96	1,79	3P GRANDE LAT SX RLX ELETTRICO	4210	<b>2105</b>	4451	<b>2227</b>	3787	<b>1893</b>	3406	<b>1703</b>
1441		201	93	96	1,79	3P GRANDE LAT DX RLX ELETTRICO	4210	<b>2105</b>	4451	<b>2227</b>	3787	<b>1893</b>	3406	<b>1703</b>
1378		185	93	96	1,65	3P 2 CUSC LAT SX 2 RLX ELETTRICO	4607	<b>2303</b>	4838	<b>2419</b>	4167	<b>2083</b>	3778	<b>1889</b>
1377		185	93	96	1,65	3P 2 CUSC LAT DX 2 RLX ELETTRICO	4607	<b>2303</b>	4838	<b>2419</b>	4167	<b>2083</b>	3778	<b>1889</b>
1339		185	93	96	1,65	3P 2 CUSC LAT SX RLX ELETTRICO	3898	<b>1949</b>	4128	<b>2063</b>	3501	<b>1750</b>	3145	<b>1573</b>
1338		185	93	96	1,65	3P 2 CUSC LAT DX RLX ELETTRICO	3898	<b>1949</b>	4128	<b>2063</b>	3501	<b>1750</b>	3145	<b>1573</b>
1228		167	93	96	1,49	2P MAXI SX 2 RLX ELETTRICO	4285	<b>2142</b>	4497	<b>2248</b>	3882	<b>1941</b>	3521	<b>1760</b>
1227		167	93	96	1,49	2P MAXI DX 2 RLX ELETTRICO	4285	<b>2142</b>	4497	<b>2248</b>	3882	<b>1941</b>	3521	<b>1760</b>
1232		167	93	96	1,49	2P MAXI LAT SX RLX ELETTRICO	3580	<b>1790</b>	3796	<b>1898</b>	3227	<b>1614</b>	2837	<b>1419</b>

## NON SFODERABILE

COD.		L Larghezza (CM)	P Profondita' (CM)	H Altezza (CM)	M <sup>C</sup> Volume	GAIA	PELLE	PELLE	PELLE	PELLE	TESS	TESS	CASHMERE	CASHMERE
							B	B	C	C	B	B		
1231		167	93	96	1,49	2P MAXI LAT DX RLX ELETTRICO	3580	1790	3796	1898	3227	1614	2837	1419
1225		133	93	96	1,19	2P LAT SX 2 RLX ELETTRICO	3886	1942	4063	2031	3537	1768	3221	1611
1224		133	93	96	1,19	2P LAT DX 2 RLX ELETTRICO	3886	1942	4063	2031	3537	1768	3221	1611
1222		133	93	96	1,19	2P LAT SX RLX ELETTRICO	3192	1596	3369	1685	2877	1439	2592	1296
1221		133	93	96	1,19	2P LAT DX RLX ELETTRICO	3192	1596	3369	1685	2877	1439	2592	1296
1135		110	93	96	0,98	POL GRANDE LAT SX RLX ELETTRICO	2671	1336	2812	1407	2413	1206	2182	1090
1134		110	93	96	0,98	POL GRANDE LAT DX RLX ELETTRICO	2671	1336	2812	1407	2413	1206	2182	1090
1143		102	93	96	0,91	POL 2 CUSC LAT SX RLX ELETTRICO	2498	1250	2632	1317	2251	1126	2035	1017
1142		102	93	96	0,91	POL 2 CUSC LAT DX RLX ELETTRICO	2498	1250	2632	1317	2251	1126	2035	1017
1125		93	93	96	0,83	POL RLX MAXI SX ELETTRICO	2333	1166	2457	1228	2103	1052	1862	931
1124		93	93	96	0,83	POL RLX MAXI DX ELETTRICO	2332	1166	2457	1228	2103	1052	1862	931
1122		76	93	96	0,68	POL RLX SX ELETTRICO	2118	1059	2226	1113	1916	958	1736	868
1121		76	93	96	0,68	POL RLX DX ELETTRICO	2118	1059	2226	1113	1916	958	1736	868
1433		91	93	96	0,81	POL GRANDE CENTR RLX ELETTRICO	2259	1129	2362	1181	2053	1026	1870	935
1162		83	93	96	0,74	POL 2 CUSC CENT RLX ELETTRICO	2108	1055	2206	1104	1916	958	1744	872
1128		74	93	96	0,66	POL MAXI CENT RLX ELETTRICO	1953	976	2040	1020	1780	889	1621	810
1118		57	93	96	0,51	POL CENT RLX ELETTRICO	1768	884	1837	918	1621	811	1486	743
0801		63	63	96	0,38	POUF QUADRATO	931	465	970	485	845	422	774	388
0802		83	63	96	0,50	POUF RETTANGOLARE	1002	501	1052	526	907	453	821	411























## NON SFODERABILE

COD.		L Larghezza (CM)	P Profondita' (CM)	H Altezza (CM)	M <sup>C</sup> Volume	GAIA/2	PELLE B	PELLE B	PELLE C	PELLE C	TESS B	TESS B	CASHMERE	CASHMERE
0430		220	93	96	1,96	3P GRANDE	3541	1771	3816	1907	3121	1561	2747	1373
0305		204	93	96	1,82	3 POSTI 2 CUSCINI	3261	1631	3523	1761	2865	1432	2513	1257
0210		186	93	96	1,66	2 POSTI MAXI	2964	1482	3211	1605	2597	1298	2271	1135
0200		152	93	96	1,36	2 POSTI	2538	1269	2754	1376	2221	1111	1938	970
0100		95	93	96	0,85	POLTRONA	1676	837	1827	914	1458	729	1263	631
0432		201	93	96	1,79	3 POSTI GRANDE SX	3247	1623	3480	1741	2875	1438	2546	1272
0431		201	93	96	1,79	3 POSTI GRANDE DX	3247	1623	3480	1741	2875	1438	2546	1272
0345		185	93	96	1,65	3 POSTI 2 CUSCINI SX	2972	1485	3194	1597	2625	1314	2317	1159
0344		185	93	96	1,65	3 POSTI 2 CUSCINI DX	2972	1485	3194	1597	2625	1314	2317	1159
0212		167	93	96	1,49	2 POSTI MAXI SX	2682	1340	2888	1444	2364	1182	2081	1040
0211		167	93	96	1,49	2 POSTI MAXI DX	2682	1340	2888	1444	2364	1182	2081	1040
0202		133	93	96	1,19	2 POSTI SX	2270	1134	2444	1222	2001	1001	1761	880
0201		133	93	96	1,19	2 POSTI DX	2270	1134	2444	1222	2001	1001	1761	880
0109		110	93	96	0,98	POLTRONA GRANDE SX	1870	935	2010	1006	1653	827	1459	729
0108		110	93	96	0,98	POLTRONA GRANDE DX	1870	935	2010	1006	1653	827	1459	729
0117		102	93	96	0,91	POLTRONA SX 2 CUSCINI	1695	848	1830	915	1499	750	1316	658
0116		102	93	96	0,91	POLTRONA DX 2 CUSCINI	1695	848	1830	915	1499	750	1316	658
0112		93	93	96	0,83	POLTRONA MAXI SX	1552	776	1681	840	1364	681	1192	596
0111		93	93	96	0,83	POLTRONA MAXI DX	1552	776	1681	840	1364	681	1192	596
0102		76	93	96	0,68	POLTRONA SX	1344	672	1456	727	1182	592	1034	517
0101		76	93	96	0,68	POLTRONA DX	1344	672	1456	727	1182	592	1034	517

















## NON SFODERABILE

COD.		L Larghezza (CM)	P Profondita' (CM)	H Altezza (CM)	MC Volume	GAIA/2	PELLE B	PELLE B	PELLE C	PELLE C	TESS B	TESS B	CASHMERE	CASHMERE
0104		91	93	96	0,81	POLTRONA CENTRALE GRANDE	1538	<b>769</b>	1639	<b>819</b>	1374	<b>687</b>	1224	<b>612</b>
0115		83	93	96	0,74	POLTRONA CENTRALE 2 CUSCINI	1400	<b>701</b>	1496	<b>748</b>	1250	<b>625</b>	1111	<b>555</b>
0113		74	93	96	0,66	POLTRONA MAXI CENTRALE	1255	<b>627</b>	1339	<b>670</b>	1124	<b>562</b>	997	<b>498</b>
0103		57	93	96	0,51	POLTRONA CENTRALE	1074	<b>537</b>	1144	<b>572</b>	962	<b>481</b>	856	<b>428</b>
0551		150	134	96	1,93	2 POSTI CENTR TRAPEZIO	2211	<b>1106</b>	2375	<b>1187</b>	2028	<b>1014</b>	1768	<b>883</b>
0550		89	93	96	0,79	POLTRONA CENTR TRAPEZIO	1202	<b>601</b>	1291	<b>645</b>	1124	<b>562</b>	973	<b>487</b>
0757		148	132	96	1,88	POLTRONA TRAPEZIO PENISOLA SX	2011	<b>1007</b>	2148	<b>1075</b>	1863	<b>932</b>	1633	<b>816</b>
0756		148	132	96	1,88	POLTRONA TRAPEZIO PENISOLA DX	2011	<b>1007</b>	2148	<b>1075</b>	1863	<b>932</b>	1633	<b>816</b>
0602		118	118	96	1,34	ANGOLO	1958	<b>979</b>	2198	<b>1099</b>	1831	<b>916</b>	1554	<b>777</b>
0604		106	106	96	1,08	ANGOLO "A"(QUADRO)	2125	<b>1062</b>	2301	<b>1151</b>	1945	<b>973</b>	1675	<b>837</b>
0738		134	93	96	1,20	POL GRANDE PEN SX	1875	<b>937</b>	2026	<b>1013</b>	1712	<b>855</b>	1479	<b>740</b>
0737		134	93	96	1,20	POL GRANDE PEN DX	1875	<b>937</b>	2026	<b>1013</b>	1712	<b>855</b>	1479	<b>740</b>
0716		126	93	96	1,12	POL 2 CUSCINI PENISOLA SX	1826	<b>913</b>	1968	<b>984</b>	1673	<b>836</b>	1449	<b>725</b>
0715		126	93	96	1,12	POL 2 CUSCINI PENISOLA DX	1826	<b>913</b>	1968	<b>984</b>	1673	<b>836</b>	1449	<b>725</b>
0714		117	93	96	1,04	POL MAXI PEN SX	1807	<b>904</b>	1950	<b>975</b>	1644	<b>821</b>	1427	<b>713</b>
0713		117	93	96	1,04	POL MAXI PEN DX	1807	<b>904</b>	1950	<b>975</b>	1644	<b>821</b>	1427	<b>713</b>
0712		100	93	96	0,89	POLTRONA PENISOLA SX	1691	<b>846</b>	1802	<b>902</b>	1571	<b>784</b>	1378	<b>690</b>
0711		100	93	96	0,89	POLTRONA PENISOLA DX	1691	<b>846</b>	1802	<b>902</b>	1571	<b>784</b>	1378	<b>690</b>
1440		220	93	96	1,96	3P GRANDE 2 RLX ELETTRICO	5203	<b>2601</b>	5489	<b>2744</b>	4689	<b>2344</b>	4229	<b>2114</b>
1445		220	93	96	1,96	3P GRANDE 1 RLX SX ELETTRICO	4472	<b>2236</b>	4755	<b>2378</b>	3997	<b>1999</b>	3573	<b>1786</b>
1444		220	93	96	1,96	3P GRANDE 1 RLX DX ELETTRICO	4472	<b>2236</b>	4755	<b>2378</b>	3997	<b>1999</b>	3573	<b>1786</b>

## NON SFODERABILE

COD.		L Larghezza (CM)	P Profondità (CM)	H Altezza (CM)	MC Volume	GAIA/2	PELLE B	PELLE B	PELLE C	PELLE C	TESS B	TESS B	CASHMERE	CASHMERE
1342		204	93	96	1,82	3P 2 CUSC 2 RLX ELETTRICO	4811	2406	5127	2563	4367	2183	3934	1968
1341		204	93	96	1,82	3P 2 CUSC 1 RLX SX ELETTRICO	4124	2061	4393	2197	3682	1842	3282	1641
1340		204	93	96	1,82	3P 2 CUSC 1 RLX DX ELETTRICO	4124	2061	4393	2197	3682	1842	3282	1641
1230		186	93	96	1,66	2P MAXI 2 RLX ELETTR	4555	2278	4777	2388	4069	2035	3665	1832
1216		186	93	96	1,66	2P MAXI 1 RLX SX ELETTRICO	3814	1906	4069	2035	3398	1699	3024	1513
1215		186	93	96	1,66	2P MAXI 1 RLX DX ELETTRICO	3814	1906	4069	2035	3398	1699	3024	1513
1220		152	93	96	1,36	2P 2 RELAX ELETTRICO	4094	2046	4314	2157	3695	1847	3336	1669
1206		152	93	96	1,36	2P 1 RLX SX ELETTRICO	3392	1695	3612	1806	3030	1515	2702	1352
1205		152	93	96	1,36	2P 1 RLX DX ELETTRICO	3392	1695	3612	1806	3030	1515	2702	1352
1120		95	93	96	0,85	POL RLX ELETTRICO	2352	1177	2501	1251	2107	1054	1883	941
1448		201	93	96	1,79	3P GRANDE LAT SX 2 RLX ELETTRICO	4873	2437	5118	2559	4409	2205	3996	1998
1447		201	93	96	1,79	3P GRANDE LAT DX 2 RLX ELETTRICO	4873	2437	5118	2559	4409	2205	3996	1998
1442		201	93	96	1,79	3P GRANDE LAT SX RLX ELETTRICO	4139	2070	4383	2192	3718	1859	3338	1670
1441		201	93	96	1,79	3P GRANDE LAT DX RLX ELETTRICO	4139	2070	4383	2192	3718	1859	3338	1670
1378		185	93	96	1,65	3P 2 CUSC LAT SX 2 RLX ELETTRICO	4549	2275	4783	2391	4111	2056	3723	1862
1377		185	93	96	1,65	3P 2 CUSC LAT DX 2 RLX ELETTRICO	4549	2275	4783	2391	4111	2056	3723	1862
1339		185	93	96	1,65	3P 2 CUSC LAT SX RLX ELETTRICO	3808	1903	4060	2030	3432	1717	3078	1539
1338		185	93	96	1,65	3P 2 CUSC LAT DX RLX ELETTRICO	3808	1903	4060	2030	3432	1717	3078	1539
1228		167	93	96	1,49	2P MAXI SX 2 RLX ELETTRICO	4227	2113	4441	2221	3826	1914	3466	1732
1227		167	93	96	1,49	2P MAXI DX 2 RLX ELETTRICO	4227	2113	4441	2221	3826	1914	3466	1732
1232		167	93	96	1,49	2P MAXI LAT SX RLX ELETTRICO	3517	1758	3728	1864	3159	1579	2753	1376

## NON SFODERABILE

COD.		L Larghezza (CM)	P Profondita' (CM)	H Altezza (CM)	M <sup>C</sup> Volume	GAIA/2	PELLE	PELLE	PELLE	PELLE	TESS	TESS	CASHMERE	CASHMERE
							B	B	C	C	B	B		
1231		167	93	96	1,49	2P MAXI LAT DX RLX ELETTRICO	3517	<b>1758</b>	3728	<b>1864</b>	3159	<b>1579</b>	2753	<b>1376</b>
1225		133	93	96	1,19	2P LAT SX 2 RLX ELETTRICO	3828	<b>1915</b>	4006	<b>2003</b>	3480	<b>1741</b>	3166	<b>1583</b>
1224		133	93	96	1,19	2P LAT DX 2 RLX ELETTRICO	3828	<b>1915</b>	4006	<b>2003</b>	3480	<b>1741</b>	3166	<b>1583</b>
1222		133	93	96	1,19	2P LAT SX RLX ELETTRICO	3121	<b>1561</b>	3301	<b>1650</b>	2809	<b>1405</b>	2525	<b>1263</b>
1221		133	93	96	1,19	2P LAT DX RLX ELETTRICO	3121	<b>1561</b>	3301	<b>1650</b>	2809	<b>1405</b>	2525	<b>1263</b>
1135		110	93	96	0,98	POL GRANDE LAT SX RLX ELETTRICO	2601	<b>1301</b>	2744	<b>1372</b>	2344	<b>1172</b>	2114	<b>1057</b>
1134		110	93	96	0,98	POL GRANDE LAT DX RLX ELETTRICO	2601	<b>1301</b>	2744	<b>1372</b>	2344	<b>1172</b>	2114	<b>1057</b>
1143		102	93	96	0,91	POL 2 CUSC LAT SX RLX ELETTRICO	2408	<b>1204</b>	2563	<b>1282</b>	2183	<b>1091</b>	1968	<b>983</b>
1142		102	93	96	0,91	POL 2 CUSC LAT DX RLX ELETTRICO	2408	<b>1204</b>	2563	<b>1282</b>	2183	<b>1091</b>	1968	<b>983</b>
1125		93	93	96	0,83	POL RLX MAXI SX ELETTRICO	2278	<b>1139</b>	2388	<b>1194</b>	2035	<b>1017</b>	1765	<b>882</b>
1124		93	93	96	0,83	POL RLX MAXI DX ELETTRICO	2278	<b>1139</b>	2388	<b>1194</b>	2035	<b>1017</b>	1765	<b>882</b>
1122		76	93	96	0,68	POL RLX SX ELETTRICO	2046	<b>1023</b>	2157	<b>1078</b>	1847	<b>923</b>	1669	<b>834</b>
1121		76	93	96	0,68	POL RLX DX ELETTRICO	2046	<b>1023</b>	2157	<b>1078</b>	1847	<b>923</b>	1669	<b>834</b>
1433		91	93	96	0,81	POL GRANDE CENTR RLX ELETTRICO	2272	<b>1135</b>	2375	<b>1187</b>	2066	<b>1032</b>	1882	<b>941</b>
1162		83	93	96	0,74	POL 2 CUSC CENT RLX ELETTRICO	2122	<b>1061</b>	2219	<b>1110</b>	1928	<b>965</b>	1755	<b>878</b>
1128		74	93	96	0,66	POL MAXI CENT RLX ELETTRICO	1966	<b>982</b>	2053	<b>1026</b>	1791	<b>897</b>	1633	<b>816</b>
1118		57	93	96	0,51	POL CENT RLX ELETTRICO	1782	<b>890</b>	1850	<b>924</b>	1634	<b>816</b>	1498	<b>749</b>
0801		63	63	96	0,38	POUF QUADRATO	956	<b>478</b>	995	<b>497</b>	870	<b>435</b>	799	<b>399</b>
0802		83	63	96	0,50	POUF RETTANGOLARE	1027	<b>514</b>	1077	<b>538</b>	931	<b>465</b>	846	<b>423</b>



## NON SFODERABILE

COD.		L Larghezza (CM)	P Profondita' (CM)	H Altezza (CM)	MC Volume	GIADA	PELLE	PELLE	PELLE	PELLE	TESS	TESS	CASHMERE	CASHMERE
							B	B	C	C	B	B		
0305		226	99	82	1,83	3 POSTI 2 CUSCINI	4534	<b>2267</b>	4915	<b>2458</b>	3988	<b>1994</b>	3579	<b>1789</b>
0210		210	99	82	1,70	2 POSTI MAXI	4162	<b>2081</b>	4525	<b>2262</b>	3651	<b>1826</b>	3258	<b>1629</b>
0200		194	99	82	1,57	2 POSTI	3835	<b>1917</b>	4180	<b>2090</b>	3319	<b>1660</b>	2958	<b>1479</b>
0100		137	99	82	1,11	POLTRONA	2688	<b>1344</b>	2944	<b>1472</b>	2396	<b>1198</b>	2087	<b>1043</b>
0699		180	99	82	1,46	DIVANO DORMOSA SX	3384	<b>1692</b>	3664	<b>1832</b>	2950	<b>1475</b>	2663	<b>1332</b>
0698		180	99	82	1,46	DIVANO DORMOSA DX	3384	<b>1692</b>	3664	<b>1832</b>	2950	<b>1475</b>	2663	<b>1332</b>
0345		186	99	82	1,51	3 POSTI 2 CUSCINI SX	4053	<b>2027</b>	4398	<b>2199</b>	3559	<b>1780</b>	3188	<b>1594</b>
0344		186	99	82	1,51	3 POSTI 2 CUSCINI DX	4053	<b>2027</b>	4398	<b>2199</b>	3559	<b>1780</b>	3188	<b>1594</b>
0212		170	99	82	1,38	2 POSTI MAXI SX	3588	<b>1794</b>	3893	<b>1946</b>	3119	<b>1559</b>	2807	<b>1404</b>
0211		170	99	82	1,38	2 POSTI MAXI DX	3588	<b>1794</b>	3893	<b>1946</b>	3119	<b>1559</b>	2807	<b>1404</b>
0202		154	99	82	1,25	2 POSTI SX	3238	<b>1619</b>	3519	<b>1759</b>	2804	<b>1402</b>	2517	<b>1259</b>
0201		154	99	82	1,25	2 POSTI DX	3238	<b>1619</b>	3519	<b>1759</b>	2804	<b>1402</b>	2517	<b>1259</b>
0117		113	99	82	0,92	POLTRONA SX 2 CUSCINI	2456	<b>1228</b>	2668	<b>1334</b>	2127	<b>1064</b>	1910	<b>955</b>
0116		113	99	82	0,92	POLTRONA DX 2 CUSCINI	2456	<b>1228</b>	2668	<b>1334</b>	2127	<b>1064</b>	1910	<b>955</b>
0112		105	99	82	0,85	POLTRONA MAXI SX	2338	<b>1169</b>	2527	<b>1264</b>	2046	<b>1023</b>	1852	<b>926</b>
0111		105	99	82	0,85	POLTRONA MAXI DX	2338	<b>1169</b>	2527	<b>1264</b>	2046	<b>1023</b>	1852	<b>926</b>
0102		97	99	82	0,79	POLTRONA SX	2053	<b>1026</b>	2229	<b>1115</b>	1779	<b>889</b>	1597	<b>799</b>
0101		97	99	82	0,79	POLTRONA DX	2053	<b>1026</b>	2229	<b>1115</b>	1779	<b>889</b>	1597	<b>799</b>
0115		73	99	82	0,59	POLTRONA CENTRALE 2 CUSCINI	1855	<b>927</b>	1999	<b>1000</b>	1631	<b>816</b>	1482	<b>741</b>
0113		65	99	82	0,53	POLTRONA MAXI CENTRALE	1541	<b>770</b>	1665	<b>833</b>	1349	<b>675</b>	1223	<b>612</b>
0103		57	99	82	0,46	POLTRONA CENTRALE	1460	<b>730</b>	1571	<b>786</b>	1286	<b>643</b>	1171	<b>586</b>

























## NON SFODERABILE

COD.		L Larghezza (CM)	P Profondita' (CM)	H Altezza (CM)	MC Volume	GIADA	PELLE	PELLE	PELLE	PELLE	TESS	TESS	CASHMERE	CASHMERE
							B	B	C	C	B	B		
0604		99	99	82	0,80	ANGOLO "A"(QUADRO)	2550	<b>1275</b>	2741	<b>1371</b>	2253	<b>1127</b>	2056	<b>1028</b>
0763		224	99	82	1,82	ANG POL PEN SX	4189	<b>2095</b>	4507	<b>2253</b>	3726	<b>1863</b>	3386	<b>1693</b>
0762		224	99	82	1,82	ANG POL PEN DX	4189	<b>2095</b>	4507	<b>2253</b>	3726	<b>1863</b>	3386	<b>1693</b>
0716		133	99	82	1,08	POL 2 CUSCINI PENISOLA SX	2649	<b>1324</b>	2861	<b>1430</b>	2321	<b>1161</b>	2103	<b>1051</b>
0715		133	99	82	1,08	POL 2 CUSCINI PENISOLA DX	2649	<b>1324</b>	2861	<b>1430</b>	2321	<b>1161</b>	2103	<b>1051</b>
0714		125	99	82	1,01	POL MAXI PEN SX	2530	<b>1265</b>	2720	<b>1360</b>	2239	<b>1119</b>	2046	<b>1023</b>
0713		125	99	82	1,01	POL MAXI PEN DX	2530	<b>1265</b>	2720	<b>1360</b>	2239	<b>1119</b>	2046	<b>1023</b>
0712		117	99	82	0,95	POLTRONA PENISOLA SX	2453	<b>1226</b>	2629	<b>1315</b>	2179	<b>1089</b>	1997	<b>999</b>
0711		117	99	82	0,95	POLTRONA PENISOLA DX	2453	<b>1226</b>	2629	<b>1315</b>	2179	<b>1089</b>	1997	<b>999</b>
0802		80	60	46	0,22	POUF RETTANGOLARE	1072	<b>536</b>	1131	<b>565</b>	982	<b>491</b>	920	<b>460</b>
0001					0,00	POGGIATESTA	348	<b>174</b>	368	<b>184</b>	340	<b>170</b>	308	<b>154</b>

<i>COD.</i>		<b>L</b> Larghezza (CM)	<b>P</b> Profondita' (CM)	<b>H</b> Altezza (CM)	<b>MC</b> Volume	<b>GLOBEN</b>	PELLE B	PELLE B	PELLE C	PELLE C	TESS B	TESS B	CASHMERE	CASHMERE
0901		<b>90</b>	<b>90</b>	<b>30</b>	<b>0,28</b>	TAVOLINO BASSO (d.90 h.30)	1270	<b>634</b>						
0902		<b>46</b>	<b>46</b>	<b>60</b>	<b>0,15</b>	TAVOLINO ALTO (d.45 h.60)	1035	<b>517</b>						
















## NON SFODERABILE























COD.		L Larghezza (CM)	P Profondita' (CM)	H Altezza (CM)	MC Volume	GLORIA	PELLE B	PELLE B	PELLE C	PELLE C	TESS B	TESS B	CASHMERE	CASHMERE
0430		242	109	73	1,93	3P GRANDE	5663	2832	5862	2931	4724	2361	4275	2138
0305		226	109	73	1,80	3 POSTI 2 CUSCINI	5314	2657	5542	2771	4423	2211	3998	1999
0210		216	109	73	1,72	2 POSTI MAXI	4982	2491	5206	2602	4131	2066	3723	1862
0200		196	109	73	1,56	2 POSTI	4572	2286	4783	2391	3785	1893	3405	1703
0100		108	109	73	0,86	POLTRONA	3057	1529	3195	1597	2536	1268	2285	1142
0123		78	78	70	0,43	POLTRONCINA GIREVOLE	1752	876	1897	949	1623	811	1475	737
0492		226	109	73	1,80	3P XL LAT SX	5166	2583	5383	2691	4319	2159	3909	1954
0491		226	109	73	1,80	3P XL LAT DX	5166	2583	5383	2691	4319	2159	3909	1954
0432		212	109	73	1,69	3 POSTI GRANDE SX	5010	2506	5212	2605	4196	2098	3807	1902
0431		212	109	73	1,69	3 POSTI GRANDE DX	5010	2506	5212	2605	4196	2098	3807	1902
0345		196	109	73	1,56	3 POSTI 2 CUSCINI SX	4653	2327	4845	2423	3889	1945	3525	1763
0344		196	109	73	1,56	3 POSTI 2 CUSCINI DX	4653	2327	4845	2423	3889	1945	3525	1763
0212		186	109	73	1,48	2 POSTI MAXI SX	4335	2168	4524	2262	3609	1805	3152	1576
0211		186	109	73	1,48	2 POSTI MAXI DX	4335	2168	4524	2262	3609	1805	3152	1576
0202		166	109	73	1,32	2 POSTI SX	3921	1960	4096	2047	3261	1631	2940	1470
0201		166	109	73	1,32	2 POSTI DX	3921	1960	4096	2047	3261	1631	2940	1470
0192		128	109	73	1,02	POLTRONA XL LAT SX	3050	1526	3178	1588	2554	1276	2309	1155
0191		128	109	73	1,02	POLTRONA XL LAT DX	3050	1526	3178	1588	2554	1276	2309	1155
0109		121	109	73	0,96	POLTRONA GRANDE SX	2951	1476	2997	1498	2517	1259	2282	1141
0108		121	109	73	0,96	POLTRONA GRANDE DX	2951	1476	2997	1498	2517	1259	2282	1141
0117		113	109	73	0,90	POLTRONA SX 2 CUSCINI	2781	1391	2898	1448	2325	1162	2103	1052























## NON SFODERABILE













COD.		L Larghezza (CM)	P Profondita' (CM)	H Altezza (CM)	M <sup>C</sup> Volume	GLORIA	PELLE	PELLE	PELLE	PELLE	TESS	TESS	CASHMERE	CASHMERE
							B	B	C	C	B	B		
0116		113	109	73	0,90	POLTRONA DX 2 CUSCINI	2781	1391	2898	1448	2325	1162	2103	1052
0112		108	109	73	0,86	POLTRONA MAXI SX	2734	1367	2845	1423	2298	1150	2082	1041
0111		108	109	73	0,86	POLTRONA MAXI DX	2734	1367	2845	1423	2298	1150	2082	1041
0102		98	109	73	0,78	POLTRONA SX	2429	1215	2536	1268	2023	1011	1824	912
0101		98	109	73	0,78	POLTRONA DX	2429	1215	2536	1268	2023	1011	1824	912
0193		98	109	73	0,78	POLTRONA XL CENT	2380	1189	2471	1235	2005	1004	1821	910
0104		91	109	73	0,72	POLTRONA CENTRALE GRANDE	2260	1130	2328	1164	1970	984	1794	898
0115		83	109	73	0,66	POLTRONA CENTRALE 2 CUSCINI	1894	948	1980	989	1570	784	1413	707
0113		78	109	73	0,62	POLTRONA MAXI CENTRALE	1853	926	1935	968	1543	772	1391	696
0103		68	109	73	0,54	POLTRONA CENTRALE	1757	879	1828	914	1477	738	1340	670
0608		108	108	73	1,23	ANG QUADRO CON MECCANISMO	3077	1538	3205	1602	2581	1290	2337	1168
0602		136	136	73	1,49	ANGOLO	3113	1556	3211	1605	2667	1334	2448	1224
0613		168	168	73	2,27	SUPER ANGOLO	4078	2039	4201	2101	3502	1750	3216	1609
0718		153	109	73	1,22	POL XL PENISOLA SX	3239	1619	3371	1685	2718	1359	2460	1230
0717		153	109	73	1,22	POL XL PENISOLA DX	3239	1619	3371	1685	2718	1359	2460	1230
0738		146	109	73	1,16	POL GRANDE PEN SX	3162	1581	3288	1644	2656	1328	2412	1206
0737		146	109	73	1,16	POL GRANDE PEN DX	3162	1581	3288	1644	2656	1328	2412	1206
0716		138	109	73	1,10	POL 2 CUSCINI PENISOLA SX	3086	1543	3205	1602	2602	1301	2366	1183
0715		138	109	73	1,10	POL 2 CUSCINI PENISOLA DX	3086	1543	3205	1602	2602	1301	2366	1183
0714		133	109	73	1,06	POL MAXI PEN SX	3022	1512	3135	1568	2554	1276	2325	1163
0713		133	109	73	1,06	POL MAXI PEN DX	3022	1512	3135	1568	2554	1276	2325	1163

## NON SFODERABILE

COD.		L Larghezza (CM)	P Profondita' (CM)	H Altezza (CM)	MC Volume	GLORIA	PELLE B	PELLE B	PELLE C	PELLE C	TESS B	TESS B	CASHMERE	CASHMERE
0712		123	109	73	0,98	POLTRONA PENISOLA SX	2927	1464	3030	1515	2487	1242	2271	1134
0711		123	109	73	0,98	POLTRONA PENISOLA DX	2927	1464	3030	1515	2487	1242	2271	1134
0891		128	163	73	1,52	DORMOSA XL LAT SX	4324	2162	4473	2236	3670	1835	3355	1678
0890		128	163	73	1,52	DORMOSA XL LAT DX	4324	2162	4473	2236	3670	1835	3355	1678
0789		121	163	73	1,44	DORMOSA GRANDE SX	4243	2122	4383	2192	3617	1808	3312	1655
0788		121	163	73	1,44	DORMOSA GRANDE DX	4243	2122	4383	2192	3617	1808	3312	1655
0697		113	163	73	1,34	DORMOSA 2 CUSCINI LAT SX	4145	2073	4277	2139	3550	1775	3257	1629
0696		113	163	73	1,34	DORMOSA 2 CUSCINI LAT DX	4145	2073	4277	2139	3550	1775	3257	1629
0705		108	163	73	1,29	DORMOSA MAXI SX	4109	2054	4231	2115	3523	1762	3130	1566
0704		108	163	73	1,29	DORMOSA MAXI DX	4109	2054	4231	2115	3523	1762	3130	1566
0701		98	163	73	1,17	DORMOSA SX	3788	1894	3907	1953	3248	1623	2979	1490
0700		98	163	73	1,17	DORMOSA DX	3788	1894	3907	1953	3248	1623	2979	1490
0801		91	91	43	0,36	POUF QUADRATO	1553	777	1597	799	1353	675	1245	623
0907		134	90	24	0,32	TAVOLINO	2115	1058	2091	1046	1999	1000	1915	957























COD.		L Larghezza (CM)	P Profondita' (CM)	H Altezza (CM)	M <sup>C</sup> Volume	GLORIA SFODER	PELLE B	PELLE B	PELLE C	PELLE C	TESS B	TESS B	CASHMERE	CASHMERE
0430		242	109	73	1,93	3P GRANDE					5253	2627		
0305		226	109	73	1,80	3 POSTI 2 CUSCINI					4929	2463		
0210		216	109	73	1,72	2 POSTI MAXI					4619	2309		
0200		196	109	73	1,56	2 POSTI					4243	2122		
0100		108	109	73	0,86	POLTRONA					2867	1434		
0123		78	78	70	0,43	POLTRONCINA GIREVOLE					1847	924		
0492		226	109	73	1,80	3P XL LAT SX					4785	2392		
0491		226	109	73	1,80	3P XL LAT DX					4785	2392		
0432		212	109	73	1,69	3 POSTI GRANDE SX					4648	2324		
0431		212	109	73	1,69	3 POSTI GRANDE DX					4648	2324		
0345		196	109	73	1,56	3 POSTI 2 CUSCINI SX					4317	2158		
0344		196	109	73	1,56	3 POSTI 2 CUSCINI DX					4317	2158		
0212		186	109	73	1,48	2 POSTI MAXI SX					4021	2010		
0211		186	109	73	1,48	2 POSTI MAXI DX					4021	2010		
0202		166	109	73	1,32	2 POSTI SX					3641	1821		
0201		166	109	73	1,32	2 POSTI DX					3641	1821		
0192		128	109	73	1,02	POLTRONA XL LAT SX					2851	1426		
0191		128	109	73	1,02	POLTRONA XL LAT DX					2851	1426		
0109		121	109	73	0,96	POLTRONA GRANDE SX					2597	1298		
0108		121	109	73	0,96	POLTRONA GRANDE DX					2597	1298		
0117		113	109	73	0,90	POLTRONA SX 2 CUSCINI					2606	1303		

COD.		L Larghezza (CM)	P Profondita' (CM)	H Altezza (CM)	M <sup>C</sup> Volume	GLORIA SFODER	PELLE B	PELLE B	PELLE C	PELLE C	TESS B	TESS B	CASHMERE	CASHMERE
0116		113	109	73	0,90	POLTRONA DX 2 CUSCINI					2606	1303		
0112		108	109	73	0,86	POLTRONA MAXI SX					2572	1287		
0111		108	109	73	0,86	POLTRONA MAXI DX					2572	1287		
0102		98	109	73	0,78	POLTRONA SX					2278	1139		
0101		98	109	73	0,78	POLTRONA DX					2278	1139		
0193		98	109	73	0,78	POLTRONA XL CENT					2221	1111		
0104		91	109	73	0,72	POLTRONA CENTRALE GRANDE					1929	965		
0115		83	109	73	0,66	POLTRONA CENTRALE 2 CUSCINI					1761	880		
0113		78	109	73	0,62	POLTRONA MAXI CENTRALE					1729	865		
0103		68	109	73	0,54	POLTRONA CENTRALE					1652	826		
0608		108	108	73	1,23	ANG QUADRO CON MECCANISMO					2796	1397		
0602		136	136	73	1,49	ANGOLO					2906	1452		
0613		168	168	73	2,27	SUPER ANGOLO					3820	1910		
0718		153	109	73	1,22	POL XL PENISOLA SX					2949	1474		
0717		153	109	73	1,22	POL XL PENISOLA DX					2949	1474		
0738		146	109	73	1,16	POL GRANDE PEN SX					2882	1441		
0737		146	109	73	1,16	POL GRANDE PEN DX					2882	1441		
0716		138	109	73	1,10	POL 2 CUSCINI PENISOLA SX					2817	1409		
0715		138	109	73	1,10	POL 2 CUSCINI PENISOLA DX					2817	1409		
0714		133	109	73	1,06	POL MAXI PEN SX					2765	1382		
0713		133	109	73	1,06	POL MAXI PEN DX					2765	1382		

COD.		L Larghezza (CM)	P Profondita' (CM)	H Altezza (CM)	MC Volume	GLORIA SFODER	PELLE B	PELLE B	PELLE C	PELLE C	TESS B	TESS B	CASHMERE	CASHMERE
0712		123	109	73	0,98	POLTRONA PENISOLA SX					2688	1343		
0711		123	109	73	0,98	POLTRONA PENISOLA DX					2688	1343		
0891		128	163	73	1,52	DORMOSA XL LAT SX					3994	1997		
0890		128	163	73	1,52	DORMOSA XL LAT DX					3994	1997		
0789		121	163	73	1,44	DORMOSA GRANDE SX					3933	1967		
0788		121	163	73	1,44	DORMOSA GRANDE DX					3933	1967		
0697		113	163	73	1,34	DORMOSA 2 CUSCINI LAT SX					3854	1927		
0696		113	163	73	1,34	DORMOSA 2 CUSCINI LAT DX					3854	1927		
0705		108	163	73	1,29	DORMOSA MAXI SX					3823	1913		
0704		108	163	73	1,29	DORMOSA MAXI DX					3823	1913		
0701		98	163	73	1,17	DORMOSA SX					3526	1763		
0700		98	163	73	1,17	DORMOSA DX					3526	1763		
0801		91	91	43	0,36	POUF QUADRATO					1433	716		










**NON SFODERABILE**























COD.		L Larghezza (CM)	P Profondita' (CM)	H Altezza (CM)	M <sup>C</sup> Volume	GLORIA SLIM	PELLE B	PELLE B	PELLE C	PELLE C	TESS B	TESS B	CASHMERE	CASHMERE
0305		182	78	70	0,99	3 POSTI 2 CUSCINI	2920	1461	3288	1644	2710	1356	2471	1235
0210		156	78	70	0,85	2 POSTI MAXI	2696	1347	2935	1467	2431	1216	2196	1098
0200		130	78	70	0,71	2 POSTI	2386	1193	2595	1297	2154	1077	1947	973
0164		78	78	70	0,43	POLTRONCINA	1642	821	1793	898	1478	740	1331	665
0123		78	78	70	0,43	POLTRONCINA GIREVOLE	1753	877	1896	949	1565	781	1474	737
0345		168	78	70	0,92	3 POSTI 2 CUSCINI SX	2659	1329	2882	1440	2408	1204	2181	1090
0344		168	78	70	0,92	3 POSTI 2 CUSCINI DX	2659	1329	2882	1440	2408	1204	2181	1090
0212		142	78	70	0,78	2 POSTI MAXI SX	2330	1164	2528	1264	2106	1054	1905	953
0211		142	78	70	0,78	2 POSTI MAXI DX	2330	1164	2528	1264	2106	1054	1905	953
0202		115	78	70	0,63	2 POSTI SX	2025	1012	2196	1098	1834	917	1660	830
0201		115	78	70	0,63	2 POSTI DX	2025	1012	2196	1098	1834	917	1660	830
0117		91	78	70	0,50	POLTRONA SX 2 CUSCINI	1605	803	1741	871	1456	727	1317	659
0116		91	78	70	0,50	POLTRONA DX 2 CUSCINI	1605	803	1741	871	1456	727	1317	659
0112		78	78	70	0,43	POLTRONA MAXI SX	1528	764	1645	822	1395	698	1267	633
0111		78	78	70	0,43	POLTRONA MAXI DX	1528	764	1645	822	1395	698	1267	633
0102		65	78	70	0,35	POLTRONA SX	1271	635	1380	691	1149	574	1039	519
0101		65	78	70	0,35	POLTRONA DX	1271	635	1380	691	1149	574	1039	519
0308		154	78	70	0,84	3 POSTI 2 CUSCINI CENTRALE	2288	1144	2471	1235	2074	1037	1886	942
0213		128	78	70	0,70	2P MAXI CENTR	1958	979	2117	1059	1779	888	1614	807
0203		102	78	70	0,56	2 POSTI CENTRALE	1666	833	1798	900	1513	757	1373	687
0604		77	77	70	0,42	ANGOLO "A"(QUADRO)	1577	788	1699	849	1434	717	1305	653

## NON SFODERABILE























COD.		L Larghezza (CM)	P Profondità (CM)	H Altezza (CM)	MC Volume	GLORIA SLIM	PELLE B	PELLE B	PELLE C	PELLE C	TESS B	TESS B	CASHMERE	CASHMERE
0763		192	78	70	1,05	ANG POL PEN SX	3076	1538	3327	1665	2785	1392	2529	1264
0762		192	78	70	1,05	ANG POL PEN DX	3076	1538	3327	1665	2785	1392	2529	1264
0740		205	78	70	1,12	3P 2 CUSCINI PENISOLA SX	2873	1437	3109	1554	2604	1302	2362	1181
0739		205	78	70	1,12	3P 2 CUSCINI PENISOLA DX	2873	1437	3109	1554	2604	1302	2362	1181
0724		179	78	70	0,98	2P MAXI PEN SX	2546	1272	2755	1377	2304	1153	2091	1046
0723		179	78	70	0,98	2P MAXI PEN DX	2546	1272	2755	1377	2304	1153	2091	1046
0722		153	78	70	0,84	2 POSTI PENISOLA SX	2236	1118	2419	1211	2028	1014	1837	919
0721		153	78	70	0,84	2 POSTI PENISOLA DX	2236	1118	2419	1211	2028	1014	1837	919
0716		128	78	70	0,70	POL 2 CUSCINI PENISOLA SX	1864	932	2010	1006	1693	847	1539	769
0715		128	78	70	0,70	POL 2 CUSCINI PENISOLA DX	1864	932	2010	1006	1693	847	1539	769
0714		115	78	70	0,63	POL MAXI PEN SX	1791	897	1922	960	1636	817	1493	747
0713		115	78	70	0,63	POL MAXI PEN DX	1791	897	1922	960	1636	817	1493	747
0712		102	78	70	0,56	POLTRONA PENISOLA SX	1718	860	1833	916	1571	785	1441	721
0711		102	78	70	0,56	POLTRONA PENISOLA DX	1718	860	1833	916	1571	785	1441	721
0802		78	61	41	0,20	POUF RETTANGOLARE	1097	549	1156	578	1036	518	951	475
0801		78	78	41	0,25	POUF QUADRATO	1145	572	1218	608	1081	540	983	492

COD.		L Larghezza (CM)	P Profondita' (CM)	H Altezza (CM)	MC Volume	<b>GUANCIALE</b>	PELLE B	PELLE B	PELLE C	PELLE C	TESS B	TESS B	CASHMERE	CASHMERE
0000					0,00	GRANDE 60X60	175	<b>87</b>	211	<b>105</b>	140	<b>70</b>	108	<b>54</b>
9999					0,00	MEDIO 45X45	131	<b>65</b>	152	<b>76</b>	119	<b>60</b>	96	<b>48</b>
9976					0,00	ISA 50X50	159	<b>79</b>	190	<b>95</b>	130	<b>65</b>	102	<b>51</b>
9994					0,00	CUSCINO RETT.68X38	207	<b>103</b>	237	<b>118</b>	192	<b>96</b>	156	<b>77</b>
9982					0,00	GRANDE 60X60(MOD.NICOLE)	213	<b>107</b>	232	<b>116</b>	200	<b>100</b>	173	<b>87</b>
9983					0,00	MEDIO 45X45(MOD.NICOLE)	199	<b>99</b>	215	<b>107</b>	185	<b>93</b>	165	<b>82</b>
9991					0,00	CUSCINO CON RULLO	304	<b>151</b>	342	<b>171</b>	255	<b>128</b>	217	<b>108</b>

**NON SFODERABILE**

COD.		L Larghezza (CM)	P Profondita' (CM)	H Altezza (CM)	M <sup>C</sup> Volume	HARMONY	PELLE B	PELLE B	PELLE C	PELLE C	TESS B	TESS B	CASHMERE	CASHMERE
0430		250	109	72	1,96	3P GRANDE	4965	<b>2483</b>	5230	<b>2615</b>	4070	<b>2035</b>	3614	<b>1807</b>
0305		234	109	72	1,84	3 POSTI 2 CUSCINI	4612	<b>2306</b>	4865	<b>2433</b>	3770	<b>1885</b>	3339	<b>1671</b>
0210		224	109	72	1,76	2 POSTI MAXI	4294	<b>2147</b>	4547	<b>2274</b>	3480	<b>1741</b>	3068	<b>1534</b>
0200		204	109	72	1,60	2 POSTI	3897	<b>1949</b>	4137	<b>2069</b>	3141	<b>1570</b>	2757	<b>1378</b>
0100		126	109	72	0,99	POLTRONA	2393	<b>1196</b>	2554	<b>1276</b>	1904	<b>953</b>	1656	<b>828</b>
0492		230	109	72	1,81	3P XL LAT SX	4705	<b>2353</b>	4934	<b>2466</b>	3898	<b>1950</b>	3490	<b>1745</b>
0491		23	109	72	0,18	3P XL LAT DX	4705	<b>2353</b>	4934	<b>2466</b>	3898	<b>1950</b>	3490	<b>1745</b>
0432		216	109	72	1,70	3 POSTI GRANDE SX	4543	<b>2272</b>	4756	<b>2379</b>	3777	<b>1888</b>	3385	<b>1692</b>
0431		216	109	72	1,70	3 POSTI GRANDE DX	4543	<b>2272</b>	4756	<b>2379</b>	3777	<b>1888</b>	3385	<b>1692</b>
0345		200	109	72	1,57	3 POSTI 2 CUSCINI SX	4211	<b>2105</b>	4415	<b>2207</b>	3490	<b>1745</b>	3121	<b>1562</b>
0344		200	109	72	1,57	3 POSTI 2 CUSCINI DX	4211	<b>2105</b>	4415	<b>2207</b>	3490	<b>1745</b>	3121	<b>1562</b>
0212		190	109	72	1,49	2 POSTI MAXI SX	3895	<b>1948</b>	4097	<b>2049</b>	3206	<b>1602</b>	2855	<b>1428</b>
0211		190	109	72	1,49	2 POSTI MAXI DX	3895	<b>1948</b>	4097	<b>2049</b>	3206	<b>1602</b>	2855	<b>1428</b>
0202		170	109	72	1,33	2 POSTI SX	3480	<b>1740</b>	3668	<b>1834</b>	2856	<b>1428</b>	2534	<b>1267</b>
0201		170	109	72	1,33	2 POSTI DX	3480	<b>1740</b>	3668	<b>1834</b>	2856	<b>1428</b>	2534	<b>1267</b>
0192		132	109	72	1,04	POLTRONA XL LAT SX	2665	<b>1332</b>	2806	<b>1404</b>	2187	<b>1093</b>	1944	<b>972</b>
0191		132	109	72	1,04	POLTRONA XL LAT DX	2665	<b>1332</b>	2806	<b>1404</b>	2187	<b>1093</b>	1944	<b>972</b>
0109		125	109	72	0,98	POLTRONA GRANDE SX	2597	<b>1298</b>	2731	<b>1366</b>	2144	<b>1073</b>	1909	<b>954</b>
0108		125	109	72	0,98	POLTRONA GRANDE DX	2597	<b>1298</b>	2731	<b>1366</b>	2144	<b>1073</b>	1909	<b>954</b>
0117		117	109	72	0,92	POLTRONA SX 2 CUSCINI	2424	<b>1212</b>	2552	<b>1276</b>	1990	<b>995</b>	1767	<b>883</b>
0116		117	109	72	0,92	POLTRONA DX 2 CUSCINI	2424	<b>1212</b>	2552	<b>1276</b>	1990	<b>995</b>	1767	<b>883</b>























## NON SFODERABILE

COD.		L Larghezza (CM)	P Profondita' (CM)	H Altezza (CM)	MC Volume	HARMONY	PELLE B	PELLE B	PELLE C	PELLE C	TESS B	TESS B	CASHMERE	CASHMERE
0112		112	109	72	0,88	POLTRONA MAXI SX	2271	1135	2397	1199	1858	930	1643	821
0111		112	109	72	0,88	POLTRONA MAXI DX	2271	1135	2397	1199	1858	930	1643	821
0102		102	109	72	0,80	POLTRONA SX	2078	1039	2197	1099	1690	845	1491	746
0101		102	109	72	0,80	POLTRONA DX	2078	1039	2197	1099	1690	845	1491	746
0193		98	109	72	0,77	POLTRONA XL CENT	2201	1100	2291	1146	1853	926	1675	837
0104		91	109	72	0,71	POLTRONA CENTRALE GRANDE	2146	1073	2231	1116	1819	909	1646	824
0115		83	109	72	0,65	POLTRONA CENTRALE 2 CUSCINI	1980	989	2060	1029	1670	834	1509	755
0113		78	109	72	0,61	POLTRONA MAXI CENTRALE	1818	909	1894	947	1530	765	1378	690
0103		68	109	72	0,53	POLTRONA CENTRALE	1622	811	1692	847	1365	683	1228	614
0612		114	114	72	0,94	ANGOLO QUADRO SAGOMATO+MECC	2874	1437	3008	1503	2376	1188	2137	1069
0602		136	136	72	1,33	ANGOLO	2604	1302	2708	1355	2202	1101	1992	996
0885		249	109	72	1,95	ANG SAGOMATO POL MAXI PEN SX CON MECC	4944	2472	5206	2602	4026	2012	3588	1794
0884		249	109	72	1,95	ANG SAGOMATO POL MAXI PEN DX CON MECC	4944	2472	5206	2602	4026	2012	3588	1794
0883		239	109	72	1,88	ANG SAGOMATO POL PEN SX CON MECC	4791	2395	5045	2522	3908	1953	3480	1740
0882		239	109	72	1,88	ANG SAGOMATO POL PEN DX CON MECC	4791	2395	5045	2522	3908	1953	3480	1740
0718		153	109	72	1,20	POL XL PENISOLA SX	2688	1343	2834	1416	2182	1090	1940	971
0717		153	109	72	1,20	POL XL PENISOLA DX	2688	1343	2834	1416	2182	1090	1940	971
0738		146	109	72	1,15	POL GRANDE PEN SX	2622	1311	2762	1380	2138	1070	1906	953
0737		146	109	72	1,15	POL GRANDE PEN DX	2622	1311	2762	1380	2138	1070	1906	953
0716		138	109	72	1,08	POL 2 CUSCINI PENISOLA SX	2556	1279	2688	1343	2092	1047	1870	935
0715		138	109	72	1,08	POL 2 CUSCINI PENISOLA DX	2556	1279	2688	1343	2092	1047	1870	935























## NON SFODERABILE

COD.		L Larghezza (CM)	P Profondita' (CM)	H Altezza (CM)	M <sup>C</sup> Volume	HARMONY	PELLE	PELLE	PELLE	PELLE	TESS	TESS	CASHMERE	CASHMERE
							B	B	C	C	B	B		
0714		133	109	72	1,04	POL MAXI PEN SX	2511	<b>1256</b>	2637	<b>1319</b>	2059	<b>1029</b>	1842	<b>921</b>
0713		133	109	72	1,04	POL MAXI PEN DX	2511	<b>1256</b>	2637	<b>1319</b>	2059	<b>1029</b>	1842	<b>921</b>
0712		123	109	72	0,97	POLTRONA PENISOLA SX	2416	<b>1209</b>	2532	<b>1266</b>	1998	<b>1000</b>	1792	<b>897</b>
0711		123	109	72	0,97	POLTRONA PENISOLA DX	2416	<b>1209</b>	2532	<b>1266</b>	1998	<b>1000</b>	1792	<b>897</b>
0891		132	163	72	1,55	DORMOSA XL LAT SX	3500	<b>1749</b>	3664	<b>1832</b>	2897	<b>1448</b>	2602	<b>1301</b>
0890		132	163	72	1,55	DORMOSA XL LAT DX	3500	<b>1749</b>	3664	<b>1832</b>	2897	<b>1448</b>	2602	<b>1301</b>
0789		125	163	72	1,47	DORMOSA GRANDE SX	3423	<b>1712</b>	3578	<b>1789</b>	2835	<b>1417</b>	2552	<b>1275</b>
0788		125	163	72	1,47	DORMOSA GRANDE DX	3423	<b>1712</b>	3578	<b>1789</b>	2835	<b>1417</b>	2552	<b>1275</b>
0697		117	163	72	1,37	DORMOSA 2 CUSCINI LAT SX	3332	<b>1667</b>	3478	<b>1740</b>	2771	<b>1386</b>	2501	<b>1251</b>
0696		117	163	72	1,37	DORMOSA 2 CUSCINI LAT DX	3332	<b>1667</b>	3478	<b>1740</b>	2771	<b>1386</b>	2501	<b>1251</b>
0705		112	163	72	1,31	DORMOSA MAXI SX	3280	<b>1640</b>	3421	<b>1711</b>	2738	<b>1369</b>	2472	<b>1236</b>
0704		112	163	72	1,31	DORMOSA MAXI DX	3280	<b>1640</b>	3421	<b>1711</b>	2738	<b>1369</b>	2472	<b>1236</b>
0701		102	163	72	1,20	DORMOSA SX	2965	<b>1482</b>	3100	<b>1549</b>	2456	<b>1228</b>	2211	<b>1107</b>
0700		102	163	72	1,20	DORMOSA DX	2965	<b>1482</b>	3100	<b>1549</b>	2456	<b>1228</b>	2211	<b>1107</b>
1397		264	109	72	2,07	3P XL 2 RLX 2 MOTORI	7260	<b>3630</b>	7550	<b>3775</b>	6136	<b>3068</b>	5553	<b>2776</b>
1399		264	109	72	2,07	3P XL 1 RLX SX 2 MOTORI	6300	<b>3150</b>	6584	<b>3293</b>	5259	<b>2630</b>	4724	<b>2361</b>
1398		264	109	72	2,07	3P XL 1 RLX DX 2 MOTORI	6300	<b>3150</b>	6584	<b>3293</b>	5259	<b>2630</b>	4724	<b>2361</b>
1383		250	109	72	1,96	3P GRANDE 2 RLX 2 MOTORI	7039	<b>3520</b>	7310	<b>3655</b>	5970	<b>2985</b>	5412	<b>2706</b>
1385		250	109	72	1,96	3P GRANDE 1 RLX SX 2 MOTORI	6124	<b>3061</b>	6392	<b>3196</b>	5137	<b>2567</b>	4621	<b>2310</b>
1384		250	109	72	1,96	3P GRANDE 1 RLX DX 2 MOTORI	6124	<b>3061</b>	6392	<b>3196</b>	5137	<b>2567</b>	4621	<b>2310</b>
1317		234	109	72	1,84	3P 2 CUSC 2 RLX 2 MOTORI	6682	<b>3341</b>	6940	<b>3470</b>	5661	<b>2831</b>	5129	<b>2564</b>

**NON SFODERABILE**




COD.		L Larghezza (CM)	P Profondita' (CM)	H Altezza (CM)	M <sup>C</sup> Volume	HARMONY	PELLE B	PELLE B	PELLE C	PELLE C	TESS B	TESS B	CASHMERE	CASHMERE
1374		234	109	72	1,84	3P 2 CUSC RLX SX 2 MOT	5770	2885	6028	3014	4826	2413	4338	2169
1373		234	109	72	1,84	3P 2 CUSC RLX DX 2 MOT	5770	2885	6028	3014	4826	2413	4338	2169
1239		224	109	72	1,76	2P MAXI 2 RLX 2 MOT	6185	3093	6448	3224	5193	2597	4685	2343
1218		224	109	72	1,76	2P MAXI RLX SX 2 MOT	5471	2736	5727	2864	4560	2281	4089	2044
1217		224	109	72	1,76	2P MAXI RLX DX 2 MOT	5471	2736	5727	2864	4560	2281	4089	2044
1244		204	109	72	1,60	2P 2 RLX 2 MOT	6003	3002	6242	3121	5064	2532	4584	2292
1236		204	109	72	1,60	2P RLX SX 2 MOT	5086	2543	5324	2662	4229	2114	3789	1894
1235		204	109	72	1,60	2P RLX DX 2 MOT	5086	2543	5324	2662	4229	2114	3789	1894
1126		126	109	72	0,99	POLTRONA RLX 2 MOT	3516	1757	3666	1833	2957	1478	2665	1333
1325		230	109	72	1,81	3P XL LAT SX 2 RLX 2 MOT	6805	3403	7045	3523	5806	2903	5288	2643
1324		230	109	72	1,81	3P XL LAT DX 2 RLX 2 MOT	6805	3403	7045	3523	5806	2903	5288	2643
1327		230	109	72	1,81	3P XL LAT SX RLX 2 MOT	5838	2918	6072	3037	4928	2463	4456	2229
1326		230	109	72	1,81	3P XL LAT DX RLX 2 MOT	5838	2918	6072	3037	4928	2463	4456	2229
1387		216	109	72	1,70	3P GRANDE LAT SX 2 RLX 2 MOT	6596	3299	6820	3410	5652	2826	5155	2578
1386		216	109	72	1,70	3P GRANDE LAT DX 2 RLX 2 MOT	6596	3299	6820	3410	5652	2826	5155	2578
1389		216	109	72	1,70	3P GRANDE LAT SX RLX 2 MOT	5672	2837	5892	2946	4809	2405	4358	2179
1388		216	109	72	1,70	3P GRANDE LAT DX RLX 2 MOT	5672	2837	5892	2946	4809	2405	4358	2179
1357		200	109	72	1,57	3P 2 CUSC LAT SX 2 RLX 2 MOT	6241	3120	6450	3225	5349	2674	4880	2440
1356		200	109	72	1,57	3P 2 CUSC LAT DX 2 RLX 2 MOT	6241	3120	6450	3225	5349	2674	4880	2440
1335		200	109	72	1,57	3P 2 CUSC LAT SX RLX 2 MOT	5325	2662	5537	2768	4505	2252	4079	2039
1334		200	109	72	1,57	3P 2 CUSC LAT DX RLX 2 MOT	5325	2662	5537	2768	4505	2252	4079	2039























## NON SFODERABILE

COD.		L Larghezza (CM)	P Profondita' (CM)	H Altezza (CM)	MC Volume	HARMONY	PELLE B	PELLE B	PELLE C	PELLE C	TESS B	TESS B	CASHMERE	CASHMERE
1241		190	109	72	1,49	2P MAXI LAT SX 2 RLX 2 MOT	5937	2968	6141	3071	5072	2536	4623	2311
1240		190	109	72	1,49	2P MAXI LAT DX 2 RLX 2 MOT	5937	2968	6141	3071	5072	2536	4623	2311
1246		190	109	72	1,49	2P MAXI LAT SX RLX 2MOT	5018	2510	5223	2612	4232	2115	3824	1913
1245		190	109	72	1,49	2P MAXI LAT DX RLX 2MOT	5018	2510	5223	2612	4232	2115	3824	1913
1243		170	109	72	1,33	2P LAT SX 2 RLX 2 MOT	5548	2774	5738	2868	4744	2373	4328	2163
1242		170	109	72	1,33	2P LAT DX 2 RLX 2 MOT	5548	2774	5738	2868	4744	2373	4328	2163
1238		170	109	72	1,33	2P LAT SX RLX 2 MOT	4629	2314	4821	2410	3903	1952	3526	1763
1237		170	109	72	1,33	2P LAT DX RLX 2 MOT	4629	2314	4821	2410	3903	1952	3526	1763
1150		132	109	72	1,04	POL XL LAT SX RLX 2 MOT	3758	1879	3898	1950	3193	1596	2899	1448
1149		132	109	72	1,04	POL XL LAT DX RLX 2 MOT	3758	1879	3898	1950	3193	1596	2899	1448
1164		125	109	72	0,98	POL GRANDE LAT SX RLX 2 MOT	3649	1825	3780	1890	3110	1554	2828	1414
1163		125	109	72	0,98	POL GRANDE LAT DX RLX 2 MOT	3649	1825	3780	1890	3110	1554	2828	1414
1155		117	109	72	0,92	POL 2 CUSC LAT SX RLX 2 MOT	3469	1735	3594	1797	2954	1477	2687	1343
1154		117	109	72	0,92	POL 2 CUSC LAT DX RLX 2 MOT	3469	1735	3594	1797	2954	1477	2687	1343
1158		112	109	72	0,88	POL MAXI LAT SX RLX 2 MOT	3324	1662	3448	1724	2821	1410	2561	1281
1157		112	109	72	0,88	POL MAXI LAT DX RLX 2 MOT	3324	1662	3448	1724	2821	1410	2561	1281
1152		102	109	72	0,80	POL LAT SX RLX 2 MOT	3129	1566	3246	1623	2657	1328	2414	1207
1151		102	109	72	0,80	POL LAT DX RLX 2 MOT	3129	1566	3246	1623	2657	1328	2414	1207
1166		99	109	72	0,78	POL XL CENTR RLX 2 MOT	3299	1649	3389	1694	2857	1428	2627	1314
1165		92	109	72	0,72	POL GRANDE CENTR RLX 2 MOT	3200	1600	3283	1641	2786	1392	2565	1283
1153		84	109	72	0,66	POL CENTR 2 CUSC RLX 2 MOT	3022	1511	3098	1549	2637	1319	2431	1216






















## NON SFODERABILE

COD.		<b>L</b> Larghezza (CM)	<b>P</b> Profondita' (CM)	<b>H</b> Altezza (CM)	<b>MC</b> Volume	<b>HARMONY</b>	PELLE B	PELLE B	PELLE C	PELLE C	TESS B	TESS B	CASHMERE	CASHMERE
1156		<b>79</b>	<b>109</b>	<b>72</b>	<b>0,62</b>	POL MAXI CENT RLX 2 MOT	2862	<b>1431</b>	2936	<b>1468</b>	2493	<b>1247</b>	2297	<b>1149</b>
1159		<b>69</b>	<b>109</b>	<b>72</b>	<b>0,54</b>	POL CENT RLX 2 MOT	2668	<b>1334</b>	2735	<b>1367</b>	2332	<b>1165</b>	2150	<b>1076</b>
0801		<b>106</b>	<b>106</b>	<b>41</b>	<b>0,46</b>	POUF QUADRATO	1023	<b>512</b>	1076	<b>538</b>	924	<b>462</b>	795	<b>397</b>






COD.		L Larghezza (CM)	P Profondita' (CM)	H Altezza (CM)	M <sup>C</sup> Volume	HARMONY SFODER	PELLE B	PELLE B	PELLE C	PELLE C	TESS B	TESS B	CASHMERE	CASHMERE
0430		250	109	72	1,96	3P GRANDE					4548	2275		
0305		234	109	72	1,84	3 POSTI 2 CUSCINI					4222	2110		
0210		224	109	72	1,76	2 POSTI MAXI					3899	1950		
0200		204	109	72	1,60	2 POSTI					3531	1766		
0100		126	109	72	0,99	POLTRONA					2136	1069		
0432		216	109	72	1,70	3 POSTI GRANDE SX					4230	2114		
0431		216	109	72	1,70	3 POSTI GRANDE DX					4260	2130		
0345		200	109	72	1,57	3 POSTI 2 CUSCINI SX					3909	1954		
0344		200	109	72	1,57	3 POSTI 2 CUSCINI DX					3909	1954		
0212		190	109	72	1,49	2 POSTI MAXI SX					3599	1798		
0211		190	109	72	1,49	2 POSTI MAXI DX					3599	1798		
0202		170	109	72	1,33	2 POSTI SX					3209	1604		
0201		170	109	72	1,33	2 POSTI DX					3209	1604		
0109		125	109	72	0,98	POLTRONA GRANDE SX					2403	1201		
0108		125	109	72	0,98	POLTRONA GRANDE DX					2403	1201		
0117		117	109	72	0,92	POLTRONA SX 2 CUSCINI					2234	1117		
0116		117	109	72	0,92	POLTRONA DX 2 CUSCINI					2234	1117		
0112		112	109	72	0,88	POLTRONA MAXI SX					2087	1043		
0111		112	109	72	0,88	POLTRONA MAXI DX					2087	1043		
0102		102	109	72	0,80	POLTRONA SX					1902	951		
0101		102	109	72	0,80	POLTRONA DX					1902	951		





COD.		L Larghezza (CM)	P Profondita' (CM)	H Altezza (CM)	M <sup>C</sup> Volume	HARMONY SFODER	PELLE B	PELLE B	PELLE C	PELLE C	TESS B	TESS B	CASHMERE	CASHMERE
0104		91	109	72	0,71	POLTRONA CENTRALE GRANDE					2033	1016		
0115		83	109	72	0,65	POLTRONA CENTRALE 2 CUSCINI					1869	935		
0113		78	109	72	0,61	POLTRONA MAXI CENTRALE					1713	856		
0103		68	109	72	0,53	POLTRONA CENTRALE					1529	765		
0602		136	136	72	1,33	ANGOLO					2656	1328		
0697		117	163	72	1,37	DORMOSA 2 CUSCINI LAT SX					3129	1566		
0696		117	163	72	1,37	DORMOSA 2 CUSCINI LAT DX					3129	1566		
0705		112	163	72	1,31	DORMOSA MAXI SX					3091	1545		
0704		112	163	72	1,31	DORMOSA MAXI DX					3091	1545		
0701		102	163	72	1,20	DORMOSA SX					2778	1389		
0700		102	163	72	1,20	DORMOSA DX					2778	1389		
0716		138	109	72	1,08	POL 2 CUSCINI PENISOLA SX					2379	1189		
0715		138	109	72	1,08	POL 2 CUSCINI PENISOLA DX					2379	1189		
0714		133	109	72	1,04	POL MAXI PEN SX					2341	1170		
0713		133	109	72	1,04	POL MAXI PEN DX					2341	1170		
0712		123	109	72	0,97	POLTRONA PENISOLA SX					2270	1134		
0711		123	109	72	0,97	POLTRONA PENISOLA DX					2270	1134		
1397		264	109	72	2,07	3P XL 2 RLX 2 MOTORI					6596	3298		
1383		250	109	72	1,96	3P GRANDE 2 RLX 2 MOTORI					6450	3225		
1385		250	109	72	1,96	3P GRANDE 1 RLX SX 2 MOTORI					5634	2816		
1384		250	109	72	1,96	3P GRANDE 1 RLX DX 2 MOTORI					5634	2816		

COD.		L Larghezza (CM)	P Profondita' (CM)	H Altezza (CM)	M <sup>C</sup> Volume	HARMONY SFODER	PELLE B	PELLE B	PELLE C	PELLE C	TESS B	TESS B	CASHMERE	CASHMERE
1317		234	109	72	1,84	3P 2 CUSC 2 RLX 2 MOTORI					6083	3042		
1374		234	109	72	1,84	3P 2 CUSC RLX SX 2 MOT					5282	2640		
1373		234	109	72	1,84	3P 2 CUSC RLX DX 2 MOT					5282	2640		
1239		224	109	72	1,76	2P MAXI 2 RLX 2 MOT					5578	2790		
1218		224	109	72	1,76	2P MAXI RLX SX 2 MOT					4989	2494		
1217		224	109	72	1,76	2P MAXI RLX DX 2 MOT					4989	2494		
1244		204	109	72	1,60	2P 2 RLX 2 MOT					5433	2717		
1236		204	109	72	1,60	2P RLX SX 2 MOT					4625	2312		
1235		204	109	72	1,60	2P RLX DX 2 MOT					4625	2312		
1126		126	109	72	0,99	POLTRONA RLX 2 MOT					3171	1585		
1387		216	109	72	1,70	3P GRANDE LAT SX 2 RLX 2 MOT					6072	3037		
1386		216	109	72	1,70	3P GRANDE LAT DX 2 RLX 2 MOT					6072	3037		
1389		216	109	72	1,70	3P GRANDE LAT SX RLX 2 MOT					5264	2632		
1388		216	109	72	1,70	3P GRANDE LAT DX RLX 2 MOT					5264	2632		
1357		200	109	72	1,57	3P 2 CUSC LAT SX 2 RLX 2 MOT					5729	2864		
1356		200	109	72	1,57	3P 2 CUSC LAT DX 2 RLX 2 MOT					5729	2864		
1335		200	109	72	1,57	3P 2 CUSC LAT SX RLX 2 MOT					4916	2458		
1334		200	109	72	1,57	3P 2 CUSC LAT DX RLX 2 MOT					4916	2458		
1241		190	109	72	1,49	2P MAXI LAT SX 2 RLX 2 MOT					5428	2715		
1240		190	109	72	1,49	2P MAXI LAT DX 2 RLX 2 MOT					5428	2715		
1246		190	109	72	1,49	2P MAXI LAT SX RLX 2MOT					4616	2308		








COD.		L Larghezza (CM)	P Profondita' (CM)	H Altezza (CM)	M <sup>C</sup> Volume	HARMONY SFODER	PELLE B	PELLE B	PELLE C	PELLE C	TESS B	TESS B	CASHMERE	CASHMERE
1245		190	109	72	1,49	2P MAXI LAT DX RLX 2MOT					4616	2308		
1243		170	109	72	1,33	2P LAT SX 2 RLX 2 MOT					5070	2535		
1242		170	109	72	1,33	2P LAT DX 2 RLX 2 MOT					5070	2535		
1238		170	109	72	1,33	2P LAT SX RLX 2 MOT					4251	2126		
1237		170	109	72	1,33	2P LAT DX RLX 2 MOT					4251	2126		
1164		125	109	72	0,98	POL GRANDE LAT SX RLX 2 MOT					3350	1675		
1163		125	109	72	0,98	POL GRANDE LAT DX RLX 2 MOT					3350	1675		
1155		117	109	72	0,92	POL 2 CUSC LAT SX RLX 2 MOT					3165	1583		
1154		117	109	72	0,92	POL 2 CUSC LAT DX RLX 2 MOT					3165	1583		
1158		112	109	72	0,88	POL MAXI LAT SX RLX 2 MOT					3021	1511		
1157		112	109	72	0,88	POL MAXI LAT DX RLX 2 MOT					3021	1511		
1152		102	109	72	0,80	POL LAT SX RLX 2 MOT					2841	1421		
1151		102	109	72	0,80	POL LAT DX RLX 2 MOT					2841	1421		
1165		92	109	72	0,72	POL GRANDE CENTR RLX 2 MOT					2965	1482		

## NON SFODERABILE











COD.		L Larghezza (CM)	P Profondita' (CM)	H Altezza (CM)	MC Volume	HONEY	PELLE	PELLE	PELLE	PELLE	TESS	TESS	CASHMERE	CASHMERE
							B	B	C	C	B	B		
0179		74	85	85	0,53	POLT.GIREV GLIDER	1989	<b>993</b>	2080	<b>1040</b>	1744	<b>872</b>	1659	<b>829</b>
0164		74	82	87	0,53	POLTRONCINA	1731	<b>866</b>	1885	<b>942</b>	1540	<b>770</b>	1410	<b>705</b>
0801		53	53	40	0,11	POUF QUADRATO	960	<b>480</b>	1019	<b>510</b>	924	<b>462</b>	846	<b>422</b>
0823		53	53	39	0,11	POUF QUADRATO CON BASE	1120	<b>560</b>	1175	<b>588</b>	1080	<b>540</b>	1002	<b>501</b>

<i>COD.</i>		<b>L</b> Larghezza (CM)	<b>P</b> Profondita' (CM)	<b>H</b> Altezza (CM)	<b>MC</b> Volume	<b>HONEY SFODER</b>	PELLE B	PELLE B	PELLE C	PELLE C	TESS B	TESS B	CASHMERE	CASHMERE
0179		74	85	85	0,53	POLT.GIREV GLIDER					1816	<b>908</b>		
0164		74	82	87	0,53	POLTRONCINA					1577	<b>788</b>		
0801		53	53	40	0,11	POUF QUADRATO					938	<b>468</b>		
0823		53	53	39	0,11	POUF QUADRATO CON BASE					1087	<b>544</b>		


## NON SFODERABILE

COD.		L Larghezza (CM)	P Profondita' (CM)	H Altezza (CM)	MC Volume	JACLYN	PELLE B	PELLE B	PELLE C	PELLE C	TESS B	TESS B	CASHMERE	CASHMERE
0305		202	117	104	2,73	3 POSTI 2 CUSCINI	5367	<b>2685</b>	5616	<b>2808</b>	4515	<b>2256</b>	4120	<b>2060</b>
0345		202	117	104	2,73	3 POSTI 2 CUSCINI SX	5265	<b>2633</b>	5501	<b>2751</b>	4121	<b>2060</b>	3884	<b>1942</b>
0344		202	117	104	2,73	3 POSTI 2 CUSCINI DX	5265	<b>2633</b>	5501	<b>2751</b>	4121	<b>2060</b>	3884	<b>1942</b>
0308		202	117	104	2,73	3 POSTI 2 CUSCINI CENTRALE	5153	<b>2578</b>	5374	<b>2688</b>	4365	<b>2182</b>	4004	<b>2001</b>
0100		103	117	104	1,39	POLTRONA	2978	<b>1490</b>	3130	<b>1566</b>	2487	<b>1242</b>	2250	<b>1125</b>
0102		103	117	104	1,39	POLTRONA SX	2790	<b>1395</b>	2909	<b>1456</b>	2414	<b>1207</b>	2196	<b>1098</b>
0101		103	117	104	1,39	POLTRONA DX	2790	<b>1395</b>	2909	<b>1456</b>	2414	<b>1207</b>	2196	<b>1098</b>
0103		103	117	104	1,39	POLTRONA CENTRALE	2766	<b>1382</b>	2891	<b>1445</b>	2334	<b>1166</b>	2133	<b>1066</b>
0608		117	117	104	1,42	ANG QUADRO CON MECCANISMO	3533	<b>1767</b>	3656	<b>1828</b>	3093	<b>1546</b>	2852	<b>1426</b>
0851		116	116	33	0,44	POUF TAVOLINO	1320	<b>660</b>	1380	<b>691</b>	1119	<b>560</b>	1019	<b>510</b>
0801		117	117	43	0,59	POUF QUADRATO	1677	<b>838</b>	1754	<b>877</b>	1435	<b>717</b>	1299	<b>650</b>











COD.		L Larghezza (CM)	P Profondita' (CM)	H Altezza (CM)	MC Volume	JACLYNE SFODER	PELLE B	PELLE B	PELLE C	PELLE C	TESS B	TESS B	CASHMERE	CASHMERE
0305		202	117	104	2,73	3 POSTI 2 CUSCINI					4943	2471		
0345		202	117	104	2,73	3 POSTI 2 CUSCINI SX					4485	2243		
0344		202	117	104	2,73	3 POSTI 2 CUSCINI DX					4485	2243		
0308		202	117	104	2,73	3 POSTI 2 CUSCINI CENTRALE					4777	2389		
0100		103	117	104	1,39	POLTRONA					2717	1359		
0102		103	117	104	1,39	POLTRONA SX					2637	1319		
0101		103	117	104	1,39	POLTRONA DX					2637	1319		
0103		103	117	104	1,39	POLTRONA CENTRALE					2547	1273		
0608		117	117	104	1,42	ANG QUADRO CON MECCANISMO					3435	1718		
0851		116	116	33	0,44	POUF TAVOLINO					1181	591		
0801		117	117	43	0,59	POUF QUADRATO					1572	785		

## NON SFODERABILE



COD.		L Larghezza (CM)	P Profondita' (CM)	H Altezza (CM)	M <sup>C</sup> Volume	L'EGO	PELLE	PELLE	PELLE	PELLE	TESS	TESS	CASHMERE	CASHMERE
							B	B	C	C	B	B		
0580		243	123	43	1,29	MODULO 4x8	3496	<b>1748</b>	3764	<b>1882</b>	3193	<b>1597</b>	2938	<b>1469</b>
0579		213	123	43	1,13	MODULO 4x7	3145	<b>1572</b>	3409	<b>1704</b>	2936	<b>1468</b>	2681	<b>1340</b>
0578		183	123	43	0,97	MODULO 4x6	2794	<b>1397</b>	3027	<b>1513</b>	2506	<b>1253</b>	2326	<b>1163</b>
0577		153	123	43	0,81	MODULO 4x5	2429	<b>1214</b>	2630	<b>1315</b>	2235	<b>1118</b>	2055	<b>1028</b>
0576		123	123	43	0,65	MODULO 4x4	2077	<b>1039</b>	2248	<b>1124</b>	1945	<b>972</b>	1779	<b>890</b>
0575		243	93	43	0,97	MODULO 3x8	3021	<b>1511</b>	3265	<b>1632</b>	2775	<b>1388</b>	2563	<b>1282</b>
0574		213	93	43	0,85	MODULO 3x7	2703	<b>1352</b>	2922	<b>1461</b>	2530	<b>1265</b>	2318	<b>1159</b>
0573		183	93	43	0,73	MODULO 3x6	2375	<b>1187</b>	2566	<b>1283</b>	2146	<b>1073</b>	1995	<b>997</b>
0572		153	93	43	0,61	MODULO 3x5	2041	<b>1020</b>	2206	<b>1103</b>	1890	<b>945</b>	1739	<b>870</b>
0571		123	93	43	0,49	MODULO 3x4	1718	<b>859</b>	1857	<b>928</b>	1612	<b>806</b>	1476	<b>738</b>
0570		93	93	43	0,37	MODULO 3x3	1477	<b>738</b>	1588	<b>794</b>	1421	<b>711</b>	1300	<b>650</b>
0583		86	30	29	0,07	ELEMENTO DI SOSTEGNO "LARGE"	496	<b>248</b>	543	<b>272</b>	450	<b>225</b>	409	<b>204</b>
0582		71	30	29	0,06	ELEMENTO DI SOSTEGNO "MEDIUM"	469	<b>234</b>	499	<b>250</b>	438	<b>219</b>	397	<b>198</b>
0581		55	30	29	0,05	ELEMENTO DI SOSTEGNO "SMALL"	420	<b>210</b>	453	<b>227</b>	415	<b>208</b>	374	<b>187</b>
9991		50	50		0,00	CUSCINO CON RULLO	246	<b>123</b>	295	<b>147</b>	207	<b>104</b>	163	<b>81</b>
0059					0,00	TAVOLINO CON RUOTE	820	<b>410</b>						

## NON SFODERABILE

COD.		L <small>Larghezza (CM)</small>	P <small>Profondita' (CM)</small>	H <small>Altezza (CM)</small>	M <sup>C</sup> <small>Volume</small>	<b>L'EGO 2</b>	PELLE B	PELLE B	PELLE C	PELLE C	TESS B	TESS B	CASHMERE	CASHMERE
0580		243	123	43	1,29	MODULO 4x8	3218	<b>1609</b>	3513	<b>1757</b>	2915	<b>1458</b>	2660	<b>1330</b>
0579		213	123	43	1,13	MODULO 4x7	2867	<b>1433</b>	3131	<b>1565</b>	2658	<b>1329</b>	2402	<b>1201</b>
0578		183	123	43	0,97	MODULO 4x6	2515	<b>1258</b>	2748	<b>1374</b>	2228	<b>1114</b>	2048	<b>1024</b>
0577		153	123	43	0,81	MODULO 4x5	2150	<b>1075</b>	2352	<b>1176</b>	1957	<b>979</b>	1777	<b>888</b>
0576		123	123	43	0,65	MODULO 4x4	1799	<b>900</b>	1970	<b>985</b>	1666	<b>833</b>	1501	<b>750</b>
0575		243	93	43	0,97	MODULO 3x8	2743	<b>1372</b>	2987	<b>1493</b>	2497	<b>1249</b>	2285	<b>1143</b>
0574		213	93	43	0,85	MODULO 3x7	2425	<b>1213</b>	2644	<b>1322</b>	2252	<b>1126</b>	2040	<b>1020</b>
0573		183	93	43	0,73	MODULO 3x6	2096	<b>1048</b>	2288	<b>1144</b>	1868	<b>934</b>	1717	<b>858</b>
0572		153	93	43	0,61	MODULO 3x5	1763	<b>881</b>	1928	<b>964</b>	1612	<b>806</b>	1461	<b>731</b>
0571		123	93	43	0,49	MODULO 3x4	1439	<b>720</b>	1578	<b>789</b>	1334	<b>667</b>	1197	<b>599</b>
0570		93	93	43	0,37	MODULO 3x3	1199	<b>599</b>	1310	<b>655</b>	1143	<b>572</b>	1021	<b>511</b>
0583		86	30	29	0,07	ELEMENTO DI SOSTEGNO "LARGE"	496	<b>248</b>	543	<b>272</b>	450	<b>225</b>	409	<b>204</b>
0582		71	30	29	0,06	ELEMENTO DI SOSTEGNO "MEDIUM"	469	<b>234</b>	499	<b>250</b>	438	<b>219</b>	397	<b>198</b>
0581		55	30	29	0,05	ELEMENTO DI SOSTEGNO "SMALL"	420	<b>210</b>	453	<b>227</b>	415	<b>208</b>	374	<b>187</b>
9991		50	50		0,00	CUSCINO CON RULLO	246	<b>123</b>	295	<b>147</b>	207	<b>104</b>	163	<b>81</b>
0059					0,00	TAVOLINO CON RUOTE	820	<b>410</b>						

COD.		L Larghezza (CM)	P Profondita' (CM)	H Altezza (CM)	MC Volume	LAMPADE	PELLE B	PELLE B	PELLE C	PELLE C	TESS B	TESS B	CASHMERE	CASHMERE
7777					0,00	MORFEO	1101	551						
7776					0,00	BLACK DUCK	1427	714						
7775					0,00	PINOCCHIO	818	409						
7774					0,00	GEPPETTO	1212	606						

## NON SFODERABILE

COD.		<b>L</b> Larghezza (CM)	<b>P</b> Profondita' (CM)	<b>H</b> Altezza (CM)	<b>MC</b> Volume	<b>LIA</b>	PELLE B	PELLE B	PELLE C	PELLE C	TESS B	TESS B	CASHMERE	CASHMERE
0164		62	78	73	0,35	POLTRONCINA	1023	<b>512</b>	1082	<b>541</b>	950	<b>475</b>	880	<b>441</b>
0801		62	62	36	0,14	POUF QUADRATO	657	<b>328</b>	695	<b>347</b>	611	<b>306</b>	565	<b>283</b>
0900		38	43	88	0,14	SGABELLO	974	<b>487</b>	1005	<b>502</b>	964	<b>481</b>	917	<b>459</b>
0899		48	55	87	0,23	SEDIA	1011	<b>505</b>	1057	<b>528</b>	966	<b>482</b>	909	<b>455</b>

## NON SFODERABILE

COD.		<b>L</b> Larghezza (CM)	<b>P</b> Profondita' (CM)	<b>H</b> Altezza (CM)	<b>MC</b> Volume	<b>LUDO</b>	PELLE B	PELLE B	PELLE C	PELLE C	TESS B	TESS B	CASHMERE	CASHMERE
0164		73	76	73	0,41	POLTRONCINA	1360	<b>680</b>	1533	<b>767</b>	1174	<b>587</b>	1028	<b>514</b>
0123		73	76	73	0,41	POLTRONCINA GIREVOLE	1454	<b>727</b>	1628	<b>814</b>	1268	<b>634</b>	1122	<b>561</b>























<i>COD.</i>	<b>L</b> Larghezza (CM)	<b>P</b> Profondita' (CM)	<b>H</b> Altezza (CM)	<b>MC</b> Volume	<b>MALMO</b>	PELLE B	PELLE B	PELLE C	PELLE C	TESS B	TESS B	CASHMERE	CASHMERE
0900	<b>40</b>	<b>46</b>	<b>94</b>	<b>0,20</b>	SGABELLO	1052	<b>526</b>	1086	<b>544</b>	1018	<b>509</b>	975	<b>488</b>
0002				<b>0,00</b>	SCHIENA	159	<b>79</b>	172	<b>86</b>	141	<b>70</b>	123	<b>61</b>

## NON SFODERABILE

COD.		L Larghezza (CM)	P Profondita' (CM)	H Altezza (CM)	MC Volume	MARNI	PELLE	PELLE	PELLE	PELLE	TESS	TESS	CASHMERE	CASHMERE
							B	B	C	C	B	B		
0324		272	102	79	2,19	3 POSTI XL LIFT	6051	3025	6351	3176	5016	2509	4572	2286
0327		234	102	79	1,89	3 POSTI GRANDE LIFT	5588	2794	5824	2912	4708	2354	4332	2166
0330		216	102	79	1,74	3 POSTI 2 CUSC LIFT	5259	2630	5485	2742	4426	2212	4070	2035
0240		202	102	79	1,63	2 POSTI MAXI LIFT	4916	2458	5129	2564	4129	2064	3793	1897
0230		180	102	79	1,45	2 POSTI LIFT	4543	2272	4741	2372	3811	1904	3502	1750
0137		162	102	79	1,44	POLT XL LIFT	3416	1709	3609	1805	2797	1398	2521	1261
0140		108	102	79	0,87	POLTRONA LIFT	2864	1432	3038	1519	2326	1163	2089	1044
0326		246	102	79	1,98	3 POSTI XL LIFT LAT SX	5447	2723	5715	2858	4516	2257	4114	2057
0325		246	102	79	1,98	3 POSTI XL LIFT LAT DX	5447	2723	5715	2858	4516	2257	4114	2057
0329		208	102	79	1,68	3 POSTI GRANDE LIFT LAT SX	4844	2421	5050	2525	4076	2038	3747	1875
0328		208	102	79	1,68	3 POSTI GRANDE LIFT LAT DX	4844	2421	5050	2525	4076	2038	3747	1875
0332		190	102	79	1,53	3 POSTI 2 CUSC LIFT LAT SX	4716	2358	4906	2453	3992	1996	3681	1841
0331		190	102	79	1,53	3 POSTI 2 CUSC LIFT LAT DX	4716	2358	4906	2453	3992	1996	3681	1841
0242		176	102	79	1,42	2 POSTI MAXI LIFT LAT SX	4374	2187	4551	2276	3695	1847	3407	1704
0241		176	102	79	1,42	2 POSTI MAXI LIFT LAT DX	4374	2187	4551	2276	3695	1847	3407	1704
0232		154	102	79	1,24	2 POSTI LIFT LAT SX	3994	1997	4158	2078	3376	1688	3114	1557
0231		154	102	79	1,24	2 POSTI LIFT LAT DX	3994	1997	4158	2078	3376	1688	3114	1557
0139		136	102	79	1,10	POLT XL LIFT LAT SX	2937	1468	3089	1544	2420	1211	2194	1097
0138		136	102	79	1,10	POLT XL LIFT LAT DX	2937	1468	3089	1544	2420	1211	2194	1097
0173		117	102	79	0,94	POLT GRANDE LIFT LAT SX	2492	1246	2618	1309	2059	1029	1869	934
0172		117	102	79	0,94	POLT GRANDE LIFT LAT DX	2492	1246	2618	1309	2059	1029	1869	934

























## NON SFODERABILE

COD.		L Larghezza (CM)	P Profondita' (CM)	H Altezza (CM)	MC Volume	MARNI	PELLE B	PELLE B	PELLE C	PELLE C	TESS B	TESS B	CASHMERE	CASHMERE
0148		108	102	79	0,87	POLT 2 CUSC LIFT SX	2421	1212	2545	1272	2012	1007	1829	915
0147		108	102	79	0,87	POLT 2 CUSC LIFT DX	2421	1212	2545	1272	2012	1007	1829	915
0145		101	102	79	0,81	POLT MAXI LIFT SX	2556	1279	2663	1331	2163	1081	1993	996
0144		101	102	79	0,81	POLT MAXI LIFT DX	2556	1279	2663	1331	2163	1081	1993	996
0142		90	102	79	0,73	POLT LIFT LAT SX	2271	1135	2372	1185	1910	955	1751	876
0141		90	102	79	0,73	POLT LIFT LAT DX	2271	1135	2372	1185	1910	955	1751	876
0175		110	102	79	0,98	POLT XL LIFT CENTR	2519	1260	2633	1317	2112	1057	1936	969
0174		91	102	79	0,73	POLT GRANDE LIFT CENTR	2044	1022	2135	1067	1724	862	1580	791
0149		82	102	79	0,66	POLT 2 CUSC LIFT CENT	1974	987	2057	1028	1668	834	1535	768
0146		75	102	79	0,60	POLT MAXI LIFT CENTR	1901	951	1973	986	1616	808	1494	747
0143		64	102	79	0,52	POLT LIFT CENTRALE	1812	906	1870	935	1563	780	1449	725
0602		130	130	79	2,05	ANGOLO	3113	1556	3211	1605	2667	1334	2499	1251
0604		110	110	79	0,96	ANGOLO "A"(QUADRO)	2891	1444	3043	1521	2378	1188	2156	1078
0630		110	110	79	0,96	ANGOLO QUADRO LIFT	3563	1781	3666	1832	3082	1541	2890	1444
0798		165	102	79	1,33	POLT XL LIFT PEN.SX	3451	1725	3587	1793	2926	1463	2702	1352
0799		165	102	79	1,33	POLT XL LIFT PEN.DX	3451	1725	3587	1793	2926	1463	2702	1352
0797		146	102	79	1,18	POLT GRANDE LIFT PEN.SX	3278	1639	3407	1704	2778	1389	2567	1284
0796		146	102	79	1,18	POLT GRANDE LIFT PEN.DX	3278	1639	3407	1704	2778	1389	2567	1284
0795		137	102	79	1,10	POLT 2 CUSC LIFT PEN.SX	3147	1574	3262	1632	2678	1338	2485	1241
0794		137	102	79	1,10	POLT 2 CUSC LIFT PEN.DX	3147	1574	3262	1632	2678	1338	2485	1241
0793		130	102	79	1,05	POLT MAXI LIFT PEN.SX	3058	1530	3164	1582	2617	1308	2433	1217

## NON SFODERABILE

COD.		L Larghezza (CM)	P Profondita' (CM)	H Altezza (CM)	MC Volume	MARNI	PELLE B	PELLE B	PELLE C	PELLE C	TESS B	TESS B	CASHMERE	CASHMERE
0792		130	102	79	1,05	POLT MAXI LIFT PEN.DX	3058	1530	3164	1582	2617	1308	2433	1217
0791		119	102	79	0,96	POLT LIFT PEN.SX	2970	1484	3062	1531	2557	1279	2387	1193
0790		119	102	79	0,96	POLT LIFT PEN.DX	2970	1484	3062	1531	2557	1279	2387	1193
0687		136	160	79	1,72	DORMOSA XL LIFT LAT SX	3879	1939	3992	1996	3305	1652	3059	1530
0686		136	160	79	1,72	DORMOSA XL LIFT LAT DX	3879	1939	3992	1996	3305	1652	3059	1530
0685		117	160	79	1,48	DORMOSA GRANDE LIFT LAT SX	3684	1843	3825	1913	3141	1570	2906	1452
0684		117	160	79	1,48	DORMOSA GRANDE LIFT LAT DX	3684	1843	3825	1913	3141	1570	2906	1452
0693		108	160	79	1,36	DORMOSA 2 CUSC LIFT SX	3599	1798	3731	1866	3068	1534	2841	1421
0692		108	160	79	1,36	DORMOSA 2 CUSC LIFT DX	3599	1798	3731	1866	3068	1534	2841	1421
0691		101	160	79	1,28	DORMOSA MAXI LIFT LAT SX	3495	1747	3612	1806	3000	1500	2792	1396
0690		101	160	79	1,28	DORMOSA MAXI LIFT LAT DX	3495	1747	3612	1806	3000	1500	2792	1396
0689		90	160	79	1,14	DORMOSA LIFT LAT SX	3186	1592	3297	1648	2733	1366	2536	1268
0688		90	160	79	1,14	DORMOSA LIFT LAT DX	3186	1592	3297	1648	2733	1366	2536	1268
1397		272	102	79	2,19	3P XL 2 RLX 2 MOTORI	7887	3944	8197	4098	6691	3346	6183	3091
1383		234	102	79	1,89	3P GRANDE 2 RLX 2 MOTORI	7315	3657	7555	3777	6290	3146	5859	2929
1317		216	102	79	1,74	3P 2 CUSC 2 RLX 2 MOTORI	6932	3466	7162	3580	5958	2979	5553	2775
1239		202	102	79	1,63	2P MAXI 2 RLX 2 MOT	6580	3290	6792	3396	5666	2834	5282	2640
1244		180	102	79	1,45	2P 2 RLX 2 MOT	6201	3101	6396	3198	5349	2674	4991	2495
1148		162	102	79	1,44	POL XL RLX 2 MOT	4386	2193	4583	2291	3678	1840	3374	1687
1126		108	102	79	0,87	POLTRONA RLX 2 MOT	3612	1806	3746	1873	3076	1538	2848	1424
1399		272	102	79	2,19	3P XL 1 RLX SX 2 MOTORI	6984	3492	7292	3645	5869	2935	5391	2695




## NON SFODERABILE























COD.		L Larghezza (CM)	P Profondita' (CM)	H Altezza (CM)	MC Volume	MARNI	PELLE	PELLE	PELLE	PELLE	TESS	TESS	CASHMERE	CASHMERE
							B	B	C	C	B	B		
1398		272	102	79	2,19	3P XL 1 RLX DX 2 MOTORI	6984	<b>3492</b>	7292	<b>3645</b>	5869	<b>2935</b>	5391	<b>2695</b>
1385		234	102	79	1,89	3P GRANDE 1 RLX SX 2 MOTORI	6438	<b>3219</b>	6681	<b>3341</b>	5488	<b>2744</b>	5082	<b>2541</b>
1384		234	102	79	1,89	3P GRANDE 1 RLX DX 2 MOTORI	6438	<b>3219</b>	6681	<b>3341</b>	5488	<b>2744</b>	5082	<b>2541</b>
1374		216	102	79	1,74	3P 2 CUSC RLX SX 2 MOT	6078	<b>3040</b>	6307	<b>3153</b>	5174	<b>2587</b>	4790	<b>2394</b>
1373		216	102	79	1,74	3P 2 CUSC RLX DX 2 MOT	6078	<b>3040</b>	6307	<b>3153</b>	5174	<b>2587</b>	4790	<b>2394</b>
1218		202	102	79	1,63	2P MAXI RLX SX 2 MOT	5727	<b>2864</b>	5942	<b>2971</b>	4880	<b>2441</b>	4517	<b>2259</b>
1217		202	102	79	1,63	2P MAXI RLX DX 2 MOT	5727	<b>2864</b>	5942	<b>2971</b>	4880	<b>2441</b>	4517	<b>2259</b>
1236		180	102	79	1,45	2P RLX SX 2 MOT	5355	<b>2676</b>	5553	<b>2775</b>	4568	<b>2284</b>	4231	<b>2115</b>
1235		180	102	79	1,45	2P RLX DX 2 MOT	5834	<b>2917</b>	6018	<b>3009</b>	5034	<b>2517</b>	4697	<b>2348</b>
1325		246	102	79	1,98	3P XL LAT SX 2 RLX 2 MOT	7273	<b>3636</b>	7552	<b>3776</b>	6186	<b>3093</b>	5721	<b>2861</b>
1324		246	102	79	1,98	3P XL LAT DX 2 RLX 2 MOT	7273	<b>3636</b>	7552	<b>3776</b>	6186	<b>3093</b>	5721	<b>2861</b>
1387		208	102	79	1,68	3P GRANDE LAT SX 2 RLX 2 MOT	6830	<b>3416</b>	7033	<b>3516</b>	5906	<b>2952</b>	5522	<b>2761</b>
1386		208	102	79	1,68	3P GRANDE LAT DX 2 RLX 2 MOT	6830	<b>3416</b>	7033	<b>3516</b>	5906	<b>2952</b>	5522	<b>2761</b>
1357		190	102	79	1,53	3P 2 CUSC LAT SX 2 RLX 2 MOT	6435	<b>3218</b>	6627	<b>3314</b>	5573	<b>2788</b>	5212	<b>2605</b>
1356		190	102	79	1,53	3P 2 CUSC LAT DX 2 RLX 2 MOT	6435	<b>3218</b>	6627	<b>3314</b>	5573	<b>2788</b>	5212	<b>2605</b>
1241		176	102	79	1,42	2P MAXI LAT SX 2 RLX 2 MOT	6085	<b>3043</b>	6261	<b>3129</b>	5279	<b>2639</b>	4941	<b>2471</b>
1240		176	102	79	1,42	2P MAXI LAT DX 2 RLX 2 MOT	6085	<b>3043</b>	6261	<b>3129</b>	5279	<b>2639</b>	4941	<b>2471</b>
1243		154	102	79	1,24	2P LAT SX 2 RLX 2 MOT	5700	<b>2850</b>	5856	<b>2928</b>	4954	<b>2478</b>	4649	<b>2325</b>
1242		154	102	79	1,24	2P LAT DX 2 RLX 2 MOT	5700	<b>2850</b>	5856	<b>2928</b>	4954	<b>2478</b>	4649	<b>2325</b>
1327		246	102	79	1,98	3P XL LAT SX RLX 2 MOT	6377	<b>3189</b>	6648	<b>3324</b>	5374	<b>2688</b>	4944	<b>2472</b>
1326		246	102	79	1,98	3P XL LAT DX RLX 2 MOT	6377	<b>3189</b>	6648	<b>3324</b>	5374	<b>2688</b>	4944	<b>2472</b>

## NON SFODERABILE





COD.		L Larghezza (CM)	P Profondita' (CM)	H Altezza (CM)	MC Volume	MARNI	PELLE	PELLE	PELLE	PELLE	TESS	TESS	CASHMERE	CASHMERE
							B	B	C	C	B	B		
1389		208	102	79	1,68	3P GRANDE LAT SX RLX 2 MOT	5954	<b>2976</b>	6155	<b>3077</b>	5113	<b>2556</b>	4753	<b>2377</b>
1388		208	102	79	1,68	3P GRANDE LAT DX RLX 2 MOT	5954	<b>2976</b>	6155	<b>3077</b>	5113	<b>2556</b>	4753	<b>2377</b>
1335		190	102	79	1,53	3P 2 CUSC LAT SX RLX 2 MOT	5590	<b>2795</b>	5781	<b>2892</b>	4793	<b>2396</b>	4455	<b>2229</b>
1334		190	102	79	1,53	3P 2 CUSC LAT DX RLX 2 MOT	5590	<b>2795</b>	5781	<b>2892</b>	4793	<b>2396</b>	4455	<b>2229</b>
1246		176	102	79	1,42	2P MAXI LAT SX RLX 2MOT	5235	<b>2618</b>	5414	<b>2706</b>	4493	<b>2247</b>	4178	<b>2090</b>
1245		176	102	79	1,42	2P MAXI LAT DX RLX 2MOT	5235	<b>2618</b>	5414	<b>2706</b>	4493	<b>2247</b>	4178	<b>2090</b>
1238		154	102	79	1,24	2P LAT SX RLX 2 MOT	4853	<b>2426</b>	5012	<b>2506</b>	4178	<b>2090</b>	3889	<b>1945</b>
1237		154	102	79	1,24	2P LAT DX RLX 2 MOT	4853	<b>2426</b>	5012	<b>2506</b>	4178	<b>2090</b>	3889	<b>1945</b>
1150		136	102	79	1,21	POL XL LAT SX RLX 2 MOT	3859	<b>1929</b>	3971	<b>1986</b>	3262	<b>1632</b>	3008	<b>1505</b>
1149		136	102	79	1,21	POL XL LAT DX RLX 2 MOT	3859	<b>1929</b>	3971	<b>1986</b>	3262	<b>1632</b>	3008	<b>1505</b>
1164		117	102	79	0,94	POL GRANDE LAT SX RLX 2 MOT	3365	<b>1682</b>	3496	<b>1747</b>	2861	<b>1431</b>	2645	<b>1323</b>
1163		117	102	79	0,94	POL GRANDE LAT DX RLX 2 MOT	3365	<b>1682</b>	3496	<b>1747</b>	2861	<b>1431</b>	2645	<b>1323</b>
1155		108	102	79	0,87	POL 2 CUSC LAT SX RLX 2 MOT	3277	<b>1638</b>	3396	<b>1697</b>	2797	<b>1398</b>	2592	<b>1296</b>
1154		108	102	79	0,87	POL 2 CUSC LAT DX RLX 2 MOT	3277	<b>1638</b>	3396	<b>1697</b>	2797	<b>1398</b>	2592	<b>1296</b>
1158		101	102	79	0,81	POL MAXI LAT SX RLX 2 MOT	3409	<b>1704</b>	3511	<b>1755</b>	2949	<b>1474</b>	2757	<b>1378</b>
1157		101	102	79	0,81	POL MAXI LAT DX RLX 2 MOT	3409	<b>1704</b>	3511	<b>1755</b>	2949	<b>1474</b>	2757	<b>1378</b>
1152		90	102	79	0,73	POL LAT SX RLX 2 MOT	3116	<b>1558</b>	3215	<b>1608</b>	2690	<b>1344</b>	2513	<b>1257</b>
1151		90	102	79	0,73	POL LAT DX RLX 2 MOT	3116	<b>1558</b>	3215	<b>1608</b>	2690	<b>1344</b>	2513	<b>1257</b>
1166		110	102	79	0,98	POL XL CENTR RLX 2 MOT	3415	<b>1707</b>	3536	<b>1768</b>	2923	<b>1462</b>	2713	<b>1358</b>
1165		91	102	79	0,73	POL GRANDE CENTR RLX 2 MOT	2879	<b>1440</b>	2973	<b>1486</b>	2477	<b>1238</b>	2308	<b>1154</b>
1153		82	102	79	0,66	POL CENTR 2 CUSC RLX 2 MOT	2778	<b>1390</b>	2861	<b>1431</b>	2409	<b>1204</b>	2255	<b>1127</b>

## NON SFODERABILE























COD.		L Larghezza (CM)	P Profondità (CM)	H Altezza (CM)	MC Volume	MARNI	PELLE	PELLE	PELLE	PELLE	TESS	TESS	CASHMERE	CASHMERE
							B	B	C	C	B	B		
1156		75	102	79	0,60	POL MAXI CENT RLX 2 MOT	2709	<b>1356</b>	2780	<b>1390</b>	2360	<b>1181</b>	2216	<b>1109</b>
1159		64	102	79	0,52	POL CENT RLX 2 MOT	2618	<b>1309</b>	2675	<b>1338</b>	2298	<b>1150</b>	2170	<b>1084</b>
0801		75	75	57	0,32	POUF QUADRATO	1266	<b>633</b>	1303	<b>652</b>	1100	<b>550</b>	1030	<b>515</b>















COD.		L Larghezza (CM)	P Profondita' (CM)	H Altezza (CM)	MC Volume	MARNI SFODER	PELLE B	PELLE B	PELLE C	PELLE C	TESS B	TESS B	CASHMERE	CASHMERE
0324		272	102	79	2,19	3 POSTI XL LIFT					5531	2765		
0327		234	102	79	1,89	3 POSTI GRANDE LIFT					5144	2571		
0330		216	102	79	1,74	3 POSTI 2 CUSC LIFT					4823	2411		
0240		202	102	79	1,63	2 POSTI MAXI LIFT					4480	2240		
0230		180	102	79	1,45	2 POSTI LIFT					4117	2058		
0137		162	102	79	1,31	POLT XL LIFT					3078	1539		
0140		108	102	79	0,87	POLTRONA LIFT					2513	1257		
0329		208	102	79	1,68	3 POSTI GRANDE LIFT LAT SX					4469	2235		
0328		208	102	79	1,68	3 POSTI GRANDE LIFT LAT DX					4469	2235		
0332		190	102	79	1,53	3 POSTI 2 CUSC LIFT LAT SX					4368	2184		
0331		190	102	79	1,53	3 POSTI 2 CUSC LIFT LAT DX					4368	2184		
0242		176	102	79	1,42	2 POSTI MAXI LIFT LAT SX					4025	2012		
0241		176	102	79	1,42	2 POSTI MAXI LIFT LAT DX					4025	2012		
0232		154	102	79	1,24	2 POSTI LIFT LAT SX					3662	1830		
0231		154	102	79	1,24	2 POSTI LIFT LAT DX					3662	1830		
0139		136	102	79	1,10	POLT XL LIFT LAT SX					2669	1334		
0138		136	102	79	1,10	POLT XL LIFT LAT DX					2669	1334		
0173		117	102	79	0,94	POLT GRANDE LIFT LAT SX					2467	1233		
0172		117	102	79	0,94	POLT GRANDE LIFT LAT DX					2467	1233		
0148		108	102	79	0,87	POLT 2 CUSC LIFT SX					2412	1206		
0147		108	102	79	0,87	POLT 2 CUSC LIFT DX					2412	1206		

COD.		L Larghezza (CM)	P Profondita' (CM)	H Altezza (CM)	M <sup>C</sup> Volume	<b>MARNI SFODER</b>	PELLE B	PELLE B	PELLE C	PELLE C	TESS B	TESS B	CASHMERE	CASHMERE
0145		101	102	79	0,81	POLT MAXI LIFT SX					2353	1177		
0144		101	102	79	0,81	POLT MAXI LIFT DX					2353	1177		
0142		90	102	79	0,73	POLT LIFT LAT SX					2067	1034		
0141		90	102	79	0,73	POLT LIFT LAT DX					2067	1034		
0175		110	102	79	0,89	POLT XL LIFT CENTR					2349	1175		
0174		91	102	79	0,73	POLT GRANDE LIFT CENTR					1885	942		
0149		82	102	79	0,66	POLT 2 CUSC LIFT CENT					1825	913		
0146		75	102	79	0,60	POLT MAXI LIFT CENTR					1761	880		
0143		64	102	79	0,52	POLT LIFT CENTRALE					1693	847		
0604		110	110	79	0,96	ANGOLO "A"(QUADRO)					2734	1367		
0630		110	110	79	0,96	ANGOLO QUADRO LIFT					3399	1700		
0797		146	102	79	1,18	POLT GRANDE LIFT PEN.SX					3087	1543		
0796		146	102	79	1,18	POLT GRANDE LIFT PEN.DX					3087	1543		
0795		137	102	79	1,10	POLT 2 CUSC LIFT PEN.SX					2964	1481		
0794		137	102	79	1,10	POLT 2 CUSC LIFT PEN.DX					2964	1481		
0793		130	102	79	1,05	POLT MAXI LIFT PEN.SX					2887	1443		
0792		130	102	79	1,05	POLT MAXI LIFT PEN.DX					2887	1443		
0791		119	102	79	0,96	POLT LIFT PEN.SX					2811	1406		
0790		119	102	79	0,96	POLT LIFT PEN.DX					2811	1406		
0685		117	102	79	0,94	DORMOSA GRANDE LIFT LAT SX					3448	1724		
0684		117	102	79	0,94	DORMOSA GRANDE LIFT LAT DX					3448	1724		























COD.		L Larghezza (CM)	P Profondita' (CM)	H Altezza (CM)	M <sup>C</sup> Volume	MARNI SFODER	PELLE B	PELLE B	PELLE C	PELLE C	TESS B	TESS B	CASHMERE	CASHMERE
0693		108	102	79	0,87	DORMOSA 2 CUSC LIFT SX					3362	1681		
0692		108	102	79	0,87	DORMOSA 2 CUSC LIFT DX					3362	1681		
0691		101	102	79	0,81	DORMOSA MAXI LIFT LAT SX					3280	1640		
0690		101	102	79	0,81	DORMOSA MAXI LIFT LAT DX					3056	1528		
0689		90	102	79	0,73	DORMOSA LIFT LAT SX					2973	1486		
0688		90	102	79	0,73	DORMOSA LIFT LAT DX					2973	1486		
1397		272	102	79	2,19	3P XL 2 RLX 2 MOTORI					7271	3635		
1383		234	102	79	1,89	3P GRANDE 2 RLX 2 MOTORI					6702	3352		
1317		216	102	79	1,74	3P 2 CUSC 2 RLX 2 MOTORI					6329	3164		
1239		202	102	79	1,63	2P MAXI 2 RLX 2 MOT					5996	2998		
1244		180	102	79	1,45	2P 2 RLX 2 MOT					5630	2814		
1148		162	102	79	1,31	POL XL RLX 2 MOT					3944	1972		
1126		108	102	79	0,87	POLTRONA RLX 2 MOT					3234	1617		
1399		272	102	79	2,19	3P XL 1 RLX SX 2 MOTORI					6376	3188		
1398		272	102	79	2,19	3P XL 1 RLX DX 2 MOTORI					6376	3188		
1385		234	102	79	1,89	3P GRANDE 1 RLX SX 2 MOTORI					5915	2957		
1384		234	102	79	1,89	3P GRANDE 1 RLX DX 2 MOTORI					5915	2957		
1374		216	102	79	1,74	3P 2 CUSC RLX SX 2 MOT					5561	2781		
1373		216	102	79	1,74	3P 2 CUSC RLX DX 2 MOT					5561	2781		
1218		202	102	79	1,63	2P MAXI RLX SX 2 MOT					5223	2612		
1217		202	102	79	1,63	2P MAXI RLX DX 2 MOT					5223	2612		



COD.		L Larghezza (CM)	P Profondita' (CM)	H Altezza (CM)	M <sup>C</sup> Volume	MARNI SFODER	PELLE B	PELLE B	PELLE C	PELLE C	TESS B	TESS B	CASHMERE	CASHMERE
1236		180	102	79	1,45	2P RLX SX 2 MOT					4866	2433		
1235		180	102	79	1,45	2P RLX DX 2 MOT					4866	2433		
1387		208	102	79	1,68	3P GRANDE LAT SX 2 RLX 2 MOT					6296	3149		
1386		208	102	79	1,68	3P GRANDE LAT DX 2 RLX 2 MOT					6296	3149		
1357		190	102	79	1,53	3P 2 CUSC LAT SX 2 RLX 2 MOT					5922	2962		
1356		190	102	79	1,53	3P 2 CUSC LAT DX 2 RLX 2 MOT					5922	2962		
1241		176	102	79	1,42	2P MAXI LAT SX 2 RLX 2 MOT					5585	2793		
1240		176	102	79	1,42	2P MAXI LAT DX 2 RLX 2 MOT					5585	2793		
1243		154	102	79	1,24	2P LAT SX 2 RLX 2 MOT					5216	2607		
1242		154	102	79	1,24	2P LAT DX 2 RLX 2 MOT					5216	2607		
1389		208	102	79	1,68	3P GRANDE LAT SX RLX 2 MOT					5518	2759		
1388		208	102	79	1,68	3P GRANDE LAT DX RLX 2 MOT					5518	2759		
1335		190	102	79	1,53	3P 2 CUSC LAT SX RLX 2 MOT					5159	2581		
1334		190	102	79	1,53	3P 2 CUSC LAT DX RLX 2 MOT					5159	2581		
1246		176	102	79	1,42	2P MAXI LAT SX RLX 2MOT					4817	2409		
1245		176	102	79	1,42	2P MAXI LAT DX RLX 2MOT					4817	2409		
1238		154	102	79	1,24	2P LAT SX RLX 2 MOT					4455	2228		
1237		154	102	79	1,24	2P LAT DX RLX 2 MOT					4455	2228		
1150		136	102	79	1,10	POL XL LAT SX RLX 2 MOT					3635	1818		
1149		136	102	79	1,10	POL XL LAT DX RLX 2 MOT					3635	1818		
1164		117	102	79	0,94	POL GRANDE LAT SX RLX 2 MOT					3255	1627		

COD.		<b>L</b> Larghezza (CM)	<b>P</b> Profondita' (CM)	<b>H</b> Altezza (CM)	<b>MC</b> Volume	<b>MARNI SFODER</b>	PELLE B	PELLE B	PELLE C	PELLE C	TESS B	TESS B	CASHMERE	CASHMERE
1163		117	102	79	0,94	POL GRANDE LAT DX RLX 2 MOT					3255	1627		
1155		108	102	79	0,87	POL 2 CUSC LAT SX RLX 2 MOT					3180	1589		
1154		108	102	79	0,87	POL 2 CUSC LAT DX RLX 2 MOT					3180	1589		
1158		101	102	79	0,81	POL MAXI LAT SX RLX 2 MOT					3125	1563		
1157		101	102	79	0,81	POL MAXI LAT DX RLX 2 MOT					3125	1563		
1152		90	102	79	0,73	POL LAT SX RLX 2 MOT					2831	1415		
1151		90	102	79	0,73	POL LAT DX RLX 2 MOT					2831	1415		
1166		110	102	79	0,89	POL XL CENTR RLX 2 MOT					3145	1573		
1165		91	102	79	0,73	POL GRANDE CENTR RLX 2 MOT					2625	1314		
1153		82	102	79	0,66	POL CENTR 2 CUSC RLX 2 MOT					2551	1275		
1156		75	102	79	0,60	POL MAXI CENT RLX 2 MOT					2491	1245		
1159		64	102	79	0,52	POL CENT RLX 2 MOT					2416	1209		
0801		75	75	57	0,32	POUF QUADRATO					1184	593		

## NON SFODERABILE

COD.		L Larghezza (CM)	P Profondita' (CM)	H Altezza (CM)	M C Volume	MARTINE	PELLE	PELLE	PELLE	PELLE	TESS	TESS	CASHMERE	CASHMERE
							B	B	C	C	B	B		
0430		234	107	74	1,85	3P GRANDE	3949	1975	4389	2195	3549	1775	2952	1476
0305		208	107	74	1,65	3 POSTI 2 CUSCINI	3597	1798	4035	2018	3263	1632	2719	1360
0210		188	107	74	1,49	2 POSTI MAXI	3291	1645	3699	1849	2984	1492	2480	1239
0200		166	107	74	1,31	2 POSTI	2970	1485	3343	1672	2693	1345	2233	1117
0176		172	107	74	1,36	POLTRONA XL	2676	1338	3047	1524	2507	1254	2015	1008
0100		120	107	74	0,95	POLTRONA	2130	1065	2411	1206	1919	959	1581	792
0432		208	107	74	1,65	3 POSTI GRANDE SX	3465	1732	3845	1923	3110	1554	2594	1297
0431		208	107	74	1,65	3 POSTI GRANDE DX	3465	1732	3845	1923	3110	1554	2594	1297
0345		182	107	74	1,44	3 POSTI 2 CUSCINI SX	3131	1567	3470	1735	2820	1410	2356	1178
0344		182	107	74	1,44	3 POSTI 2 CUSCINI DX	3131	1567	3470	1735	2820	1410	2356	1178
0212		162	107	74	1,28	2 POSTI MAXI SX	2827	1413	3140	1570	2542	1270	2115	1058
0211		162	107	74	1,28	2 POSTI MAXI DX	2827	1413	3140	1570	2542	1270	2115	1058
0202		140	107	74	1,11	2 POSTI SX	2479	1239	2786	1392	2248	1124	1870	935
0201		140	107	74	1,11	2 POSTI DX	2479	1239	2786	1392	2248	1124	1870	935
0192		146	107	74	1,16	POLTRONA XL LAT SX	2197	1099	2500	1251	1976	987	1618	809
0191		146	107	74	1,16	POLTRONA XL LAT DX	2197	1099	2500	1251	1976	987	1618	809
0109		117	107	74	0,93	POLTRONA GRANDE SX	2089	1044	2313	1157	1879	939	1570	784
0108		117	107	74	0,93	POLTRONA GRANDE DX	2089	1044	2313	1157	1879	939	1570	784
0117		104	107	74	0,82	POLTRONA SX 2 CUSCINI	1892	946	2114	1058	1724	863	1440	721
0116		104	107	74	0,82	POLTRONA DX 2 CUSCINI	1892	946	2114	1058	1724	863	1440	721
0112		94	107	74	0,74	POLTRONA MAXI SX	1742	871	1951	976	1584	793	1322	661






















## NON SFODERABILE

COD.		L Larghezza (CM)	P Profondita' (CM)	H Altezza (CM)	MC Volume	MARTINE	PELLE	PELLE	PELLE	PELLE	TESS	TESS	CASHMERE	CASHMERE
							B	B	C	C	B	B		
0111		94	107	74	0,74	POLTRONA MAXI DX	1742	871	1951	976	1584	793	1322	661
0102		83	107	74	0,66	POLTRONA SX	1584	793	1776	887	1443	722	1203	601
0101		83	107	74	0,66	POLTRONA DX	1584	793	1776	887	1443	722	1203	601
0203		114	107	74	0,90	2 POSTI CENTRALE	1997	999	2236	1118	1813	907	1514	758
0193		120	107	74	0,95	POLTRONA XL CENT	1700	850	1933	967	1527	764	1252	626
0104		91	107	74	0,72	POLTRONA CENTRALE GRANDE	1584	793	1748	874	1436	719	1204	602
0115		78	107	74	0,62	POLTRONA CENTRALE 2 CUSCINI	1374	687	1531	765	1260	629	1056	528
0113		68	107	74	0,54	POLTRONA MAXI CENTRALE	1241	621	1381	692	1140	570	956	478
0103		57	107	74	0,45	POLTRONA CENTRALE	1086	544	1210	605	996	498	834	417
0602		136	136	74	1,44	ANGOLO	2035	1017	2240	1120	1843	921	1550	775
0608		115	115	74	0,98	ANG QUADRO CON MECCANISMO	2304	1153	2541	1270	2081	1041	1750	875
0773		224	115	74	1,91	ANGOLO POL PEN SX CON MECC	3701	1850	4112	2056	3321	1660	2763	1381
0772		224	115	74	1,91	ANGOLO POL PEN DX CON MECC	3701	1850	4112	2056	3321	1660	2763	1381
0883		203	126	74	1,89	ANG SAGOMATO POL PEN SX CON MECC	3675	1837	4047	2024	3347	1673	2727	1364
0882		203	126	74	1,89	ANG SAGOMATO POL PEN DX CON MECC	3675	1837	4047	2024	3347	1673	2727	1364
0718		161	107	74	1,27	POL XL PENISOLA SX	2341	1170	2615	1308	2094	1047	1730	865
0717		161	107	74	1,27	POL XL PENISOLA DX	2341	1170	2615	1308	2094	1047	1730	865
0738		132	107	74	1,05	POL GRANDE PEN SX	2083	1042	2309	1155	1879	939	1569	783
0737		132	107	74	1,05	POL GRANDE PEN DX	2083	1042	2309	1155	1879	939	1569	783
0716		119	107	74	0,94	POL 2 CUSCINI PENISOLA SX	2030	1015	2231	1116	1843	921	1553	776
0715		119	107	74	0,94	POL 2 CUSCINI PENISOLA DX	2030	1015	2231	1116	1843	921	1553	776






















## NON SFODERABILE

COD.		L Larghezza (CM)	P Profondita' (CM)	H Altezza (CM)	MC Volume	MARTINE	PELLE	PELLE	PELLE	PELLE	TESS	TESS	CASHMERE	CASHMERE
							B	B	C	C	B	B		
0714		109	107	74	0,86	POL MAXI PEN SX	1933	<b>967</b>	2121	<b>1060</b>	1760	<b>880</b>	1486	<b>744</b>
0713		109	107	74	0,86	POL MAXI PEN DX	1933	<b>967</b>	2121	<b>1060</b>	1760	<b>880</b>	1486	<b>744</b>
0712		98	107	74	0,78	POLTRONA PENISOLA SX	1845	<b>922</b>	2015	<b>1008</b>	1683	<b>842</b>	1431	<b>715</b>
0711		98	107	74	0,78	POLTRONA PENISOLA DX	1845	<b>922</b>	2015	<b>1008</b>	1683	<b>842</b>	1431	<b>715</b>
0771		126	155	74	1,45	TERMINALE TRAPEZIO SX	2415	<b>1209</b>	2709	<b>1356</b>	2197	<b>1099</b>	1829	<b>914</b>
0770		126	155	74	1,45	TERMINALE TRAPEZIO DX	2415	<b>1209</b>	2709	<b>1356</b>	2197	<b>1099</b>	1829	<b>914</b>
0891		126	163	74	1,60	DORMOSA XL LAT SX	2969	<b>1484</b>	3261	<b>1631</b>	2696	<b>1347</b>	2274	<b>1136</b>
0890		126	163	74	1,60	DORMOSA XL LAT DX	2969	<b>1484</b>	3261	<b>1631</b>	2696	<b>1347</b>	2274	<b>1136</b>
0789		117	163	74	1,41	DORMOSA GRANDE SX	2919	<b>1460</b>	3205	<b>1602</b>	2645	<b>1323</b>	2236	<b>1118</b>
0788		117	163	74	1,41	DORMOSA GRANDE DX	2919	<b>1460</b>	3205	<b>1602</b>	2645	<b>1323</b>	2236	<b>1118</b>
0697		104	163	74	1,32	DORMOSA 2 CUSCINI LAT SX	2763	<b>1381</b>	3014	<b>1507</b>	2523	<b>1262</b>	2147	<b>1074</b>
0696		104	163	74	1,32	DORMOSA 2 CUSCINI LAT DX	2763	<b>1381</b>	3014	<b>1507</b>	2523	<b>1262</b>	2147	<b>1074</b>
0705		94	163	74	1,19	DORMOSA MAXI SX	2647	<b>1323</b>	2876	<b>1438</b>	2426	<b>1213</b>	2070	<b>1035</b>
0704		94	163	74	1,19	DORMOSA MAXI DX	2647	<b>1323</b>	2876	<b>1438</b>	2426	<b>1213</b>	2070	<b>1035</b>
0701		83	163	74	1,05	DORMOSA SX	2367	<b>1183</b>	2583	<b>1291</b>	2165	<b>1082</b>	1839	<b>919</b>
0700		83	163	74	1,05	DORMOSA DX	2367	<b>1183</b>	2583	<b>1291</b>	2165	<b>1082</b>	1839	<b>919</b>
1440		234	107	74	1,85	3P GRANDE 2 RLX ELETTRICO	5603	<b>2801</b>	6088	<b>3044</b>	5144	<b>2571</b>	4389	<b>2195</b>
1445		234	107	74	1,85	3P GRANDE 1 RLX SX ELETTRICO	4877	<b>2439</b>	5345	<b>2672</b>	4439	<b>2219</b>	3753	<b>1877</b>
1444		234	107	74	1,85	3P GRANDE 1 RLX DX ELETTRICO	4877	<b>2439</b>	5345	<b>2672</b>	4439	<b>2219</b>	3753	<b>1877</b>
1342		208	107	74	1,65	3P 2 CUSC 2 RLX ELETTRICO	5001	<b>2500</b>	5629	<b>2814</b>	4762	<b>2381</b>	4073	<b>2036</b>
1341		208	107	74	1,65	3P 2 CUSC 1 RLX SX ELETTRICO	4495	<b>2248</b>	4961	<b>2481</b>	4137	<b>2069</b>	3508	<b>1753</b>























## NON SFODERABILE

COD.		L Larghezza (CM)	P Profondita' (CM)	H Altezza (CM)	MC Volume	MARTINE	PELLE	PELLE	PELLE	PELLE	TESS	TESS	CASHMERE	CASHMERE
							B	B	C	C	B	B		
1340		208	107	74	1,65	3P 2 CUSC 1 RLX DX ELETTRICO	4495	<b>2248</b>	4961	<b>2481</b>	4137	<b>2069</b>	3508	<b>1753</b>
1230		188	107	74	1,49	2P MAXI 2 RLX ELETTR	4894	<b>2447</b>	5345	<b>2671</b>	4534	<b>2267</b>	3887	<b>1944</b>
1216		188	107	74	1,49	2P MAXI 1 RLX SX ELETTRICO	4189	<b>2094</b>	4623	<b>2311</b>	3852	<b>1926</b>	3265	<b>1633</b>
1215		188	107	74	1,49	2P MAXI 1 RLX DX ELETTRICO	4189	<b>2094</b>	4623	<b>2311</b>	3852	<b>1926</b>	3265	<b>1633</b>
1220		166	107	74	1,31	2P 2 RELAX ELETTRICO	4572	<b>2285</b>	4985	<b>2492</b>	4243	<b>2122</b>	3641	<b>1821</b>
1206		166	107	74	1,31	2P 1 RLX SX ELETTRICO	3869	<b>1935</b>	4268	<b>2134</b>	3566	<b>1783</b>	3023	<b>1512</b>
1205		166	107	74	1,31	2P 1 RLX DX ELETTRICO	3869	<b>1935</b>	4268	<b>2134</b>	3566	<b>1783</b>	3023	<b>1512</b>
1147		172	107	74	1,36	POL XL RLX ELETTRICO	3454	<b>1727</b>	3855	<b>1927</b>	3149	<b>1575</b>	2638	<b>1319</b>
1120		120	107	74	0,95	POL RLX ELETTRICO	2871	<b>1436</b>	3173	<b>1586</b>	2638	<b>1320</b>	2234	<b>1117</b>
1448		208	107	74	1,65	3P GRANDE LAT SX 2 RLX ELETTRICO	5069	<b>2535</b>	5491	<b>2745</b>	4661	<b>2332</b>	3995	<b>1997</b>
1447		208	107	74	1,65	3P GRANDE LAT DX 2 RLX ELETTRICO	5069	<b>2535</b>	5491	<b>2745</b>	4661	<b>2332</b>	3995	<b>1997</b>
1442		208	107	74	1,65	3P GRANDE LAT SX RLX ELETTRICO	4386	<b>2193</b>	4793	<b>2396</b>	4008	<b>2004</b>	3399	<b>1699</b>
1441		208	107	74	1,65	3P GRANDE LAT DX RLX ELETTRICO	4386	<b>2193</b>	4793	<b>2396</b>	4008	<b>2004</b>	3399	<b>1699</b>
1378		182	107	74	1,44	3P 2 CUSC LAT SX 2 RLX ELETTRICO	4681	<b>2340</b>	5098	<b>2549</b>	4343	<b>2172</b>	3735	<b>1868</b>
1377		182	107	74	1,44	3P 2 CUSC LAT DX 2 RLX ELETTRICO	4681	<b>2340</b>	5098	<b>2549</b>	4343	<b>2172</b>	3735	<b>1868</b>
1339		182	107	74	1,44	3P 2 CUSC LAT SX RLX ELETTRICO	3979	<b>1989</b>	4376	<b>2188</b>	3673	<b>1836</b>	3123	<b>1562</b>
1338		182	107	74	1,44	3P 2 CUSC LAT DX RLX ELETTRICO	3979	<b>1989</b>	4376	<b>2188</b>	3673	<b>1836</b>	3123	<b>1562</b>
1228		162	107	74	1,28	2P MAXI SX 2 RLX ELETTRICO	4357	<b>2179</b>	4739	<b>2369</b>	4052	<b>2027</b>	3490	<b>1745</b>
1227		162	107	74	1,28	2P MAXI DX 2 RLX ELETTRICO	4357	<b>2179</b>	4739	<b>2369</b>	4052	<b>2027</b>	3490	<b>1745</b>
1232		162	107	74	1,28	2P MAXI LAT SX RLX ELETTRICO	3688	<b>1844</b>	4055	<b>2027</b>	3407	<b>1704</b>	2900	<b>1449</b>
1231		162	107	74	1,28	2P MAXI LAT DX RLX ELETTRICO	3688	<b>1844</b>	4055	<b>2027</b>	3407	<b>1704</b>	2900	<b>1449</b>

**NON SFODERABILE**















COD.		L Larghezza (CM)	P Profondita' (CM)	H Altezza (CM)	MC Volume	MARTINE	PELLE B	PELLE B	PELLE C	PELLE C	TESS B	TESS B	CASHMERE	CASHMERE
1225		140	107	74	1,11	2P LAT SX 2 RLX ELETTRICO	4038	2020	4384	2193	3755	1878	3242	1620
1224		140	107	74	1,11	2P LAT DX 2 RLX ELETTRICO	4038	2020	4384	2193	3755	1878	3242	1620
1222		140	107	74	1,11	2P LAT SX RLX ELETTRICO	3371	1685	3703	1851	3116	1558	2655	1327
1221		140	107	74	1,11	2P LAT DX RLX ELETTRICO	3371	1685	3703	1851	3116	1558	2655	1327
1137		146	107	74	1,16	POL XL LAT SX RLX ELETTRICO	2815	1408	3284	1642	2703	1352	2275	1137
1136		146	107	74	1,16	POL XL LAT DX RLX ELETTRICO	2815	1408	3284	1642	2703	1352	2275	1137
1135		117	107	74	0,93	POL GRANDE LAT SX RLX ELETTRICO	2801	1400	3044	1522	2571	1286	2195	1098
1134		117	107	74	0,93	POL GRANDE LAT DX RLX ELETTRICO	2801	1400	3044	1522	2571	1286	2195	1098
1143		104	107	74	0,82	POL 2 CUSC LAT SX RLX ELETTRICO	2603	1302	2846	1423	2413	1207	2067	1034
1142		104	107	74	0,82	POL 2 CUSC LAT DX RLX ELETTRICO	2603	1302	2846	1423	2413	1207	2067	1034
1125		94	107	74	0,74	POL RLX MAXI SX ELETTRICO	2447	1223	2671	1336	2267	1133	1944	972
1124		94	107	74	0,74	POL RLX MAXI DX ELETTRICO	2447	1223	2671	1336	2267	1133	1944	972
1122		83	107	74	0,66	POL RLX SX ELETTRICO	2285	1143	2492	1246	2122	1060	1821	911
1121		83	107	74	0,66	POL RLX DX ELETTRICO	2285	1143	2492	1246	2122	1060	1821	911
1138		120	107	74	0,95	POL XL CENT RLX ELETTRICO	2425	1213	2684	1341	2227	1113	1882	941
1433		91	107	74	0,72	POL GRANDE CENTR RLX ELETTRICO	2293	1148	2471	1235	2113	1057	1825	912
1162		78	107	74	0,62	POL 2 CUSC CENT RLX ELETTRICO	2076	1038	2252	1126	1930	966	1669	834
1128		68	107	74	0,54	POL MAXI CENT RLX ELETTRICO	1913	956	2067	1034	1785	894	1546	773
1118		57	107	74	0,45	POL CENT RLX ELETTRICO	1753	876	1892	946	1634	817	1420	710
0802		80	65	43	0,22	POUF RETTANGOLARE	1189	595	1263	631	1113	557	974	488

## NON SFODERABILE


COD.		L Larghezza (CM)	P Profondita' (CM)	H Altezza (CM)	MC Volume	MERIEM	PELLE B	PELLE B	PELLE C	PELLE C	TESS B	TESS B	CASHMERE	CASHMERE
0430		246	109	80	2,25	3P GRANDE	5865	<b>2933</b>	6072	<b>3037</b>	4984	<b>2492</b>	4481	<b>2240</b>
0305		226	109	80	2,07	3 POSTI 2 CUSCINI	5499	<b>2750</b>	5692	<b>2845</b>	4672	<b>2337</b>	4200	<b>2100</b>
0200		206	109	80	1,89	2 POSTI	4790	<b>2394</b>	5015	<b>2508</b>	4020	<b>2009</b>	3591	<b>1795</b>
0699		184	109	80	1,68	DIVANO DORMOSA SX	3772	<b>1886</b>	3827	<b>1914</b>	3222	<b>1612</b>	2904	<b>1451</b>
0698		184	109	80	1,68	DIVANO DORMOSA DX	3772	<b>1886</b>	3827	<b>1914</b>	3222	<b>1612</b>	2904	<b>1451</b>
0432		203	109	80	1,86	3 POSTI GRANDE SX	4987	<b>2493</b>	5181	<b>2591</b>	4268	<b>2134</b>	3855	<b>1927</b>
0431		203	109	80	1,86	3 POSTI GRANDE DX	4987	<b>2493</b>	5181	<b>2591</b>	4268	<b>2134</b>	3855	<b>1927</b>
0345		183	109	80	1,68	3 POSTI 2 CUSCINI SX	4603	<b>2302</b>	4783	<b>2391</b>	3943	<b>1971</b>	3551	<b>1776</b>
0344		183	109	80	1,68	3 POSTI 2 CUSCINI DX	4603	<b>2302</b>	4783	<b>2391</b>	3943	<b>1971</b>	3551	<b>1776</b>
0202		163	109	80	1,49	2 POSTI SX	4002	<b>2001</b>	4170	<b>2086</b>	3403	<b>1701</b>	3059	<b>1530</b>
0201		163	109	80	1,49	2 POSTI DX	4002	<b>2001</b>	4170	<b>2086</b>	3403	<b>1701</b>	3059	<b>1530</b>
0117		113	109	80	1,03	POLTRONA SX 2 CUSCINI	2770	<b>1386</b>	2892	<b>1445</b>	2349	<b>1175</b>	2108	<b>1054</b>
0116		113	109	80	1,03	POLTRONA DX 2 CUSCINI	2770	<b>1386</b>	2892	<b>1445</b>	2349	<b>1175</b>	2108	<b>1054</b>
0102		103	109	80	0,94	POLTRONA SX	2691	<b>1345</b>	2800	<b>1400</b>	2293	<b>1146</b>	2064	<b>1032</b>
0101		103	109	80	0,94	POLTRONA DX	2691	<b>1345</b>	2800	<b>1400</b>	2293	<b>1146</b>	2064	<b>1032</b>
0308		140	109	80	1,28	3 POSTI 2 CUSCINI CENTRALE	3253	<b>1626</b>	3389	<b>1694</b>	2767	<b>1384</b>	2489	<b>1244</b>
0203		120	109	80	1,10	2 POSTI CENTRALE	3080	<b>1540</b>	3196	<b>1598</b>	2645	<b>1323</b>	2393	<b>1196</b>
0115		70	109	80	0,64	POLTRONA CENTRALE 2 CUSCINI	2209	<b>1105</b>	2349	<b>1175</b>	1612	<b>806</b>	1461	<b>730</b>
0103		60	109	80	0,55	POLTRONA CENTRALE	1779	<b>888</b>	1832	<b>916</b>	1548	<b>774</b>	1412	<b>706</b>
0602		138	138	80	1,60	ANGOLO	3035	<b>1517</b>	3139	<b>1570</b>	2618	<b>1309</b>	2375	<b>1187</b>
0608		109	109	80	1,00	ANG QUADRO CON MECCANISMO	3222	<b>1611</b>	3339	<b>1670</b>	2767	<b>1384</b>	2506	<b>1254</b>



## NON SFODERABILE

COD.		L Larghezza (CM)	P Profondita' (CM)	H Altezza (CM)	MC Volume	MERIEM	PELLE	PELLE	PELLE	PELLE	TESS	TESS	CASHMERE	CASHMERE
							B	B	C	C	B	B		
0740		201	109	80	1,84	3P 2 CUSCINI PENISOLA SX	4226	<b>2112</b>	4389	<b>2195</b>	3615	<b>1808</b>	3264	<b>1633</b>
0739		201	109	80	1,84	3P 2 CUSCINI PENISOLA DX	4226	<b>2112</b>	4389	<b>2195</b>	3615	<b>1808</b>	3264	<b>1633</b>
0722		181	109	80	1,66	2 POSTI PENISOLA SX	3623	<b>1812</b>	3781	<b>1890</b>	3069	<b>1535</b>	2757	<b>1378</b>
0721		181	109	80	1,66	2 POSTI PENISOLA DX	3623	<b>1812</b>	3781	<b>1890</b>	3069	<b>1535</b>	2757	<b>1378</b>
0716		131	109	80	1,20	POL 2 CUSCINI PENISOLA SX	2851	<b>1426</b>	2944	<b>1472</b>	2474	<b>1236</b>	2248	<b>1124</b>
0715		131	109	80	1,20	POL 2 CUSCINI PENISOLA DX	2851	<b>1426</b>	2944	<b>1472</b>	2474	<b>1236</b>	2248	<b>1124</b>
0712		121	109	80	1,11	POLTRONA PENISOLA SX	2764	<b>1381</b>	2846	<b>1424</b>	2409	<b>1204</b>	2201	<b>1100</b>
0711		121	109	80	1,11	POLTRONA PENISOLA DX	2764	<b>1381</b>	2846	<b>1424</b>	2409	<b>1204</b>	2201	<b>1100</b>
0697		113	170	80	1,61	DORMOSA 2 CUSCINI LAT SX	3819	<b>1910</b>	3979	<b>1990</b>	3251	<b>1625</b>	2919	<b>1461</b>
0696		113	170	80	1,61	DORMOSA 2 CUSCINI LAT DX	3819	<b>1910</b>	3979	<b>1990</b>	3251	<b>1625</b>	2919	<b>1461</b>
0701		103	170	80	1,47	DORMOSA SX	3707	<b>1853</b>	3855	<b>1928</b>	3163	<b>1581</b>	2850	<b>1426</b>
0700		103	170	80	1,47	DORMOSA DX	3707	<b>1853</b>	3855	<b>1928</b>	3163	<b>1581</b>	2850	<b>1426</b>
0802		80	60	44	0,22	POUF RETTANGOLARE	1082	<b>541</b>	1112	<b>556</b>	951	<b>476</b>	873	<b>437</b>


## NON SFODERABILE

COD.		<b>L</b> Larghezza (CM)	<b>P</b> Profondita' (CM)	<b>H</b> Altezza (CM)	<b>MC</b> Volume	<b>MIRA</b>	PELLE B	PELLE B	PELLE C	PELLE C	TESS B	TESS B	CASHMERE	CASHMERE
1170		<b>81</b>	<b>88</b>	<b>110</b>	<b>0,78</b>	POL GIREV RLX 2 MOT	3086	<b>1542</b>	3334	<b>1668</b>	2837	<b>1419</b>	2658	<b>1329</b>

## NON SFODERABILE

COD.		L	P	H	MC	NAMY	PELLE	PELLE	PELLE	PELLE	TESS	TESS	CASHMERE	CASHMERE
		Larghezza (CM)	Profondita' (CM)	Altezza (CM)	Volume		B	B	C	C	B	B		
0164		69	76	74	0,39	POLTRONCINA	1464	<b>732</b>	1573	<b>787</b>	1239	<b>620</b>	1153	<b>577</b>
0200		125	76	74	0,70	2 POSTI	2216	<b>1108</b>	2355	<b>1178</b>	1981	<b>991</b>	1847	<b>923</b>
0801		62	62	36	0,14	POUF QUADRATO	680	<b>340</b>	721	<b>360</b>	635	<b>318</b>	586	<b>293</b>
0183		69	80	86	0,47	POLTRONCINA BERGERE	1554	<b>777</b>	1675	<b>838</b>	1325	<b>663</b>	1220	<b>610</b>























## NON SFODERABILE

COD.		<b>L</b> Larghezza (CM)	<b>P</b> Profondita' (CM)	<b>H</b> Altezza (CM)	<b>MC</b> Volume	<b>NORA</b>	PELLE B	PELLE B	PELLE C	PELLE C	TESS B	TESS B	CASHMERE	CASHMERE
1170		<b>83</b>	<b>76</b>	<b>108</b>	<b>0,75</b>	POL GIREV RLX 2 MOT	4806	<b>2403</b>	4996	<b>2497</b>	4478	<b>2239</b>	4298	<b>2148</b>

## NON SFODERABILE

COD.		<b>L</b> Larghezza (CM)	<b>P</b> Profondita' (CM)	<b>H</b> Altezza (CM)	<b>MC</b> Volume	<b>OSLO</b>	PELLE B	PELLE B	PELLE C	PELLE C	TESS B	TESS B	CASHMERE	CASHMERE
0164		<b>71</b>	<b>84</b>	<b>79</b>	<b>0,49</b>	POLTRONCINA	2230	<b>1115</b>	2259	<b>1129</b>	2026	<b>1013</b>	1927	<b>964</b>























## NON SFODERABILE

COD.		L Larghezza (CM)	P Profondita' (CM)	H Altezza (CM)	M <sup>C</sup> Volume	PUFFY	PELLE B	PELLE B	PELLE C	PELLE C	TESS B	TESS B	CASHMERE	CASHMERE
0430		224	88	88	1,73	3P GRANDE	3779	1890	4150	2075	3151	1575	2793	1396
0305		204	88	88	1,58	3 POSTI 2 CUSCINI	3263	1631	3564	1782	2752	1376	2464	1232
0210		184	88	88	1,42	2 POSTI MAXI	2906	1453	3183	1592	2436	1218	2171	1085
0200		150	88	88	1,16	2 POSTI	2508	1254	2751	1375	2103	1051	1868	934
0100		97	88	88	0,75	POLTRONA	1675	838	1852	926	1354	677	1194	597
0432		202	88	88	1,56	3 POSTI GRANDE SX	3196	1598	3486	1743	2702	1351	2427	1213
0431		202	88	88	1,56	3 POSTI GRANDE DX	3196	1598	3486	1743	2702	1351	2427	1213
0345		182	88	88	1,41	3 POSTI 2 CUSCINI SX	3038	1519	3295	1648	2600	1300	2352	1176
0344		182	88	88	1,41	3 POSTI 2 CUSCINI DX	3038	1519	3295	1648	2600	1300	2352	1176
0212		162	88	88	1,25	2 POSTI MAXI SX	2681	1341	2916	1458	2281	1140	2054	1027
0211		162	88	88	1,25	2 POSTI MAXI DX	2681	1341	2916	1458	2281	1140	2054	1027
0202		128	88	88	0,99	2 POSTI SX	2273	1136	2479	1239	1921	961	1727	863
0201		128	88	88	0,99	2 POSTI DX	2273	1136	2479	1239	1921	961	1727	863
0109		112	88	88	0,87	POLTRONA GRANDE SX	1769	885	1941	970	1481	740	1315	658
0108		112	88	88	0,87	POLTRONA GRANDE DX	1769	885	1941	970	1481	740	1315	658
0117		102	88	88	0,79	POLTRONA SX 2 CUSCINI	1683	842	1844	922	1421	710	1265	633
0116		102	88	88	0,79	POLTRONA DX 2 CUSCINI	1683	842	1844	922	1421	710	1265	633
0112		92	88	88	0,71	POLTRONA MAXI SX	1610	805	1759	880	1367	684	1220	610
0111		92	88	88	0,71	POLTRONA MAXI DX	1610	805	1759	880	1367	684	1220	610
0102		75	88	88	0,58	POLTRONA SX	1315	658	1445	723	1103	552	975	488
0101		75	88	88	0,58	POLTRONA DX	1315	658	1445	723	1103	552	975	488

## NON SFODERABILE




















COD.		L Larghezza (CM)	P Profondita' (CM)	H Altezza (CM)	M <sup>C</sup> Volume	PUFFY	PELLE B	PELLE B	PELLE C	PELLE C	TESS B	TESS B	CASHMERE	CASHMERE
0104		90	88	88	0,70	POLTRONA CENTRALE GRANDE	1340	<b>670</b>	1471	<b>735</b>	1123	<b>561</b>	995	<b>497</b>
0115		80	88	88	0,62	POLTRONA CENTRALE 2 CUSCINI	1259	<b>629</b>	1377	<b>689</b>	1066	<b>533</b>	946	<b>473</b>
0113		70	88	88	0,54	POLTRONA MAXI CENTRALE	1196	<b>598</b>	1304	<b>652</b>	1013	<b>506</b>	906	<b>453</b>
0103		53	88	88	0,41	POLTRONA CENTRALE	1071	<b>535</b>	1162	<b>581</b>	927	<b>463</b>	836	<b>418</b>
0738		177	88	88	1,37	POL GRANDE PEN SX	2090	<b>1045</b>	2284	<b>1142</b>	1758	<b>879</b>	1571	<b>786</b>
0737		177	88	88	1,37	POL GRANDE PEN DX	2090	<b>1045</b>	2284	<b>1142</b>	1758	<b>879</b>	1571	<b>786</b>
0716		167	88	88	1,29	POL 2 CUSCINI PENISOLA SX	2006	<b>1003</b>	2189	<b>1094</b>	1693	<b>846</b>	1518	<b>759</b>
0715		167	88	88	1,29	POL 2 CUSCINI PENISOLA DX	2006	<b>1003</b>	2189	<b>1094</b>	1693	<b>846</b>	1518	<b>759</b>
0714		157	88	88	1,22	POL MAXI PEN SX	1926	<b>963</b>	2098	<b>1049</b>	1631	<b>816</b>	1466	<b>733</b>
0713		157	88	88	1,22	POL MAXI PEN DX	1926	<b>963</b>	2098	<b>1049</b>	1631	<b>816</b>	1466	<b>733</b>
0712		140	88	88	1,08	POLTRONA PENISOLA SX	1805	<b>902</b>	1959	<b>979</b>	1555	<b>778</b>	1403	<b>701</b>
0711		140	88	88	1,08	POLTRONA PENISOLA DX	1805	<b>902</b>	1959	<b>979</b>	1555	<b>778</b>	1403	<b>701</b>
0762		205	109	88	1,59	ANG POL PEN DX	3329	<b>1665</b>	3598	<b>1799</b>	2872	<b>1436</b>	2616	<b>1308</b>
0763		205	109	88	1,59	ANG POL PEN SX	3329	<b>1665</b>	3598	<b>1799</b>	2872	<b>1436</b>	2616	<b>1308</b>
0602		109	109	88	1,05	ANGOLO	2171	<b>1085</b>	2336	<b>1168</b>	1895	<b>948</b>	1735	<b>868</b>
0699		179	88	88	1,39	DIVANO DORMOSA SX	2524	<b>1262</b>	2749	<b>1375</b>	2145	<b>1072</b>	1929	<b>965</b>
0698		179	88	88	1,39	DIVANO DORMOSA DX	2524	<b>1262</b>	2749	<b>1375</b>	2145	<b>1072</b>	1929	<b>965</b>
1440		224	88	88	1,73	3P GRANDE 2 RLX ELETTRICO	5007	<b>2504</b>	5380	<b>2690</b>	4380	<b>2190</b>	4022	<b>2011</b>
1444		224	88	88	1,73	3P GRANDE 1 RLX DX ELETTRICO	4329	<b>2164</b>	4688	<b>2344</b>	3694	<b>1847</b>	3358	<b>1679</b>
1445		224	88	88	1,73	3P GRANDE 1 RLX SX ELETTRICO	4329	<b>2164</b>	4688	<b>2344</b>	3694	<b>1847</b>	3358	<b>1679</b>
1342		204	88	88	1,58	3P 2 CUSC 2 RLX ELETTRICO	4662	<b>2331</b>	5011	<b>2505</b>	4063	<b>2031</b>	3732	<b>1866</b>

**NON SFODERABILE**


COD.		L Larghezza (CM)	P Profondità (CM)	H Altezza (CM)	MC Volume	PUFFY	PELLE B	PELLE B	PELLE C	PELLE C	TESS B	TESS B	CASHMERE	CASHMERE
1341		204	88	88	1,58	3P 2 CUSC 1 RLX SX ELETTRICO	4026	2013	4363	2181	3452	1726	3131	1566
1340		204	88	88	1,58	3P 2 CUSC 1 RLX DX ELETTRICO	4026	2013	4363	2181	3452	1726	3131	1566
1230		184	88	88	1,42	2P MAXI 2 RLX ELETTR	4253	2126	4575	2287	3715	1857	3404	1702
1216		184	88	88	1,42	2P MAXI 1 RLX SX ELETTRICO	3668	1834	3979	1989	3128	1564	2835	1418
1215		184	88	88	1,42	2P MAXI 1 RLX DX ELETTRICO	3668	1834	3979	1989	3128	1564	2835	1418
1220		150	88	88	1,16	2P 2 RELAX ELETTRICO	3888	1944	4172	2086	3405	1703	3135	1567
1206		150	88	88	1,16	2P 1 RLX SX ELETTRICO	3264	1632	3538	1769	2791	1396	2534	1267
1205		150	88	88	1,16	2P 1 RLX DX ELETTRICO	3264	1632	3538	1769	2791	1396	2534	1267
1120		97	88	88	0,75	POL RLX ELETTRICO	2208	1104	2394	1197	1884	942	1709	855
1448		202	88	88	1,56	3P GRANDE LAT SX 2 RLX ELETTRICO	4591	2296	4925	2462	4019	2010	3702	1851
1447		202	88	88	1,56	3P GRANDE LAT DX 2 RLX ELETTRICO	4591	2296	4925	2462	4019	2010	3702	1851
1442		202	88	88	1,56	3P GRANDE LAT SX RLX ELETTRICO	3963	1981	4283	2142	3410	1705	3107	1554
1441		202	88	88	1,56	3P GRANDE LAT DX RLX ELETTRICO	3963	1981	4283	2142	3410	1705	3107	1554
1378		182	88	88	1,41	3P 2 CUSC LAT SX 2 RLX ELETTRICO	4431	2215	4742	2371	3907	1954	3609	1805
1377		182	88	88	1,41	3P 2 CUSC LAT DX 2 RLX ELETTRICO	4431	2215	4742	2371	3907	1954	3609	1805
1338		182	88	88	1,41	3P 2 CUSC LAT DX RLX ELETTRICO	3791	1895	4086	2043	3282	1641	3002	1501
1339		182	88	88	1,41	3P 2 CUSC LAT SX RLX ELETTRICO	3791	1895	4086	2043	3282	1641	3002	1501
1228		162	88	88	1,25	2P MAXI SX 2 RLX ELETTRICO	4078	2039	4366	2183	3583	1792	3310	1655
1227		162	88	88	1,25	2P MAXI DX 2 RLX ELETTRICO	4078	2039	4366	2183	3583	1792	3310	1655
1232		162	88	88	1,25	2P MAXI LAT SX RLX ELETTRICO	3454	1727	3726	1863	3000	1500	2735	1367
1231		162	88	88	1,25	2P MAXI LAT DX RLX ELETTRICO	3454	1727	3726	1863	3000	1500	2735	1367





## NON SFODERABILE

COD.		L Larghezza (CM)	P Profondita' (CM)	H Altezza (CM)	MC Volume	PUFFY	PELLE B	PELLE B	PELLE C	PELLE C	TESS B	TESS B	CASHMERE	CASHMERE
1225		128	88	88	0,99	2P LAT SX 2 RLX ELETTRICO	3632	1816	3875	1938	3216	1608	2984	1492
1224		128	88	88	0,99	2P LAT DX 2 RLX ELETTRICO	3632	1816	3875	1938	3216	1608	2984	1492
1222		128	88	88	0,99	2P LAT SX RLX ELETTRICO	3015	1507	3246	1623	2618	1309	2398	1199
1221		128	88	88	0,99	2P LAT DX RLX ELETTRICO	3015	1507	3246	1623	2618	1309	2398	1199
1135		112	88	88	0,87	POL GRANDE LAT SX RLX ELETTRICO	2428	1214	2616	1308	2108	1054	1926	963
1134		112	88	88	0,87	POL GRANDE LAT DX RLX ELETTRICO	2428	1214	2616	1308	2108	1054	1926	963
1143		102	88	88	0,79	POL 2 CUSC LAT SX RLX ELETTRICO	2343	1171	2519	1260	2048	1024	1876	938
1142		102	88	88	0,79	POL 2 CUSC LAT DX RLX ELETTRICO	2343	1171	2519	1260	2048	1024	1876	938
1125		92	88	88	0,71	POL RLX MAXI SX ELETTRICO	2263	1132	2428	1214	1988	994	1827	914
1124		92	88	88	0,71	POL RLX MAXI DX ELETTRICO	2263	1132	2428	1214	1988	994	1827	914
1122		75	88	88	0,58	POL RLX SX ELETTRICO	1950	975	2093	1047	1707	854	1570	785
1121		75	88	88	0,58	POL RLX DX ELETTRICO	1950	975	2093	1047	1707	854	1570	785
1433		90	88	88	0,70	POL GRANDE CENTR RLX ELETTRICO	1988	994	2134	1067	1735	868	1597	799
1162		80	88	88	0,62	POL 2 CUSC CENT RLX ELETTRICO	1946	973	2091	1046	1670	835	1542	771
1128		70	88	88	0,54	POL MAXI CENT RLX ELETTRICO	1814	907	1936	968	1610	805	1490	745
1118		53	88	88	0,41	POL CENT RLX ELETTRICO	1767	884	1891	945	1511	756	1416	708
0801		80	80	39	0,25	POUF QUADRATO	1074	537	1192	596	876	438	763	382
0001		45	5	30	0,00	POGGIATESTA	149	75	170	85	131	66	104	52























## SFODERABILE

<i>COD.</i>		<b>L</b> Larghezza (CM)	<b>P</b> Profondita' (CM)	<b>H</b> Altezza (CM)	<b>MC</b> Volume	<b>QQ</b>	PELLE B	PELLE B	PELLE C	PELLE C	TESS B	TESS B	CASHMERE	CASHMERE
0196		68	81	71	0,39	POLTRONA/POUF					1780	<b>890</b>	1700	<b>850</b>























## NON SFODERABILE

COD.		<b>L</b> Larghezza (CM)	<b>P</b> Profondita' (CM)	<b>H</b> Altezza (CM)	<b>MC</b> Volume	<b>RANDY</b>	PELLE B	PELLE B	PELLE C	PELLE C	TESS B	TESS B	CASHMERE	CASHMERE
0164		70	93	91	0,59	POLTRONCINA	1511	<b>756</b>	1669	<b>834</b>	1345	<b>673</b>	1218	<b>608</b>
0123		70	93	91	0,59	POLTRONCINA GIREVOLE	1693	<b>847</b>	1855	<b>927</b>	1533	<b>767</b>	1405	<b>702</b>
0177		75	93	96	0,67	POLTRONCINA XL	1791	<b>896</b>	1964	<b>981</b>	1635	<b>817</b>	1491	<b>746</b>
0178		75	93	96	0,67	POLTRONCINA XL GIREVOLE	1974	<b>987</b>	2150	<b>1075</b>	1822	<b>911</b>	1678	<b>838</b>
0801		52	52	40	0,11	POUF QUADRATO	922	<b>461</b>	999	<b>499</b>	904	<b>452</b>	825	<b>412</b>























**NON SFODERABILE**

COD.		L Larghezza (CM)	P Profondita' (CM)	H Altezza (CM)	M <sup>C</sup> Volume	SAUVANNE	PELLE B	PELLE B	PELLE C	PELLE C	TESS B	TESS B	CASHMERE	CASHMERE
0430		242	110	76	2,02	3P GRANDE	4177	2089	4651	2325	3756	1879	3193	1597
0300		224	110	76	2,06	3 POSTI	4612	2306	5105	2552	4202	2101	3565	1783
0305		208	110	76	1,91	3 POSTI 2 CUSCINI	4137	2069	4583	2291	3681	1841	3130	1566
0210		188	110	76	1,73	2 POSTI MAXI	3812	1906	4233	2117	3429	1715	2909	1455
0200		166	110	76	1,53	2 POSTI	3435	1717	3820	1910	3077	1538	2611	1306
0100		108	110	76	0,99	POLTRONA	2246	1123	2517	1259	1944	972	1648	824
0432		217	110	76	1,81	3 POSTI GRANDE SX	3849	1925	4262	2131	3506	1753	3007	1503
0431		217	110	76	1,81	3 POSTI GRANDE DX	3849	1925	4262	2131	3506	1753	3007	1503
0302		199	110	76	1,83	3 POSTI SX	4191	2096	4611	2305	3897	1949	3305	1652
0301		199	110	76	1,83	3 POSTI DX	4191	2096	4611	2305	3897	1949	3305	1652
0345		183	110	76	1,68	3 POSTI 2 CUSCINI SX	3721	1860	4094	2047	3457	1728	2933	1467
0344		183	110	76	1,68	3 POSTI 2 CUSCINI DX	3721	1860	4094	2047	3457	1728	2933	1467
0212		163	110	76	1,50	2 POSTI MAXI SX	3365	1682	3707	1853	3115	1557	2642	1321
0211		163	110	76	1,50	2 POSTI MAXI DX	3365	1682	3707	1853	3115	1557	2642	1321
0202		141	110	76	1,30	2 POSTI SX	3014	1507	3325	1662	2772	1386	2352	1177
0201		141	110	76	1,30	2 POSTI DX	3014	1507	3325	1662	2772	1386	2352	1177
0109		121	110	76	1,01	POLTRONA GRANDE SX	2177	1088	2421	1212	1962	981	1670	834
0108		121	110	76	1,01	POLTRONA GRANDE DX	2177	1088	2421	1212	1962	981	1670	834
0117		104	110	76	0,96	POLTRONA SX 2 CUSCINI	2158	1079	2394	1196	1855	927	1576	788
0116		104	110	76	0,96	POLTRONA DX 2 CUSCINI	2158	1079	2394	1196	1855	927	1576	788
0112		94	110	76	0,86	POLTRONA MAXI SX	1954	977	2168	1084	1767	883	1497	749























## NON SFODERABILE

COD.		L Larghezza (CM)	P Profondita' (CM)	H Altezza (CM)	MC Volume	SAUVANNE	PELLE B	PELLE B	PELLE C	PELLE C	TESS B	TESS B	CASHMERE	CASHMERE
0111		94	110	76	0,86	POLTRONA MAXI DX	1954	<b>977</b>	2168	<b>1084</b>	1767	<b>883</b>	1497	<b>749</b>
0102		83	110	76	0,76	POLTRONA SX	1772	<b>885</b>	1968	<b>984</b>	1592	<b>797</b>	1352	<b>675</b>
0101		83	110	76	0,76	POLTRONA DX	1772	<b>885</b>	1968	<b>984</b>	1592	<b>797</b>	1352	<b>675</b>
0203		116	110	76	1,07	2 POSTI CENTRALE	2535	<b>1267</b>	2767	<b>1384</b>	2416	<b>1209</b>	2051	<b>1025</b>
0104		96	110	76	0,80	POLTRONA CENTRALE GRANDE	1855	<b>927</b>	2038	<b>1019</b>	1714	<b>857</b>	1486	<b>744</b>
0115		79	110	76	0,73	POLTRONA CENTRALE 2 CUSCINI	1710	<b>855</b>	1867	<b>934</b>	1654	<b>827</b>	1404	<b>702</b>
0113		69	110	76	0,63	POLTRONA MAXI CENTRALE	1528	<b>764</b>	1668	<b>834</b>	1459	<b>729</b>	1237	<b>619</b>
0103		58	110	76	0,53	POLTRONA CENTRALE	1343	<b>672</b>	1470	<b>734</b>	1279	<b>639</b>	1083	<b>542</b>
0602		137	137	76	1,57	ANGOLO	2164	<b>1082</b>	2384	<b>1192</b>	1971	<b>985</b>	1660	<b>830</b>
0608		117	117	76	1,14	ANG QUADRO CON MECCANISMO	2662	<b>1332</b>	2949	<b>1474</b>	2182	<b>1090</b>	2074	<b>1036</b>
0697		104	166	76	1,44	DORMOSA 2 CUSCINI LAT SX	2798	<b>1398</b>	3071	<b>1535</b>	2594	<b>1296</b>	2228	<b>1114</b>
0696		104	166	76	1,44	DORMOSA 2 CUSCINI LAT DX	2798	<b>1398</b>	3071	<b>1535</b>	2594	<b>1296</b>	2228	<b>1114</b>
0705		94	166	76	1,30	DORMOSA MAXI SX	2773	<b>1387</b>	3038	<b>1519</b>	2583	<b>1291</b>	2229	<b>1114</b>
0704		94	166	76	1,30	DORMOSA MAXI DX	2773	<b>1387</b>	3038	<b>1519</b>	2583	<b>1291</b>	2229	<b>1114</b>
0701		83	166	76	1,15	DORMOSA SX	2536	<b>1267</b>	2789	<b>1394</b>	2358	<b>1180</b>	2001	<b>1001</b>
0700		83	166	76	1,15	DORMOSA DX	2536	<b>1267</b>	2789	<b>1394</b>	2358	<b>1180</b>	2001	<b>1001</b>
0716		147	110	76	1,35	POL 2 CUSCINI PENISOLA SX	2460	<b>1230</b>	2706	<b>1354</b>	2248	<b>1124</b>	1936	<b>969</b>
0715		147	110	76	1,35	POL 2 CUSCINI PENISOLA DX	2460	<b>1230</b>	2706	<b>1354</b>	2248	<b>1124</b>	1936	<b>969</b>
0714		137	110	76	1,26	POL MAXI PEN SX	2345	<b>1172</b>	2565	<b>1283</b>	2194	<b>1097</b>	1857	<b>929</b>
0713		137	110	76	1,26	POL MAXI PEN DX	2345	<b>1172</b>	2565	<b>1283</b>	2194	<b>1097</b>	1857	<b>929</b>
0712		126	110	76	1,16	POLTRONA PENISOLA SX	2273	<b>1135</b>	2480	<b>1239</b>	2134	<b>1067</b>	1853	<b>926</b>








**NON SFODERABILE**

COD.		L Larghezza (CM)	P Profondita' (CM)	H Altezza (CM)	M <sup>C</sup> Volume	SAUVANNE	PELLE B	PELLE B	PELLE C	PELLE C	TESS B	TESS B	CASHMERE	CASHMERE
0711		126	110	76	1,16	POLTRONA PENISOLA DX	2273	<b>1135</b>	2480	<b>1239</b>	2134	<b>1067</b>	1853	<b>926</b>
1383		242	110	76	2,02	3P GRANDE 2 RLX 2 MOTORI	6203	<b>3102</b>	6803	<b>3402</b>	5741	<b>2870</b>	4998	<b>2498</b>
1385		242	110	76	2,02	3P GRANDE 1 RLX SX 2 MOTORI	5251	<b>2625</b>	5797	<b>2898</b>	4803	<b>2402</b>	4140	<b>2071</b>
1384		242	110	76	2,02	3P GRANDE 1 RLX DX 2 MOTORI	5251	<b>2625</b>	5797	<b>2898</b>	4803	<b>2402</b>	4140	<b>2071</b>
1359		224	110	76	2,06	3P 2 RLX 2 MOT	6715	<b>3357</b>	7315	<b>3657</b>	6486	<b>3244</b>	5501	<b>2752</b>
1372		224	110	76	2,06	3P RLX SX 2MOT	5811	<b>2906</b>	6363	<b>3181</b>	5511	<b>2756</b>	4673	<b>2337</b>
1371		224	110	76	2,06	3P RLX DX 2MOT	5811	<b>2906</b>	6363	<b>3181</b>	5511	<b>2756</b>	4673	<b>2337</b>
1317		208	110	76	1,91	3P 2 CUSC 2 RLX 2 MOTORI	6107	<b>3053</b>	6720	<b>3360</b>	5677	<b>2839</b>	4896	<b>2448</b>
1374		208	110	76	1,91	3P 2 CUSC RLX SX 2 MOT	5243	<b>2621</b>	5752	<b>2875</b>	4694	<b>2347</b>	4024	<b>2011</b>
1373		208	110	76	1,91	3P 2 CUSC RLX DX 2 MOT	5243	<b>2621</b>	5752	<b>2875</b>	4694	<b>2347</b>	4024	<b>2011</b>
1239		188	110	76	1,73	2P MAXI 2 RLX 2 MOT	5831	<b>2915</b>	6354	<b>3177</b>	5646	<b>2823</b>	4789	<b>2394</b>
1218		188	110	76	1,73	2P MAXI RLX SX 2 MOT	4869	<b>2436</b>	5346	<b>2672</b>	4589	<b>2295</b>	3891	<b>1946</b>
1217		188	110	76	1,73	2P MAXI RLX DX 2 MOT	4869	<b>2436</b>	5346	<b>2672</b>	4589	<b>2295</b>	3891	<b>1946</b>
1244		166	110	76	1,53	2P 2 RLX 2 MOT	5435	<b>2717</b>	5915	<b>2957</b>	5280	<b>2640</b>	4479	<b>2239</b>
1236		166	110	76	1,53	2P RLX SX 2 MOT	4489	<b>2244</b>	4925	<b>2462</b>	4235	<b>2117</b>	3591	<b>1795</b>
1235		166	110	76	1,53	2P RLX DX 2 MOT	4489	<b>2244</b>	4925	<b>2462</b>	4235	<b>2117</b>	3591	<b>1795</b>
1126		108	110	76	0,99	POLTRONA RLX 2 MOT	3618	<b>1809</b>	3947	<b>1974</b>	3477	<b>1739</b>	2948	<b>1474</b>
1387		217	110	76	1,81	3P GRANDE LAT SX 2 RLX 2 MOT	5856	<b>2928</b>	6395	<b>3197</b>	5478	<b>2739</b>	4798	<b>2400</b>
1386		217	110	76	1,81	3P GRANDE LAT DX 2 RLX 2 MOT	5856	<b>2928</b>	6395	<b>3197</b>	5478	<b>2739</b>	4798	<b>2400</b>
1389		217	110	76	1,81	3P GRANDE LAT SX RLX 2 MOT	4941	<b>2471</b>	5425	<b>2712</b>	4568	<b>2284</b>	3970	<b>1985</b>
1388		217	110	76	1,81	3P GRANDE LAT DX RLX 2 MOT	4941	<b>2471</b>	5425	<b>2712</b>	4568	<b>2284</b>	3970	<b>1985</b>

## NON SFODERABILE




















COD.		L Larghezza (CM)	P Profondita' (CM)	H Altezza (CM)	MC Volume	SAUVANNE	PELLE B	PELLE B	PELLE C	PELLE C	TESS B	TESS B	CASHMERE	CASHMERE
1307		199	110	76	1,83	3P LAT SX RLX 2MOT	5252	<b>2625</b>	5726	<b>2863</b>	5056	<b>2529</b>	4288	<b>2145</b>
1306		199	110	76	1,83	3P LAT DX RLX 2MOT	5252	<b>2625</b>	5726	<b>2863</b>	5056	<b>2529</b>	4288	<b>2145</b>
1357		183	110	76	1,53	3P 2 CUSC LAT SX 2 RLX 2 MOT	5362	<b>2682</b>	5843	<b>2920</b>	5056	<b>2529</b>	4436	<b>2217</b>
1356		183	110	76	1,53	3P 2 CUSC LAT DX 2 RLX 2 MOT	5362	<b>2682</b>	5843	<b>2920</b>	5056	<b>2529</b>	4436	<b>2217</b>
1335		183	110	76	1,68	3P 2 CUSC LAT SX RLX 2 MOT	4794	<b>2396</b>	5226	<b>2614</b>	4492	<b>2246</b>	3852	<b>1926</b>
1334		183	110	76	1,68	3P 2 CUSC LAT DX RLX 2 MOT	4794	<b>2396</b>	5226	<b>2614</b>	4492	<b>2246</b>	3852	<b>1926</b>
1241		163	110	76	1,36	2P MAXI LAT SX 2 RLX 2 MOT	5018	<b>2509</b>	5463	<b>2732</b>	4735	<b>2367</b>	4161	<b>2080</b>
1240		163	110	76	1,36	2P MAXI LAT DX 2 RLX 2 MOT	5018	<b>2509</b>	5463	<b>2732</b>	4735	<b>2367</b>	4161	<b>2080</b>
1246		163	110	76	1,50	2P MAXI LAT SX RLX 2MOT	4442	<b>2222</b>	4845	<b>2423</b>	4282	<b>2141</b>	3606	<b>1802</b>
1245		163	110	76	1,50	2P MAXI LAT DX RLX 2MOT	4442	<b>2222</b>	4845	<b>2423</b>	4282	<b>2141</b>	3606	<b>1802</b>
1243		141	110	76	1,18	2P LAT SX 2 RLX 2 MOT	4652	<b>2326</b>	5056	<b>2529</b>	4406	<b>2203</b>	3879	<b>1939</b>
1242		141	110	76	1,18	2P LAT DX 2 RLX 2 MOT	4652	<b>2326</b>	5056	<b>2529</b>	4406	<b>2203</b>	3879	<b>1939</b>
1238		141	110	76	1,30	2P LAT SX RLX 2 MOT	4062	<b>2031</b>	4426	<b>2212</b>	3918	<b>1959</b>	3323	<b>1661</b>
1237		141	110	76	1,30	2P LAT DX RLX 2 MOT	4062	<b>2031</b>	4426	<b>2212</b>	3918	<b>1959</b>	3323	<b>1661</b>
1164		121	110	76	1,01	POL GRANDE LAT SX RLX 2 MOT	3128	<b>1565</b>	3430	<b>1715</b>	2900	<b>1449</b>	2526	<b>1263</b>
1163		121	110	76	1,01	POL GRANDE LAT DX RLX 2 MOT	3128	<b>1565</b>	3430	<b>1715</b>	2900	<b>1449</b>	2526	<b>1263</b>
1155		104	110	76	0,96	POL 2 CUSC LAT SX RLX 2 MOT	3055	<b>1528</b>	3360	<b>1680</b>	2839	<b>1420</b>	2448	<b>1224</b>
1154		104	110	76	0,96	POL 2 CUSC LAT DX RLX 2 MOT	3055	<b>1528</b>	3360	<b>1680</b>	2839	<b>1420</b>	2448	<b>1224</b>
1158		94	110	76	0,86	POL MAXI LAT SX RLX 2 MOT	2915	<b>1459</b>	3178	<b>1588</b>	2822	<b>1411</b>	2394	<b>1197</b>
1157		94	110	76	0,86	POL MAXI LAT DX RLX 2 MOT	2915	<b>1459</b>	3178	<b>1588</b>	2822	<b>1411</b>	2394	<b>1197</b>
1152		83	110	76	0,76	POL LAT SX RLX 2 MOT	2717	<b>1360</b>	2958	<b>1479</b>	2640	<b>1320</b>	2239	<b>1120</b>









## NON SFODERABILE

COD.		<b>L</b> Larghezza (CM)	<b>P</b> Profondita' (CM)	<b>H</b> Altezza (CM)	<b>MC</b> Volume	<b>SAUVANNE</b>	PELLE B	PELLE B	PELLE C	PELLE C	TESS B	TESS B	CASHMERE	CASHMERE
1151		<b>83</b>	<b>110</b>	<b>76</b>	<b>0,76</b>	POL LAT DX RLX 2 MOT	2717	<b>1360</b>	2958	<b>1479</b>	2640	<b>1320</b>	2239	<b>1120</b>
1165		<b>96</b>	<b>110</b>	<b>76</b>	<b>0,80</b>	POL GRANDE CENTR RLX 2 MOT	2777	<b>1389</b>	3009	<b>1505</b>	2622	<b>1311</b>	2319	<b>1160</b>
1153		<b>79</b>	<b>110</b>	<b>76</b>	<b>0,73</b>	POL CENTR 2 CUSC RLX 2 MOT	2730	<b>1365</b>	2939	<b>1470</b>	2599	<b>1299</b>	2238	<b>1119</b>
1156		<b>69</b>	<b>110</b>	<b>76</b>	<b>0,63</b>	POL MAXI CENT RLX 2 MOT	2562	<b>1281</b>	2757	<b>1378</b>	2583	<b>1291</b>	2190	<b>1094</b>
1159		<b>58</b>	<b>110</b>	<b>76</b>	<b>0,53</b>	POL CENT RLX 2 MOT	2366	<b>1183</b>	2541	<b>1270</b>	2400	<b>1200</b>	2037	<b>1018</b>
0801		<b>85</b>	<b>85</b>	<b>44</b>	<b>0,35</b>	POUF QUADRATO	894	<b>447</b>	991	<b>496</b>	802	<b>401</b>	679	<b>341</b>

























## NON SFODERABILE

COD.		L Larghezza (CM)	P Profondita' (CM)	H Altezza (CM)	MC Volume	SELFY	PELLE B	PELLE B	PELLE C	PELLE C	TESS B	TESS B	CASHMERE	CASHMERE
0584		127	107	73	0,99	SEDUTA XL	2020	1010	2235	1117	1794	897	1610	805
0587		107	107	73	0,84	SEDUTA LARGE	1663	831	1846	923	1541	770	1383	692
0586		94	107	73	0,73	SEDUTA MEDIUM	1556	778	1719	860	1389	695	1248	624
0585		84	107	73	0,66	SEDUTA SMALL	1489	745	1639	820	1336	668	1207	603
0591		127	107	73	0,99	SEDUTA DORMOSA XL	2513	1257	2769	1384	2236	1118	2022	1011
0590		107	107	73	0,84	SEDUTA DORMOSA LARGE	2324	1162	2542	1271	2026	1013	1840	920
0589		94	107	73	0,73	SEDUTA DORMOSA MEDIUM	2201	1100	2396	1198	1930	965	1763	882
0588		84	107	73	0,66	SEDUTA DORMOSA SMALL	2104	1052	2282	1141	1846	923	1696	848
0595		127	107	73	0,99	SEDUTA XL RLX 2 MOT	2973	1487	3212	1606	2720	1360	2517	1259
0594		107	107	73	0,84	SEDUTA LARGE RLX 2 MOT	2560	1280	2767	1383	2343	1172	2167	1083
0593		94	107	73	0,73	SEDUTA MEDIUM RLX 2 MOT	2455	1227	2640	1320	2260	1130	2103	1051
0592		84	107	73	0,66	SEDUTA SMALL RLX 2 MOT	2398	1199	2566	1283	2222	1111	2079	1039
0596					0,00	FIANCO POLT DX	197	98	235	118	167	83	129	65
0597					0,00	FIANCO POLT SX	197	98	235	118	167	83	129	65
0598					0,00	FIANCO DORMOSA DX	266	133	323	161	213	106	161	80
0599					0,00	FIANCO DORMOSA SX	266	133	323	161	213	106	161	80
0801		95	95	40	0,36	POUF QUADRATO	861	430	962	481	838	419	716	358
0813		81	95	35	0,27	POUF TRAPEZ.	747	373	827	414	709	354	619	310

COD.		L Larghezza (CM)	P Profondità (CM)	H Altezza (CM)	MC Volume	SELFY	PELLE B	PELLE B	PELLE C	PELLE C	TESS B	TESS B	CASHMERE	CASHMERE
0051					0,00	SELFY ANGOLARE 95X95 H.40	794	<b>397</b>						
0052					0,00	SELFY 80X80 H.35	770	<b>385</b>						
0053					0,00	SELFY 50X50 H.52	646	<b>323</b>						
0056					0,00	SELFY 95X55 H.40	708	<b>354</b>						
0057					0,00	SELFY TRAPEZIO GRANDE	786	<b>393</b>						
0058					0,00	SELFY TRAPEZIO PICCOLO	745	<b>373</b>						
0054					0,00	SERVETTO ALTO 25X35 H.65	359	<b>180</b>						
0055					0,00	SERVETTO BASSO 25X35 H.52	343	<b>172</b>						

**NON SFODERABILE**

COD.		L Larghezza (CM)	P Profondita' (CM)	H Altezza (CM)	M <sup>C</sup> Volume	STEFANIE	PELLE B	PELLE B	PELLE C	PELLE C	TESS B	TESS B	CASHMERE	CASHMERE
0430		236	108	74	1,89	3P GRANDE	4087	2043	4531	2265	3558	1779	3139	1570
0305		210	108	74	1,68	3 POSTI 2 CUSCINI	3762	1882	4169	2085	3276	1638	2893	1445
0210		190	108	74	1,52	2 POSTI MAXI	3452	1726	3831	1917	2999	1499	2642	1322
0200		168	108	74	1,34	2 POSTI	3127	1564	3477	1739	2713	1357	2386	1193
0176		174	108	74	1,39	POLTRONA XL	3014	1507	3353	1677	2616	1308	2300	1150
0100		111	108	74	0,89	POLTRONA	2231	1116	2478	1238	1939	970	1707	854
0432		209	108	74	1,67	3 POSTI GRANDE SX	3563	1781	3936	1969	3111	1556	2753	1376
0431		209	108	74	1,67	3 POSTI GRANDE DX	3563	1781	3936	1969	3111	1556	2753	1376
0345		183	108	74	1,46	3 POSTI 2 CUSCINI SX	3237	1619	3577	1788	2829	1415	2505	1253
0344		183	108	74	1,46	3 POSTI 2 CUSCINI DX	3237	1619	3577	1788	2829	1415	2505	1253
0212		163	108	74	1,30	2 POSTI MAXI SX	2921	1462	3232	1617	2548	1273	2251	1126
0211		163	108	74	1,30	2 POSTI MAXI DX	2921	1462	3232	1617	2548	1273	2251	1126
0202		141	108	74	1,13	2 POSTI SX	2602	1302	2886	1443	2263	1131	1996	999
0201		141	108	74	1,13	2 POSTI DX	2602	1302	2886	1443	2263	1131	1996	999
0192		147	108	74	1,17	POLTRONA XL LAT SX	2492	1246	2764	1381	2069	1034	1857	929
0191		147	108	74	1,17	POLTRONA XL LAT DX	2492	1246	2764	1381	2069	1034	1857	929
0109		118	108	74	0,94	POLTRONA GRANDE SX	2147	1074	2376	1187	1877	938	1658	829
0108		118	108	74	0,94	POLTRONA GRANDE DX	2147	1074	2376	1187	1877	938	1658	829
0117		105	108	74	0,84	POLTRONA SX 2 CUSCINI	1984	991	2192	1095	1734	867	1533	767
0116		105	108	74	0,84	POLTRONA DX 2 CUSCINI	1984	991	2192	1095	1734	867	1533	767
0112		95	108	74	0,76	POLTRONA MAXI SX	1836	918	2035	1017	1599	800	1412	706
















## NON SFODERABILE

COD.		L Larghezza (CM)	P Profondita' (CM)	H Altezza (CM)	MC Volume	STEFANIE	PELLE	PELLE	PELLE	PELLE	TESS	TESS	CASHMERE	CASHMERE
							B	B	C	C	B	B		
0111		95	108	74	0,76	POLTRONA MAXI DX	1836	<b>918</b>	2035	<b>1017</b>	1599	<b>800</b>	1412	<b>706</b>
0102		84	108	74	0,67	POLTRONA SX	1672	<b>835</b>	1852	<b>926</b>	1456	<b>727</b>	1284	<b>642</b>
0101		84	108	74	0,67	POLTRONA DX	1672	<b>835</b>	1852	<b>926</b>	1456	<b>727</b>	1284	<b>642</b>
0203		114	108	74	0,91	2 POSTI CENTRALE	2068	<b>1034</b>	2282	<b>1141</b>	1811	<b>906</b>	1602	<b>802</b>
0193		120	108	74	0,96	POLTRONA XL CENT	1949	<b>974</b>	2151	<b>1076</b>	1703	<b>852</b>	1509	<b>755</b>
0104		91	108	74	0,73	POLTRONA CENTRALE GRANDE	1611	<b>805</b>	1770	<b>884</b>	1416	<b>708</b>	1260	<b>629</b>
0115		78	108	74	0,62	POLTRONA CENTRALE 2 CUSCINI	1456	<b>728</b>	1597	<b>799</b>	1279	<b>639</b>	1139	<b>569</b>
0113		68	108	74	0,54	POLTRONA MAXI CENTRALE	1289	<b>645</b>	1416	<b>708</b>	1134	<b>567</b>	1009	<b>504</b>
0103		57	108	74	0,46	POLTRONA CENTRALE	1124	<b>562</b>	1234	<b>617</b>	990	<b>496</b>	881	<b>441</b>
0602		139	139	74	1,43	ANGOLO	2263	<b>1131</b>	2460	<b>1230</b>	2033	<b>1017</b>	1778	<b>888</b>
0608		115	115	74	0,98	ANG QUADRO CON MECCANISMO	2376	<b>1187</b>	2574	<b>1287</b>	2118	<b>1059</b>	1905	<b>953</b>
0773		237	115	74	2,02	ANGOLO POL PEN SX CON MECC	3944	<b>1972</b>	4353	<b>2177</b>	3473	<b>1737</b>	3069	<b>1534</b>
0772		237	115	74	2,02	ANGOLO POL PEN DX CON MECC	3944	<b>1972</b>	4353	<b>2177</b>	3473	<b>1737</b>	3069	<b>1534</b>
0883		203	126	74	1,89	ANG SAGOMATO POL PEN SX CON MECC	3953	<b>1976</b>	4347	<b>2174</b>	3473	<b>1737</b>	3083	<b>1542</b>
0882		203	126	74	1,89	ANG SAGOMATO POL PEN DX CON MECC	3953	<b>1976</b>	4347	<b>2174</b>	3473	<b>1737</b>	3083	<b>1542</b>
0718		174	108	74	1,39	POL XL PENISOLA SX	2599	<b>1299</b>	2870	<b>1435</b>	2283	<b>1141</b>	1962	<b>981</b>
0717		174	108	74	1,39	POL XL PENISOLA DX	2599	<b>1299</b>	2870	<b>1435</b>	2273	<b>1136</b>	1962	<b>981</b>
0738		145	108	74	1,16	POL GRANDE PEN SX	2161	<b>1081</b>	2389	<b>1194</b>	1899	<b>950</b>	1677	<b>838</b>
0737		145	108	74	1,16	POL GRANDE PEN DX	2161	<b>1081</b>	2389	<b>1194</b>	1899	<b>950</b>	1677	<b>838</b>
0716		132	108	74	1,05	POL 2 CUSCINI PENISOLA SX	2124	<b>1061</b>	2325	<b>1163</b>	1879	<b>939</b>	1673	<b>836</b>
0715		132	108	74	1,05	POL 2 CUSCINI PENISOLA DX	2124	<b>1061</b>	2325	<b>1163</b>	1879	<b>939</b>	1673	<b>836</b>






















## NON SFODERABILE























COD.		L Larghezza (CM)	P Profondita' (CM)	H Altezza (CM)	MC Volume	STEFANIE	PELLE	PELLE	PELLE	PELLE	TESS	TESS	CASHMERE	CASHMERE
							B	B	C	C	B	B		
0714		122	108	74	0,98	POL MAXI PEN SX	2027	1014	2214	1108	1801	902	1608	804
0713		122	108	74	0,98	POL MAXI PEN DX	2027	1014	2214	1108	1801	902	1608	804
0712		111	108	74	0,89	POLTRONA PENISOLA SX	1938	970	2108	1055	1724	862	1545	772
0711		111	108	74	0,89	POLTRONA PENISOLA DX	1938	970	2108	1055	1724	862	1545	772
0771		127	155	74	1,46	TERMINALE TRAPEZIO SX	2555	1277	2826	1413	2234	1117	1972	986
0770		127	155	74	1,46	TERMINALE TRAPEZIO DX	2555	1277	2826	1413	2234	1117	1972	986
0891		127	163	74	1,53	DORMOSA XL LAT SX	3156	1578	3449	1725	2794	1396	2494	1247
0890		127	163	74	1,53	DORMOSA XL LAT DX	3156	1578	3449	1725	2794	1396	2494	1247
0789		118	163	74	1,42	DORMOSA GRANDE SX	3103	1550	3386	1692	2744	1372	2455	1227
0788		118	163	74	1,42	DORMOSA GRANDE DX	3103	1550	3386	1692	2744	1372	2455	1227
0697		105	163	74	1,27	DORMOSA 2 CUSCINI LAT SX	2946	1473	3196	1598	2628	1314	2361	1181
0696		105	163	74	1,27	DORMOSA 2 CUSCINI LAT DX	2946	1473	3196	1598	2628	1314	2361	1181
0705		95	163	74	1,15	DORMOSA MAXI SX	2829	1414	3058	1529	2530	1265	2282	1141
0704		95	163	74	1,15	DORMOSA MAXI DX	2829	1414	3058	1529	2530	1265	2282	1141
0701		84	163	74	1,01	DORMOSA SX	2534	1267	2747	1374	2265	1132	2035	1017
0700		84	163	74	1,01	DORMOSA DX	2534	1267	2747	1374	2265	1132	2035	1017
1440		236	108	74	1,89	3P GRANDE 2 RLX ELETTRICO	5763	2880	6257	3127	5116	2558	4601	2301
1445		236	108	74	1,89	3P GRANDE 1 RLX SX ELETTRICO	5030	2514	5503	2752	4435	2216	3959	1980
1444		236	108	74	1,89	3P GRANDE 1 RLX DX ELETTRICO	5030	2514	5503	2752	4435	2216	3959	1980
1342		210	108	74	1,68	3P 2 CUSC 2 RLX ELETTRICO	5232	2616	5778	2890	4748	2374	4274	2137
1341		210	108	74	1,68	3P 2 CUSC 1 RLX SX ELETTRICO	4685	2343	5117	2558	4138	2069	3701	1850

**NON SFODERABILE**























COD.		L Larghezza (CM)	P Profondita' (CM)	H Altezza (CM)	M <sup>C</sup> Volume	STEFANIE	PELLE B	PELLE B	PELLE C	PELLE C	TESS B	TESS B	CASHMERE	CASHMERE
1340		210	108	74	1,68	3P 2 CUSC 1 RLX DX ELETTRICO	4685	<b>2343</b>	5117	<b>2558</b>	4138	<b>2069</b>	3701	<b>1850</b>
1230		190	108	74	1,52	2P MAXI 2 RLX ELETTR	5088	<b>2545</b>	5511	<b>2756</b>	4530	<b>2265</b>	4082	<b>2041</b>
1216		190	108	74	1,52	2P MAXI 1 RLX SX ELETTRICO	4381	<b>2191</b>	4790	<b>2395</b>	3864	<b>1932</b>	3454	<b>1726</b>
1215		190	108	74	1,52	2P MAXI 1 RLX DX ELETTRICO	4381	<b>2191</b>	4790	<b>2395</b>	3864	<b>1932</b>	3454	<b>1726</b>
1220		168	108	74	1,34	2P 2 RELAX ELETTRICO	4747	<b>2374</b>	5132	<b>2565</b>	4231	<b>2115</b>	3820	<b>1910</b>
1206		168	108	74	1,34	2P 1 RLX SX ELETTRICO	4045	<b>2023</b>	4418	<b>2209</b>	3571	<b>1785</b>	3194	<b>1597</b>
1205		168	108	74	1,34	2P 1 RLX DX ELETTRICO	4045	<b>2023</b>	4418	<b>2209</b>	3571	<b>1785</b>	3194	<b>1597</b>
1147		174	108	74	1,39	POL XL RLX ELETTRICO	3792	<b>1896</b>	4161	<b>2080</b>	3329	<b>1666</b>	2969	<b>1484</b>
1120		111	108	74	0,89	POL RLX ELETTRICO	2952	<b>1476</b>	3213	<b>1607</b>	2615	<b>1308</b>	2348	<b>1174</b>
1448		209	108	74	1,67	3P GRANDE LAT SX 2 RLX ELETTRICO	5190	<b>2595</b>	5615	<b>2808</b>	4624	<b>2312</b>	4170	<b>2086</b>
1447		209	108	74	1,67	3P GRANDE LAT DX 2 RLX ELETTRICO	5190	<b>2595</b>	5615	<b>2808</b>	4624	<b>2312</b>	4170	<b>2086</b>
1442		209	108	74	1,67	3P GRANDE LAT SX RLX ELETTRICO	4491	<b>2246</b>	4897	<b>2449</b>	3974	<b>1988</b>	3561	<b>1780</b>
1441		209	108	74	1,67	3P GRANDE LAT DX RLX ELETTRICO	4491	<b>2246</b>	4897	<b>2449</b>	3974	<b>1988</b>	3561	<b>1780</b>
1378		183	108	74	1,46	3P 2 CUSC LAT SX 2 RLX ELETTRICO	4827	<b>2413</b>	5209	<b>2604</b>	4308	<b>2154</b>	3895	<b>1948</b>
1377		183	108	74	1,46	3P 2 CUSC LAT DX 2 RLX ELETTRICO	4827	<b>2413</b>	5209	<b>2604</b>	4308	<b>2154</b>	3895	<b>1948</b>
1339		183	108	74	1,46	3P 2 CUSC LAT SX RLX ELETTRICO	4157	<b>2078</b>	4522	<b>2261</b>	3683	<b>1842</b>	3306	<b>1653</b>
1338		183	108	74	1,46	3P 2 CUSC LAT DX RLX ELETTRICO	4157	<b>2078</b>	4522	<b>2261</b>	3683	<b>1842</b>	3306	<b>1653</b>
1228		163	108	74	1,30	2P MAXI SX 2 RLX ELETTRICO	4504	<b>2252</b>	4857	<b>2429</b>	4026	<b>2012</b>	3641	<b>1821</b>
1227		163	108	74	1,30	2P MAXI DX 2 RLX ELETTRICO	4504	<b>2252</b>	4857	<b>2429</b>	4026	<b>2012</b>	3641	<b>1821</b>
1232		163	108	74	1,30	2P MAXI LAT SX RLX ELETTRICO	3833	<b>1917</b>	4172	<b>2086</b>	3400	<b>1700</b>	3050	<b>1526</b>
1231		163	108	74	1,30	2P MAXI LAT DX RLX ELETTRICO	3833	<b>1917</b>	4172	<b>2086</b>	3400	<b>1700</b>	3050	<b>1526</b>

## NON SFODERABILE






















COD.		L Larghezza (CM)	P Profondita' (CM)	H Altezza (CM)	MC Volume	STEFANIE	PELLE	PELLE	PELLE	PELLE	TESS	TESS	CASHMERE	CASHMERE
							B	B	C	C	B	B		
1225		141	108	74	1,13	2P LAT SX 2 RLX ELETTRICO	4166	<b>2082</b>	4483	<b>2241</b>	3730	<b>1865</b>	3380	<b>1690</b>
1224		141	108	74	1,13	2P LAT DX 2 RLX ELETTRICO	4166	<b>2082</b>	4483	<b>2241</b>	3730	<b>1865</b>	3380	<b>1690</b>
1222		141	108	74	1,13	2P LAT SX RLX ELETTRICO	3498	<b>1748</b>	3801	<b>1899</b>	3107	<b>1553</b>	2791	<b>1395</b>
1221		141	108	74	1,13	2P LAT DX RLX ELETTRICO	3498	<b>1748</b>	3801	<b>1899</b>	3107	<b>1553</b>	2791	<b>1395</b>
1137		147	108	74	1,17	POL XL LAT SX RLX ELETTRICO	3248	<b>1623</b>	3547	<b>1774</b>	2858	<b>1429</b>	2521	<b>1261</b>
1136		147	108	74	1,17	POL XL LAT DX RLX ELETTRICO	3248	<b>1623</b>	3547	<b>1774</b>	2858	<b>1429</b>	2521	<b>1261</b>
1135		118	108	74	0,94	POL GRANDE LAT SX RLX ELETTRICO	2880	<b>1440</b>	3127	<b>1565</b>	2558	<b>1280</b>	2301	<b>1151</b>
1134		118	108	74	0,94	POL GRANDE LAT DX RLX ELETTRICO	2880	<b>1440</b>	3127	<b>1565</b>	2558	<b>1280</b>	2301	<b>1151</b>
1143		105	108	74	0,84	POL 2 CUSC LAT SX RLX ELETTRICO	2701	<b>1352</b>	2925	<b>1463</b>	2405	<b>1202</b>	2168	<b>1084</b>
1142		105	108	74	0,84	POL 2 CUSC LAT DX RLX ELETTRICO	2701	<b>1352</b>	2925	<b>1463</b>	2405	<b>1202</b>	2168	<b>1084</b>
1125		94	108	74	0,75	POL RLX MAXI SX ELETTRICO	2545	<b>1272</b>	2756	<b>1377</b>	2265	<b>1132</b>	2041	<b>1020</b>
1124		94	108	74	0,75	POL RLX MAXI DX ELETTRICO	2545	<b>1272</b>	2756	<b>1377</b>	2265	<b>1132</b>	2041	<b>1020</b>
1122		84	108	74	0,67	POL RLX SX ELETTRICO	2374	<b>1186</b>	2565	<b>1283</b>	2115	<b>1058</b>	1910	<b>955</b>
1121		84	108	74	0,67	POL RLX DX ELETTRICO	2374	<b>1186</b>	2565	<b>1283</b>	2115	<b>1058</b>	1910	<b>955</b>
1138		120	108	74	0,96	POL XL CENT RLX ELETTRICO	2681	<b>1340</b>	2913	<b>1458</b>	2376	<b>1188</b>	2135	<b>1067</b>
1433		91	108	74	0,73	POL GRANDE CENTR RLX ELETTRICO	2308	<b>1155</b>	2488	<b>1244</b>	2066	<b>1032</b>	1869	<b>935</b>
1162		78	108	74	0,62	POL 2 CUSC CENT RLX ELETTRICO	2126	<b>1062</b>	2283	<b>1142</b>	1903	<b>952</b>	1728	<b>864</b>
1128		68	108	74	0,54	POL MAXI CENT RLX ELETTRICO	1960	<b>980</b>	2102	<b>1051</b>	1761	<b>880</b>	1600	<b>801</b>
1118		57	108	74	0,46	POL CENT RLX ELETTRICO	1792	<b>897</b>	1918	<b>958</b>	1615	<b>807</b>	1470	<b>735</b>
0802		90	65	45	0,26	POUF RETTANGOLARE	1266	<b>633</b>	1337	<b>668</b>	1154	<b>576</b>	1062	<b>530</b>






















COD.		L Larghezza (CM)	P Profondita' (CM)	H Altezza (CM)	M <sup>C</sup> Volume	STEFANIE SFODER	PELLE B	PELLE B	PELLE C	PELLE C	TESS B	TESS B	CASHMERE	CASHMERE
0430		236	108	74	1,89	3P GRANDE					3991	1995		
0305		210	108	74	1,68	3 POSTI 2 CUSCINI					3671	1835		
0210		190	108	74	1,52	2 POSTI MAXI					3355	1677		
0200		168	108	74	1,34	2 POSTI					3027	1514		
0176		174	108	74	1,39	POLTRONA XL					2917	1459		
0100		111	108	74	0,89	POLTRONA					2143	1072		
0432		209	108	74	1,67	3 POSTI GRANDE SX					3508	1753		
0431		209	108	74	1,67	3 POSTI GRANDE DX					3508	1753		
0345		183	108	74	1,46	3 POSTI 2 CUSCINI SX					3188	1594		
0344		183	108	74	1,46	3 POSTI 2 CUSCINI DX					3188	1594		
0212		163	108	74	1,30	2 POSTI MAXI SX					2864	1432		
0211		163	108	74	1,30	2 POSTI MAXI DX					2864	1432		
0202		141	108	74	1,13	2 POSTI SX					2538	1269		
0201		141	108	74	1,13	2 POSTI DX					2538	1269		
0192		147	108	74	1,17	POLTRONA XL LAT SX					2313	1157		
0191		147	108	74	1,17	POLTRONA XL LAT DX					2313	1157		
0109		118	108	74	0,94	POLTRONA GRANDE SX					2098	1049		
0108		118	108	74	0,94	POLTRONA GRANDE DX					2098	1049		
0117		105	108	74	0,84	POLTRONA SX 2 CUSCINI					1935	968		
0116		105	108	74	0,84	POLTRONA DX 2 CUSCINI					1935	968		
0112		95	108	74	0,76	POLTRONA MAXI SX					1781	889		



COD.		L Larghezza (CM)	P Profondita' (CM)	H Altezza (CM)	M <sup>C</sup> Volume	STEFANIE SFODER	PELLE B	PELLE B	PELLE C	PELLE C	TESS B	TESS B	CASHMERE	CASHMERE
0111		95	108	74	0,76	POLTRONA MAXI DX					1781	889		
0102		84	108	74	0,67	POLTRONA SX					1617	808		
0101		84	108	74	0,67	POLTRONA DX					1617	808		
0203		114	108	74	0,91	2 POSTI CENTRALE					2049	1024		
0193		120	108	74	0,96	POLTRONA XL CENT					1928	964		
0104		91	108	74	0,73	POLTRONA CENTRALE GRANDE					1601	801		
0115		78	108	74	0,62	POLTRONA CENTRALE 2 CUSCINI					1441	721		
0113		68	108	74	0,54	POLTRONA MAXI CENTRALE					1279	639		
0103		57	108	74	0,46	POLTRONA CENTRALE					1114	557		
0602		139	139	74	1,43	ANGOLO					2296	1148		
0608		115	115	74	0,98	ANG QUADRO CON MECCANISMO					2365	1183		
0773		237	115	74	2,02	ANGOLO POL PEN SX CON MECC					3871	1935		
0772		237	115	74	2,02	ANGOLO POL PEN DX CON MECC					3871	1935		
0883		203	126	74	1,89	ANG SAGOMATO POL PEN SX CON MECC					3882	1940		
0882		203	126	74	1,89	ANG SAGOMATO POL PEN DX CON MECC					3882	1940		
0718		174	108	74	1,39	POL XL PENISOLA SX					2569	1285		
0717		174	108	74	1,39	POL XL PENISOLA DX					2558	1279		
0738		145	108	74	1,16	POL GRANDE PEN SX					2126	1063		
0737		145	108	74	1,16	POL GRANDE PEN DX					2126	1063		
0716		132	108	74	1,05	POL 2 CUSCINI PENISOLA SX					2104	1052		
0715		132	108	74	1,05	POL 2 CUSCINI PENISOLA DX					2104	1052		























COD.		L Larghezza (CM)	P Profondita' (CM)	H Altezza (CM)	M <sup>C</sup> Volume	STEFANIE SFODER	PELLE B	PELLE B	PELLE C	PELLE C	TESS B	TESS B	CASHMERE	CASHMERE
0714		122	108	74	0,98	POL MAXI PEN SX					2011	1007		
0713		122	108	74	0,98	POL MAXI PEN DX					2011	1007		
0712		111	108	74	0,89	POLTRONA PENISOLA SX					1919	959		
0711		111	108	74	0,89	POLTRONA PENISOLA DX					1919	959		
0771		127	155	74	1,46	TERMINALE TRAPEZIO SX					2503	1252		
0770		127	155	74	1,46	TERMINALE TRAPEZIO DX					2503	1252		
0891		127	163	74	1,53	DORMOSA XL LAT SX					3123	1562		
0890		127	163	74	1,53	DORMOSA XL LAT DX					3123	1562		
0789		118	163	74	1,42	DORMOSA GRANDE SX					3063	1532		
0788		118	163	74	1,42	DORMOSA GRANDE DX					3063	1532		
0697		105	163	74	1,27	DORMOSA 2 CUSCINI LAT SX					2922	1462		
0696		105	163	74	1,27	DORMOSA 2 CUSCINI LAT DX					2922	1462		
0705		95	163	74	1,15	DORMOSA MAXI SX					2807	1404		
0704		95	163	74	1,15	DORMOSA MAXI DX					2807	1404		
0701		84	163	74	1,01	DORMOSA SX					2503	1253		
0700		84	163	74	1,01	DORMOSA DX					2503	1253		
1440		236	108	74	1,89	3P GRANDE 2 RLX ELETTRICO					5416	2707		
1445		236	108	74	1,89	3P GRANDE 1 RLX SX ELETTRICO					4805	2403		
1444		236	108	74	1,89	3P GRANDE 1 RLX DX ELETTRICO					4805	2403		
1342		210	108	74	1,68	3P 2 CUSC 2 RLX ELETTRICO					5002	2500		
1341		210	108	74	1,68	3P 2 CUSC 1 RLX SX ELETTRICO					4475	2238		

COD.		L Larghezza (CM)	P Profondita' (CM)	H Altezza (CM)	M <sup>C</sup> Volume	STEFANIE SFODER	PELLE B	PELLE B	PELLE C	PELLE C	TESS B	TESS B	CASHMERE	CASHMERE
1340		210	108	74	1,68	3P 2 CUSC 1 RLX DX ELETTRICO					4475	2238		
1230		190	108	74	1,52	2P MAXI 2 RLX ELETTR					4767	2384		
1216		190	108	74	1,52	2P MAXI 1 RLX SX ELETTRICO					4165	2082		
1215		190	108	74	1,52	2P MAXI 1 RLX DX ELETTRICO					4166	2082		
1220		168	108	74	1,34	2P 2 RELAX ELETTRICO					4438	2219		
1206		168	108	74	1,34	2P 1 RLX SX ELETTRICO					3836	1918		
1205		168	108	74	1,34	2P 1 RLX DX ELETTRICO					3836	1918		
1147		174	108	74	1,39	POL XL RLX ELETTRICO					3522	1761		
1120		111	108	74	0,89	POL RLX ELETTRICO					2740	1370		
1448		209	108	74	1,67	3P GRANDE LAT SX 2 RLX ELETTRICO					4905	2453		
1447		209	108	74	1,67	3P GRANDE LAT DX 2 RLX ELETTRICO					4905	2453		
1442		209	108	74	1,67	3P GRANDE LAT SX RLX ELETTRICO					4308	2155		
1441		209	108	74	1,67	3P GRANDE LAT DX RLX ELETTRICO					4310	2155		
1378		183	108	74	1,46	3P 2 CUSC LAT SX 2 RLX ELETTRICO					4560	2280		
1377		183	108	74	1,46	3P 2 CUSC LAT DX 2 RLX ELETTRICO					4560	2280		
1339		183	108	74	1,46	3P 2 CUSC LAT SX RLX ELETTRICO					3981	1991		
1338		183	108	74	1,46	3P 2 CUSC LAT DX RLX ELETTRICO					3981	1991		
1228		163	108	74	1,30	2P MAXI SX 2 RLX ELETTRICO					4247	2124		
1227		163	108	74	1,30	2P MAXI DX 2 RLX ELETTRICO					4247	2124		
1232		163	108	74	1,30	2P MAXI LAT SX RLX ELETTRICO					3663	1831		
1231		163	108	74	1,30	2P MAXI LAT DX RLX ELETTRICO					3662	1831		























COD.		L Larghezza (CM)	P Profondita' (CM)	H Altezza (CM)	M <sup>C</sup> Volume	STEFANIE SFODER	PELLE B	PELLE B	PELLE C	PELLE C	TESS B	TESS B	CASHMERE	CASHMERE
1225		141	108	74	1,13	2P LAT SX 2 RLX ELETTRICO					3921	1960		
1224		141	108	74	1,13	2P LAT DX 2 RLX ELETTRICO					3921	1960		
1222		141	108	74	1,13	2P LAT SX RLX ELETTRICO					3332	1667		
1221		141	108	74	1,13	2P LAT DX RLX ELETTRICO					3332	1667		
1137		147	108	74	1,17	POL XL LAT SX RLX ELETTRICO					3033	1516		
1136		147	108	74	1,17	POL XL LAT DX RLX ELETTRICO					3033	1516		
1135		118	108	74	0,94	POL GRANDE LAT SX RLX ELETTRICO					2707	1355		
1134		118	108	74	0,94	POL GRANDE LAT DX RLX ELETTRICO					2707	1355		
1143		105	108	74	0,84	POL 2 CUSC LAT SX RLX ELETTRICO					2540	1270		
1142		105	108	74	0,84	POL 2 CUSC LAT DX RLX ELETTRICO					2540	1270		
1125		94	108	74	0,75	POL RLX MAXI SX ELETTRICO					2384	1192		
1124		94	108	74	0,75	POL RLX MAXI DX ELETTRICO					2384	1192		
1122		84	108	74	0,67	POL RLX SX ELETTRICO					2219	1110		
1121		84	108	74	0,67	POL RLX DX ELETTRICO					2219	1110		
1138		120	108	74	0,96	POL XL CENT RLX ELETTRICO					2534	1267		
1433		91	108	74	0,73	POL GRANDE CENTR RLX ELETTRICO					2198	1099		
1162		78	108	74	0,62	POL 2 CUSC CENT RLX ELETTRICO					2021	1011		
1128		68	108	74	0,54	POL MAXI CENT RLX ELETTRICO					1864	932		
1118		57	108	74	0,46	POL CENT RLX ELETTRICO					1702	851		
0802		90	65	45	0,26	POUF RETTANGOLARE					1230	616		

COD.		L Larghezza (CM)	P Profondita' (CM)	H Altezza (CM)	MC Volume	TAVO	PELLE B	PELLE B	PELLE C	PELLE C	TESS B	TESS B	CASHMERE	CASHMERE
0031		90	90	30	0,24	JUPITER D.90 H.30	535	<b>267</b>						
0032		60	60	38	0,14	SATURN D.60 H.38	373	<b>186</b>						
0033		40	40	48	0,09	URANUS D.45 H.48	348	<b>174</b>						
0034		30	30	58	0,05	NEPTUNE D.30 H.58	335	<b>168</b>						
0035		120	70	25	0,21	ECLIPSE D.120 H.25	632	<b>316</b>						
0036		83	83	32	0,22	PLECTRUM D.83 H.32	562	<b>281</b>						
0037		30	30	65	0,06	SERVETTO ALTO(PLANET)P.30 H.65	337	<b>168</b>						
0038		30	30	58	0,05	SERVETTO BASSO(PLANET)D.30 H.58	337	<b>168</b>						
0039		73	73	35	0,19	MAC BIG 73x73 H.35	713	<b>356</b>						
0040		55	55	50	0,15	MAC SMALL 55X55 H.50	632	<b>316</b>						
0041		124	80	40	0,40	SKYLINE BIANCO	1439	<b>719</b>						
0042		124	80	40	0,40	SKYLINE SABBIA	1102	<b>551</b>						























## NON SFODERABILE

COD.		L Larghezza (CM)	P Profondita' (CM)	H Altezza (CM)	MC Volume	TIFFANY	PELLE	PELLE	PELLE	PELLE	TESS	TESS	CASHMERE	CASHMERE
							B	B	C	C	B	B		
0324		288	100	80	2,30	3 POSTI XL LIFT	6051	3025	6351	3176	5172	2587	4477	2239
0327		232	100	80	1,86	3 POSTI GRANDE LIFT	5588	2794	5824	2912	4854	2427	4242	2122
0330		216	100	80	1,73	3 POSTI 2 CUSC LIFT	5259	2630	5485	2742	4562	2282	3986	1993
0240		198	100	80	1,58	2 POSTI MAXI LIFT	4916	2458	5129	2564	4257	2129	3716	1857
0230		176	100	80	1,41	2 POSTI LIFT	4543	2272	4741	2372	3928	1964	3429	1715
0137		168	100	80	1,34	POLT XL LIFT	3416	1709	3609	1805	2883	1441	2469	1234
0119		140	100	80	1,12	LOVESEAT LIFT	2965	1482	3095	1547	2569	1285	2238	1119
0140		112	100	80	0,90	POLTRONA LIFT	2864	1432	3038	1519	2398	1199	2045	1022
0329		208	100	80	1,66	3 POSTI GRANDE LIFT LAT SX	4844	2421	5050	2525	4202	2101	3671	1835
0328		208	100	80	1,66	3 POSTI GRANDE LIFT LAT DX	4844	2421	5050	2525	4202	2101	3671	1835
0332		192	100	80	1,54	3 POSTI 2 CUSC LIFT LAT SX	4716	2358	4906	2453	4116	2058	3606	1802
0331		192	100	80	1,54	3 POSTI 2 CUSC LIFT LAT DX	4716	2358	4906	2453	4116	2058	3606	1802
0242		174	100	80	1,39	2 POSTI MAXI LIFT LAT SX	4374	2187	4551	2276	3810	1904	3336	1669
0241		174	100	80	1,39	2 POSTI MAXI LIFT LAT DX	4374	2187	4551	2276	3810	1904	3336	1669
0232		152	100	80	1,22	2 POSTI LIFT LAT SX	3994	1997	4158	2078	3480	1740	3050	1525
0231		152	100	80	1,22	2 POSTI LIFT LAT DX	3994	1997	4158	2078	3480	1740	3050	1525
0139		144	100	80	1,15	POLT XL LIFT LAT SX	2937	1468	3089	1544	2495	1247	2148	1075
0138		144	100	80	1,15	POLT XL LIFT LAT DX	2937	1468	3089	1544	2495	1247	2148	1075
0173		116	100	80	0,93	POLT GRANDE LIFT LAT SX	2696	1347	2820	1410	2328	1164	2026	1013
0172		116	100	80	0,93	POLT GRANDE LIFT LAT DX	2696	1347	2820	1410	2328	1164	2026	1013
0148		108	100	80	0,86	POLT 2 CUSC LIFT SX	2628	1315	2743	1371	2281	1140	1989	995

**NON SFODERABILE**

COD.		L Larghezza (CM)	P Profondita' (CM)	H Altezza (CM)	MC Volume	TIFFANY	PELLE	PELLE	PELLE	PELLE	TESS	TESS	CASHMERE	CASHMERE
							B	B	C	C	B	B		
0147		108	100	80	0,86	POLT 2 CUSC LIFT DX	2628	1315	2743	1371	2281	1140	1989	995
0145		99	100	80	0,79	POLT MAXI LIFT SX	2556	1279	2663	1331	2230	1115	1952	976
0144		99	100	80	0,79	POLT MAXI LIFT DX	2556	1279	2663	1331	2230	1115	1952	976
0142		88	100	80	0,70	POLT LIFT LAT SX	2271	1135	2372	1185	1969	984	1716	857
0141		88	100	80	0,70	POLT LIFT LAT DX	2271	1135	2372	1185	1969	984	1716	857
0175		120	100	80	0,96	POLT XL LIFT CENTR	2519	1260	2633	1317	2179	1089	1896	949
0174		92	100	80	0,74	POLT GRANDE LIFT CENTR	2044	1022	2135	1067	1777	888	1547	773
0149		84	100	80	0,67	POLT 2 CUSC LIFT CENT	1974	987	2057	1028	1719	860	1503	752
0146		75	100	80	0,60	POLT MAXI LIFT CENTR	1901	951	1973	986	1667	833	1464	731
0143		64	100	80	0,51	POLT LIFT CENTRALE	1812	906	1870	935	1611	805	1420	710
0685		116	163	80	1,51	DORMOSA GRANDE LIFT LAT SX	3684	1843	3782	1891	3236	1619	2846	1423
0684		116	163	80	1,51	DORMOSA GRANDE LIFT LAT DX	3684	1843	3782	1891	3236	1619	2846	1423
0693		108	163	80	1,41	DORMOSA 2 CUSC LIFT SX	3599	1798	3731	1866	3162	1581	2783	1391
0692		108	163	80	1,41	DORMOSA 2 CUSC LIFT DX	3599	1798	3731	1866	3162	1581	2783	1391
0691		99	163	80	1,29	DORMOSA MAXI LIFT LAT SX	3495	1747	3612	1806	3093	1546	2734	1367
0690		99	163	80	1,29	DORMOSA MAXI LIFT LAT DX	3495	1747	3612	1806	3093	1546	2734	1367
0689		88	163	80	1,15	DORMOSA LIFT LAT SX	3186	1592	3297	1648	2816	1409	2484	1241
0688		88	163	80	1,15	DORMOSA LIFT LAT DX	3186	1592	3297	1648	2816	1409	2484	1241
0630		109	109	80	0,95	ANGOLO QUADRO LIFT	3563	1781	3666	1832	3178	1588	2829	1415
0604		109	109	80	0,95	ANGOLO "A"(QUADRO)	2891	1444	3043	1521	2451	1225	2111	1056
0797		150	100	80	1,20	POLT GRANDE LIFT PEN.SX	3278	1639	3407	1704	2864	1432	2514	1258

## NON SFODERABILE














COD.		L Larghezza (CM)	P Profondita' (CM)	H Altezza (CM)	MC Volume	TIFFANY	PELLE B	PELLE B	PELLE C	PELLE C	TESS B	TESS B	CASHMERE	CASHMERE
0796		150	100	80	1,20	POLT GRANDE LIFT PEN.DX	3278	1639	3407	1704	2864	1432	2514	1258
0795		142	100	80	1,14	POLT 2 CUSC LIFT PEN.SX	3147	1574	3262	1632	2761	1380	2433	1217
0794		142	100	80	1,14	POLT 2 CUSC LIFT PEN.DX	3147	1574	3262	1632	2761	1380	2433	1217
0793		133	100	80	1,06	POLT MAXI LIFT PEN.SX	3058	1530	3164	1582	2698	1349	2383	1191
0792		133	100	80	1,06	POLT MAXI LIFT PEN.DX	3058	1530	3164	1582	2698	1349	2383	1191
0791		122	100	80	0,98	POLT LIFT PEN.SX	2970	1484	3062	1531	2636	1319	2338	1169
0790		122	100	80	0,98	POLT LIFT PEN.DX	2970	1484	3062	1531	2636	1319	2338	1169
1397		288	100	80	2,30	3P XL 2 RLX 2 MOTORI	7887	3944	8197	4098	6898	3449	6056	3027
1383		232	100	80	1,86	3P GRANDE 2 RLX 2 MOTORI	7315	3657	7555	3777	6484	3243	5652	2826
1317		216	100	80	1,73	3P 2 CUSC 2 RLX 2 MOTORI	6932	3466	7162	3580	6142	3071	5438	2719
1239		198	100	80	1,58	2P MAXI 2 RLX 2 MOT	6580	3290	6792	3396	5842	2920	5172	2587
1244		176	100	80	1,41	2P 2 RLX 2 MOT	6201	3101	6396	3198	5514	2757	4888	2444
1148		168	100	80	1,34	POL XL RLX 2 MOT	4386	2193	4583	2291	3791	1896	3305	1652
1119		140	100	80	1,12	LOVESEAT RELAX 2 MOT	4017	2008	4180	2090	3503	1751	3069	1535
1126		112	100	80	0,90	POLTRONA RLX 2 MOT	3612	1806	3746	1873	3171	1585	2790	1394
1399		288	100	80	2,30	3P XL 1 RLX SX 2 MOTORI	6984	3492	7292	3645	6051	3025	5280	2639
1398		288	100	80	2,30	3P XL 1 RLX DX 2 MOTORI	6984	3492	7292	3645	6051	3025	5280	2639
1385		232	100	80	1,86	3P GRANDE 1 RLX SX 2 MOTORI	6438	3219	6681	3341	5658	2828	4977	2489
1384		232	100	80	1,86	3P GRANDE 1 RLX DX 2 MOTORI	6438	3219	6681	3341	5658	2828	4977	2489
1374		216	100	80	1,73	3P 2 CUSC RLX SX 2 MOT	6078	3040	6307	3153	5334	2667	4691	2345
1373		216	100	80	1,73	3P 2 CUSC RLX DX 2 MOT	6078	3040	6307	3153	5334	2667	4691	2345




**NON SFODERABILE**

COD.		L Larghezza (CM)	P Profondita' (CM)	H Altezza (CM)	MC Volume	TIFFANY	PELLE B	PELLE B	PELLE C	PELLE C	TESS B	TESS B	CASHMERE	CASHMERE
1218		198	100	80	1,58	2P MAXI RLX SX 2 MOT	5727	<b>2864</b>	5942	<b>2971</b>	5032	<b>2515</b>	4424	<b>2211</b>
1217		198	100	80	1,58	2P MAXI RLX DX 2 MOT	5727	<b>2864</b>	5942	<b>2971</b>	5032	<b>2515</b>	4424	<b>2211</b>
1236		176	100	80	1,41	2P RLX SX 2 MOT	5355	<b>2676</b>	5553	<b>2775</b>	4709	<b>2354</b>	4143	<b>2072</b>
1235		176	100	80	1,41	2P RLX DX 2 MOT	5355	<b>2676</b>	5553	<b>2775</b>	4709	<b>2354</b>	4143	<b>2072</b>
1387		208	100	80	1,66	3P GRANDE LAT SX 2 RLX 2 MOT	6830	<b>3416</b>	7033	<b>3516</b>	6088	<b>3044</b>	5408	<b>2704</b>
1386		208	100	80	1,66	3P GRANDE LAT DX 2 RLX 2 MOT	6830	<b>3416</b>	7033	<b>3516</b>	6088	<b>3044</b>	5408	<b>2704</b>
1357		192	100	80	1,54	3P 2 CUSC LAT SX 2 RLX 2 MOT	6435	<b>3218</b>	6627	<b>3314</b>	5746	<b>2873</b>	5105	<b>2552</b>
1356		192	100	80	1,54	3P 2 CUSC LAT DX 2 RLX 2 MOT	6435	<b>3218</b>	6627	<b>3314</b>	5746	<b>2873</b>	5105	<b>2552</b>
1241		174	100	80	1,39	2P MAXI LAT SX 2 RLX 2 MOT	6085	<b>3043</b>	6261	<b>3129</b>	5441	<b>2721</b>	4839	<b>2419</b>
1240		174	100	80	1,39	2P MAXI LAT DX 2 RLX 2 MOT	6085	<b>3043</b>	6261	<b>3129</b>	5441	<b>2721</b>	4839	<b>2419</b>
1243		152	100	80	1,22	2P LAT SX 2 RLX 2 MOT	5700	<b>2850</b>	5856	<b>2928</b>	5108	<b>2554</b>	4553	<b>2277</b>
1242		152	100	80	1,22	2P LAT DX 2 RLX 2 MOT	5700	<b>2850</b>	5856	<b>2928</b>	5108	<b>2554</b>	4553	<b>2277</b>
1389		208	100	80	1,66	3P GRANDE LAT SX RLX 2 MOT	5954	<b>2976</b>	6155	<b>3077</b>	5271	<b>2636</b>	4655	<b>2327</b>
1388		208	100	80	1,66	3P GRANDE LAT DX RLX 2 MOT	5954	<b>2976</b>	6155	<b>3077</b>	5271	<b>2636</b>	4655	<b>2327</b>
1335		192	100	80	1,54	3P 2 CUSC LAT SX RLX 2 MOT	5590	<b>2795</b>	5781	<b>2892</b>	4941	<b>2470</b>	4365	<b>2182</b>
1334		192	100	80	1,54	3P 2 CUSC LAT DX RLX 2 MOT	5590	<b>2795</b>	5781	<b>2892</b>	4941	<b>2470</b>	4365	<b>2182</b>
1246		174	100	80	1,39	2P MAXI LAT SX RLX 2MOT	5235	<b>2618</b>	5414	<b>2706</b>	4633	<b>2316</b>	4092	<b>2046</b>
1245		174	100	80	1,39	2P MAXI LAT DX RLX 2MOT	5235	<b>2618</b>	5414	<b>2706</b>	4633	<b>2316</b>	4092	<b>2046</b>
1238		152	100	80	1,22	2P LAT SX RLX 2 MOT	4853	<b>2426</b>	5012	<b>2506</b>	4307	<b>2154</b>	3810	<b>1904</b>
1237		152	100	80	1,22	2P LAT DX RLX 2 MOT	4853	<b>2426</b>	5012	<b>2506</b>	4307	<b>2154</b>	3810	<b>1904</b>
1150		144	100	80	1,21	POL XL LAT SX RLX 2 MOT	3859	<b>1929</b>	3971	<b>1986</b>	3363	<b>1682</b>	2946	<b>1473</b>

## NON SFODERABILE

COD.		L Larghezza (CM)	P Profondita' (CM)	H Altezza (CM)	MC Volume	TIFFANY	PELLE B	PELLE B	PELLE C	PELLE C	TESS B	TESS B	CASHMERE	CASHMERE
1149		144	100	80	1,21	POL XL LAT DX RLX 2 MOT	3859	<b>1929</b>	3971	<b>1986</b>	3363	<b>1682</b>	2946	<b>1473</b>
1164		116	100	80	0,93	POL GRANDE LAT SX RLX 2 MOT	3571	<b>1785</b>	3693	<b>1847</b>	3155	<b>1578</b>	2788	<b>1393</b>
1163		116	100	80	0,93	POL GRANDE LAT DX RLX 2 MOT	3571	<b>1785</b>	3693	<b>1847</b>	3155	<b>1578</b>	2788	<b>1393</b>
1155		108	100	80	0,86	POL 2 CUSC LAT SX RLX 2 MOT	3482	<b>1741</b>	3598	<b>1798</b>	3089	<b>1544</b>	2734	<b>1367</b>
1154		108	100	80	0,86	POL 2 CUSC LAT DX RLX 2 MOT	3482	<b>1741</b>	3598	<b>1798</b>	3089	<b>1544</b>	2734	<b>1367</b>
1158		99	100	80	0,79	POL MAXI LAT SX RLX 2 MOT	3409	<b>1704</b>	3511	<b>1755</b>	3040	<b>1520</b>	2700	<b>1350</b>
1157		99	100	80	0,79	POL MAXI LAT DX RLX 2 MOT	3409	<b>1704</b>	3511	<b>1755</b>	3040	<b>1520</b>	2700	<b>1350</b>
1152		88	100	80	0,70	POL LAT SX RLX 2 MOT	3116	<b>1558</b>	3215	<b>1608</b>	2772	<b>1386</b>	2460	<b>1230</b>
1151		88	100	80	0,70	POL LAT DX RLX 2 MOT	3116	<b>1558</b>	3215	<b>1608</b>	2772	<b>1386</b>	2460	<b>1230</b>
1166		120	100	80	0,96	POL XL CENTR RLX 2 MOT	3415	<b>1707</b>	3536	<b>1768</b>	3014	<b>1508</b>	2658	<b>1329</b>
1165		92	100	80	0,74	POL GRANDE CENTR RLX 2 MOT	2879	<b>1440</b>	2973	<b>1486</b>	2553	<b>1276</b>	2261	<b>1130</b>
1153		84	100	80	0,67	POL CENTR 2 CUSC RLX 2 MOT	2778	<b>1390</b>	2861	<b>1431</b>	2484	<b>1241</b>	2208	<b>1105</b>
1156		75	100	80	0,60	POL MAXI CENT RLX 2 MOT	2709	<b>1356</b>	2780	<b>1390</b>	2435	<b>1217</b>	2172	<b>1085</b>
1159		64	100	80	0,51	POL CENT RLX 2 MOT	2618	<b>1309</b>	2675	<b>1338</b>	2369	<b>1185</b>	2125	<b>1062</b>
0801		84	84	43	0,30	POUF QUADRATO	1266	<b>633</b>	1303	<b>652</b>	1133	<b>566</b>	1009	<b>504</b>

## MILANO2019

COD.		<b>L</b> Larghezza (CM)	<b>P</b> Profondita' (CM)	<b>H</b> Altezza (CM)	<b>MC</b> Volume	<b>TONDER</b>	PELLE B	PELLE B	PELLE C	PELLE C	TESS B	TESS B	CASHMERE	CASHMERE
0817		<b>50</b>		<b>50</b>	<b>0,13</b>	POUF TONDO CONTENITORE	794	<b>396</b>	854	<b>427</b>	672	<b>337</b>	620	<b>310</b>