


























































| <i>COD.</i> | W Width (CM) | D Depth (CM) | H Height (CM) | MC Volume | ACCESSORI | PELLE B | PELLE B | PELLE C | PELLE C | TESS B | TESS B | CASHMERE | CASHMERE |
|-------------|---------------------------|---------------------------|----------------------------|---------------------|------------------------------------|------------|------------|------------|------------|-----------|-----------|----------|----------|
| 8006 | | | | 0,00 | Carpet EGOPLAIN microfiber 300x200 | 744 | 372 | | | | | | |
| 8007 | | | | 0,00 | Carpet EGOPLAIN microfiber 240x160 | 568 | 284 | | | | | | |
| 8015 | | | | 0,00 | Carpet PLATINUM 300x200 | 956 | 478 | | | | | | |
| 8017 | | | | 0,00 | Carpet DecoDMOVE 230x160 | 956 | 478 | | | | | | |
| 8014 | | | | 0,00 | Ego Domotic | 389 | 194 | | | | | | |
| 8008 | | | | 0,00 | lithium battery | 373 | 186 | | | | | | |
| 8887 | | | | 0,00 | PLAID DECO | 478 | 239 | | | | | | |
















NON SFODERABILE

| COD. |  | W Width (CM) | D Depth (CM) | H Height (CM) | M ^C Volume | AN AIS | PELLE B | PELLE B | PELLE C | PELLE C | TESS B | TESS B | CASHMERE | CASHMERE |
|------|---|--------------------|--------------------|---------------------|--------------------------|----------------------------------|------------|------------|------------|------------|-----------|-----------|----------|----------|
| 0305 |  | 232 | 106 | 74 | 1,82 | 3 STR (2 CUSHIONS) | 4248 | 2125 | 4683 | 2341 | 3816 | 1907 | 3475 | 1738 |
| 0210 |  | 212 | 106 | 74 | 1,66 | 2 SEATER MAXI | 3935 | 1968 | 4181 | 2091 | 3529 | 1764 | 3213 | 1607 |
| 0200 |  | 192 | 106 | 74 | 1,51 | 2 SEATER | 3631 | 1816 | 4013 | 2006 | 3252 | 1626 | 2955 | 1478 |
| 0100 |  | 127 | 106 | 74 | 1,00 | ARMCHAIR | 2512 | 1256 | 2777 | 1389 | 2250 | 1125 | 2043 | 1022 |
| 0699 |  | 179 | 106 | 74 | 1,40 | LHF STANDING ALONE CHAISE LONGUE | 3014 | 1507 | 3314 | 1656 | 2707 | 1355 | 2472 | 1236 |
| 0698 |  | 179 | 106 | 74 | 1,40 | RHF STANDING ALONE CHAISE LONGUE | 3014 | 1507 | 3314 | 1656 | 2707 | 1355 | 2472 | 1236 |
| 0345 |  | 201 | 106 | 74 | 1,58 | 3 STR (2 CUSHIONS) 1 ARM LHF | 3649 | 1824 | 4012 | 2005 | 3280 | 1640 | 2995 | 1497 |
| 0344 |  | 201 | 106 | 74 | 1,58 | 3 STR (2 CUSHIONS) 1 ARM RHF | 3649 | 1824 | 4012 | 2005 | 3280 | 1640 | 2995 | 1497 |
| 0212 |  | 181 | 106 | 74 | 1,42 | 2 STR MAXI 1 ARM LHF | 3325 | 1663 | 3661 | 1830 | 2995 | 1497 | 2729 | 1364 |
| 0211 |  | 181 | 106 | 74 | 1,42 | 2 STR MAXI 1 ARM RHF | 3325 | 1663 | 3661 | 1830 | 2995 | 1497 | 2729 | 1364 |
| 0202 |  | 161 | 106 | 74 | 1,26 | 2 STR 1 ARM LHF | 3016 | 1509 | 3325 | 1663 | 2707 | 1354 | 2464 | 1232 |
| 0201 |  | 161 | 106 | 74 | 1,26 | 2 STR 1 ARM RHF | 3016 | 1509 | 3325 | 1663 | 2707 | 1354 | 2464 | 1232 |
| 0117 |  | 116 | 106 | 74 | 0,91 | CHAIR 1 ARM LHF (2CUSHIONS) | 2216 | 1109 | 2438 | 1219 | 1994 | 997 | 1820 | 910 |
| 0116 |  | 116 | 106 | 74 | 0,91 | CHAIR 1 ARM RHF (2CUSHIONS) | 2216 | 1109 | 2438 | 1219 | 1994 | 997 | 1820 | 910 |
| 0112 |  | 106 | 106 | 74 | 0,83 | MAXI ARMCHAIR 1 ARM LHF | 2161 | 1080 | 2364 | 1182 | 1950 | 975 | 1787 | 894 |
| 0111 |  | 106 | 106 | 74 | 0,83 | MAXI ARMCHAIR 1 ARM RHF | 2161 | 1080 | 2364 | 1182 | 1950 | 975 | 1787 | 894 |
| 0102 |  | 96 | 106 | 74 | 0,75 | ARMCHAIR 1 ARM LHF | 1911 | 956 | 2106 | 1053 | 1716 | 857 | 1563 | 781 |
| 0101 |  | 96 | 106 | 74 | 0,75 | ARMCHAIR 1 ARM RHF | 1911 | 956 | 2106 | 1053 | 1716 | 857 | 1563 | 781 |
| 0203 |  | 130 | 106 | 74 | 1,02 | ARMLESS 2 STR | 2394 | 1196 | 2628 | 1315 | 2154 | 1077 | 1969 | 984 |
| 0115 |  | 85 | 106 | 74 | 0,67 | ARMLESS UNIT (2 CUSHIONS) | 1612 | 806 | 1760 | 880 | 1459 | 729 | 1338 | 669 |
| 0113 |  | 75 | 106 | 74 | 0,59 | MAXI ARMLESS UNIT | 1365 | 681 | 1501 | 750 | 1229 | 615 | 1121 | 560 |

NON SFODERABILE

| COD. |  | W Width (CM) | D Depth (CM) | H Height (CM) | MC Volume | ANAIS | PELLE B | PELLE B | PELLE C | PELLE C | TESS B | TESS B | CASHMERE | CASHMERE |
|------|---|---------------------------|---------------------------|----------------------------|---------------------|---------------------------------|------------|-------------|------------|-------------|-----------|-------------|----------|-------------|
| 0103 |  | 65 | 106 | 74 | 0,51 | ARMLESS UNIT | 1302 | 652 | 1422 | 710 | 1180 | 591 | 1082 | 541 |
| 0608 |  | 111 | 111 | 74 | 0,91 | SQUARE CORNER W/MECHANISMS | 2488 | 1244 | 2713 | 1358 | 2249 | 1124 | 2066 | 1032 |
| 0716 |  | 138 | 106 | 74 | 1,08 | CHAIR (2 CUSHIONS)PENINSULA LHF | 2347 | 1174 | 2563 | 1282 | 2121 | 1060 | 1946 | 973 |
| 0715 |  | 138 | 106 | 74 | 1,08 | CHAIR (2 CUSHIONS)PENINSULA RHF | 2347 | 1174 | 2563 | 1282 | 2121 | 1060 | 1946 | 973 |
| 0714 |  | 128 | 106 | 74 | 1,00 | MAXI CHAIR PENINSULA LHF | 2283 | 1141 | 2481 | 1239 | 2073 | 1037 | 1910 | 955 |
| 0713 |  | 128 | 106 | 74 | 1,00 | MAXI CHAIR PENINSULA RHF | 2283 | 1141 | 2481 | 1239 | 2073 | 1037 | 1910 | 955 |
| 0712 |  | 118 | 106 | 74 | 0,93 | CHAIR PENINSULA LHF | 2228 | 1114 | 2411 | 1205 | 2022 | 1011 | 1871 | 936 |
| 0711 |  | 118 | 106 | 74 | 0,93 | CHAIR PENINSULA RHF | 2228 | 1114 | 2411 | 1205 | 2022 | 1011 | 1871 | 936 |
| 0697 |  | 116 | 166 | 74 | 1,42 | CHAISE LONGUE (2 CUSHIONS) LHF | 3147 | 1573 | 3409 | 1704 | 2855 | 1427 | 2639 | 1320 |
| 0696 |  | 116 | 166 | 74 | 1,42 | CHAISE LONGUE (2 CUSHIONS) RHF | 3147 | 1573 | 3409 | 1704 | 2855 | 1427 | 2639 | 1320 |
| 0705 |  | 106 | 166 | 74 | 1,30 | CHAISELONGUE MAXI 1 ARM LHF | 3075 | 1538 | 3320 | 1660 | 2797 | 1398 | 2594 | 1296 |
| 0704 |  | 106 | 166 | 74 | 1,30 | CHAISELONGUE MAXI 1 ARM RHF | 3075 | 1538 | 3320 | 1660 | 2797 | 1398 | 2594 | 1296 |
| 0701 |  | 96 | 166 | 74 | 1,18 | CHAISELONGUE 1 ARM LHF | 2809 | 1405 | 3038 | 1519 | 2553 | 1276 | 2364 | 1182 |
| 0700 |  | 96 | 166 | 74 | 1,18 | CHAISELONGUE 1 ARM RHF | 2809 | 1405 | 3038 | 1519 | 2553 | 1276 | 2364 | 1182 |
| 0802 |  | 81 | 66 | 43 | 0,23 | RECTANGULAR FOOTSTOOL | 1030 | 515 | 1092 | 547 | 949 | 474 | 891 | 446 |






















| COD. |  | W Width (CM) | D Depth (CM) | H Height (CM) | M ^C Volume | ANAIS SFODER | PELLE B | PELLE B | PELLE C | PELLE C | TESS B | TESS B | CASHMERE | CASHMERE |
|------|---|--------------------|--------------------|---------------------|--------------------------|----------------------------------|------------|------------|------------|------------|-----------|-----------|----------|----------|
| 0305 |  | 232 | 106 | 74 | 1,82 | 3 STR (2 CUSHIONS) | | | | | 4361 | 2180 | | |
| 0210 |  | 212 | 106 | 74 | 1,66 | 2 SEATER MAXI | | | | | 4016 | 2007 | | |
| 0200 |  | 192 | 106 | 74 | 1,51 | 2 SEATER | | | | | 3685 | 1843 | | |
| 0100 |  | 127 | 106 | 74 | 1,00 | ARMCHAIR | | | | | 2419 | 1210 | | |
| 0699 |  | 179 | 106 | 74 | 1,40 | LHF STANDING ALONE CHAISE LONGUE | | | | | 3071 | 1535 | | |
| 0698 |  | 179 | 106 | 74 | 1,40 | RHF STANDING ALONE CHAISE LONGUE | | | | | 3071 | 1535 | | |
| 0345 |  | 201 | 106 | 74 | 1,58 | 3 STR (2 CUSHIONS) 1 ARM LHF | | | | | 3812 | 1905 | | |
| 0344 |  | 201 | 106 | 74 | 1,58 | 3 STR (2 CUSHIONS) 1 ARM RHF | | | | | 3812 | 1905 | | |
| 0212 |  | 181 | 106 | 74 | 1,42 | 2 STR MAXI 1 ARM LHF | | | | | 3471 | 1736 | | |
| 0211 |  | 181 | 106 | 74 | 1,42 | 2 STR MAXI 1 ARM RHF | | | | | 3471 | 1736 | | |
| 0202 |  | 161 | 106 | 74 | 1,26 | 2 STR 1 ARM LHF | | | | | 3138 | 1569 | | |
| 0201 |  | 161 | 106 | 74 | 1,26 | 2 STR 1 ARM RHF | | | | | 3138 | 1569 | | |
| 0117 |  | 116 | 106 | 74 | 0,91 | CHAIR 1 ARM LHF (2CUSHIONS) | | | | | 2270 | 1134 | | |
| 0116 |  | 116 | 106 | 74 | 0,91 | CHAIR 1 ARM RHF (2CUSHIONS) | | | | | 2270 | 1134 | | |
| 0112 |  | 106 | 106 | 74 | 0,83 | MAXI ARMCHAIR 1 ARM LHF | | | | | 2240 | 1120 | | |
| 0111 |  | 106 | 106 | 74 | 0,83 | MAXI ARMCHAIR 1 ARM RHF | | | | | 2240 | 1120 | | |
| 0102 |  | 96 | 106 | 74 | 0,75 | ARMCHAIR 1 ARM LHF | | | | | 2019 | 1010 | | |
| 0101 |  | 96 | 106 | 74 | 0,75 | ARMCHAIR 1 ARM RHF | | | | | 2019 | 1010 | | |
| 0203 |  | 130 | 106 | 74 | 1,02 | ARMLESS 2 STR | | | | | 2589 | 1294 | | |
| 0115 |  | 85 | 106 | 74 | 0,67 | ARMLESS UNIT (2 CUSHIONS) | | | | | 1775 | 887 | | |
| 0113 |  | 75 | 106 | 74 | 0,59 | MAXI ARMLESS UNIT | | | | | 1483 | 742 | | |

| COD. | | W Width (CM) | D Depth (CM) | H Height (CM) | MC Volume | ANAIS SFODER | PELLE B | PELLE B | PELLE C | PELLE C | TESS B | TESS B | CASHMERE | CASHMERE |
|------|---|--------------------|--------------------|---------------------|--------------|---------------------------------|------------|------------|------------|------------|-----------|-----------|----------|----------|
| 0103 |  | 65 | 106 | 74 | 0,51 | ARMLESS UNIT | | | | | 1423 | 711 | | |
| 0608 |  | 111 | 111 | 74 | 0,91 | SQUARE CORNER W/MECHANISMS | | | | | 2814 | 1407 | | |
| 0716 |  | 138 | 106 | 74 | 1,08 | CHAIR (2 CUSHIONS)PENINSULA LHF | | | | | 2474 | 1236 | | |
| 0715 |  | 138 | 106 | 74 | 1,08 | CHAIR (2 CUSHIONS)PENINSULA RHF | | | | | 2474 | 1236 | | |
| 0714 |  | 128 | 106 | 74 | 1,00 | MAXI CHAIR PENINSULA LHF | | | | | 2425 | 1213 | | |
| 0713 |  | 128 | 106 | 74 | 1,00 | MAXI CHAIR PENINSULA RHF | | | | | 2425 | 1213 | | |
| 0712 |  | 118 | 106 | 74 | 0,93 | CHAIR PENINSULA LHF | | | | | 2373 | 1186 | | |
| 0711 |  | 118 | 106 | 74 | 0,93 | CHAIR PENINSULA RHF | | | | | 2373 | 1186 | | |
| 0697 |  | 116 | 166 | 74 | 1,42 | CHAISE LONGUE (2 CUSHIONS) LHF | | | | | 3253 | 1626 | | |
| 0696 |  | 116 | 166 | 74 | 1,42 | CHAISE LONGUE (2 CUSHIONS) RHF | | | | | 3253 | 1626 | | |
| 0705 |  | 106 | 166 | 74 | 1,30 | CHAISELONGUE MAXI 1 ARM LHF | | | | | 3193 | 1596 | | |
| 0704 |  | 106 | 166 | 74 | 1,30 | CHAISELONGUE MAXI 1 ARM RHF | | | | | 3193 | 1596 | | |
| 0701 |  | 96 | 166 | 74 | 1,18 | CHAISELONGUE 1 ARM LHF | | | | | 2908 | 1455 | | |
| 0700 |  | 96 | 166 | 74 | 1,18 | CHAISELONGUE 1 ARM RHF | | | | | 2908 | 1455 | | |
| 0802 |  | 81 | 66 | 43 | 0,23 | RECTANGULAR FOOTSTOOL | | | | | 1022 | 511 | | |























NON SFODERABILE

| COD. |  | W Width (CM) | D Depth (CM) | H Height (CM) | MC Volume | AXELLE | PELLE B | PELLE B | PELLE C | PELLE C | TESS B | TESS B | CASHMERE | CASHMERE |
|------|---|--------------------|--------------------|---------------------|--------------|---|------------|-------------|------------|-------------|-----------|-------------|----------|-------------|
| 0430 |  | 220 | 96 | 97 | 2,05 | 3 SEATER LARGE | 4659 | 2330 | 5091 | 2545 | 4157 | 2079 | 3811 | 1905 |
| 0305 |  | 204 | 96 | 97 | 1,90 | 3 STR (2 CUSHIONS) | 4192 | 2096 | 4581 | 2291 | 3878 | 1939 | 3504 | 1752 |
| 0200 |  | 170 | 96 | 97 | 1,58 | 2 SEATER | 3371 | 1686 | 3715 | 1858 | 3197 | 1598 | 2907 | 1454 |
| 0100 |  | 95 | 96 | 97 | 0,88 | ARMCHAIR | 2152 | 1076 | 2369 | 1185 | 2254 | 1127 | 2067 | 1033 |
| 1440 |  | 220 | 96 | 97 | 2,05 | LARGE 3 SEATER WITH 2 ELECT.RECLINERS | 6160 | 3080 | 6663 | 3332 | 5588 | 2794 | 5178 | 2589 |
| 1445 |  | 220 | 96 | 97 | 2,05 | LARGE 3 SEATER WITH LHF RECLINER ELECT | 5485 | 2742 | 5959 | 2980 | 4938 | 2469 | 4555 | 2278 |
| 1444 |  | 220 | 96 | 97 | 2,05 | LARGE 3 SEATER WITH RHF RECLINER ELECT | 5485 | 2742 | 5959 | 2980 | 4938 | 2469 | 4555 | 2278 |
| 1342 |  | 204 | 96 | 97 | 1,90 | 3 STR (2 CUSHIONS) 2 ELECTRIC RECLINERS | 5675 | 2838 | 6133 | 3066 | 5198 | 2599 | 4806 | 2403 |
| 1341 |  | 204 | 96 | 97 | 1,90 | 3 STR (2 CUSHIONS) 1 LHF ELECTRIC RELAX | 5007 | 2504 | 5437 | 2718 | 4556 | 2278 | 4189 | 2095 |
| 1340 |  | 204 | 96 | 97 | 1,90 | 3 STR (2 CUSHIONS) 1 RHF ELECTRIC RELAX | 5007 | 2504 | 5437 | 2718 | 4556 | 2278 | 4189 | 2095 |
| 1220 |  | 170 | 96 | 97 | 1,58 | 2 STR WITH 2 ELECTRIC RECLINERS | 4814 | 2407 | 5218 | 2609 | 4402 | 2201 | 4053 | 2027 |
| 1206 |  | 170 | 96 | 97 | 1,58 | 2 STR WITH LHF ELECTRIC RECLINER | 4162 | 2081 | 4540 | 2270 | 3767 | 1884 | 3444 | 1722 |
| 1205 |  | 170 | 96 | 97 | 1,58 | 2 STR WITH RHF ELECTRIC RECLINER | 4162 | 2081 | 4540 | 2270 | 3767 | 1884 | 3444 | 1722 |
| 1120 |  | 95 | 96 | 97 | 0,88 | ELECTRIC RECLINING ARMCHAIR | 2808 | 1404 | 3049 | 1525 | 2566 | 1283 | 2356 | 1178 |






NON SFODERABILE






















| COD. | | W Width (CM) | D Depth (CM) | H Height (CM) | M ^C Volume | BABOUCHE | PELLE B | PELLE B | PELLE C | PELLE C | TESS B | TESS B | CASHMERE | CASHMERE |
|------|---|--------------------|--------------------|---------------------|--------------------------|--------------------------------------|------------|-------------|------------|-------------|-----------|-------------|----------|-------------|
| 0500 |  | 62 | 98 | 90 | 0,55 | S Armless Chair High | 1329 | 664 | 1462 | 731 | 1082 | 541 | 964 | 482 |
| 0501 |  | 82 | 98 | 90 | 0,72 | M Armless Chair High | 1511 | 756 | 1672 | 836 | 1209 | 604 | 1067 | 533 |
| 0502 |  | 102 | 98 | 90 | 0,90 | L Armless Chair High | 1666 | 833 | 1852 | 926 | 1312 | 656 | 1149 | 574 |
| 0527 |  | 62 | 98 | 80 | 0,49 | S Armless Chair Low | 1305 | 653 | 1433 | 716 | 1064 | 532 | 951 | 476 |
| 0528 |  | 82 | 98 | 80 | 0,64 | M Armless Chair Low | 1458 | 728 | 1611 | 805 | 1171 | 587 | 1036 | 518 |
| 0529 |  | 102 | 98 | 80 | 0,80 | L Armless Chair Low | 1599 | 800 | 1777 | 888 | 1269 | 634 | 1111 | 555 |
| 0503 |  | 88 | 98 | 90 | 0,78 | S 1 Arm Armchair Rhf High +mechanism | 2472 | 1235 | 2680 | 1339 | 2087 | 1043 | 1901 | 951 |
| 0504 |  | 88 | 98 | 90 | 0,78 | S 1 Arm Armchair Lhf High +mechanism | 2472 | 1235 | 2680 | 1339 | 2087 | 1043 | 1901 | 951 |
| 0505 |  | 108 | 98 | 90 | 0,95 | M 1 Arm Armchair Rhf High +mechanism | 2652 | 1326 | 2892 | 1445 | 2198 | 1099 | 1989 | 995 |
| 0506 |  | 108 | 98 | 90 | 0,95 | M 1 Arm Armchair Lhf High +mechanism | 2652 | 1326 | 2892 | 1445 | 2198 | 1099 | 1989 | 995 |
| 0507 |  | 128 | 98 | 90 | 1,13 | L 1 Arm Armchair Rhf High +mechanism | 2804 | 1401 | 3069 | 1534 | 2305 | 1153 | 2074 | 1037 |
| 0508 |  | 128 | 98 | 90 | 1,13 | L 1 Arm Armchair Lhf High +mechanism | 2804 | 1401 | 3069 | 1534 | 2305 | 1153 | 2074 | 1037 |
| 0509 |  | 88 | 98 | 80 | 0,69 | S 1 Arm Armchair Rhf Low +mechanism | 2443 | 1222 | 2645 | 1322 | 2064 | 1031 | 1887 | 944 |
| 0510 |  | 88 | 98 | 80 | 0,69 | S 1 Arm Armchair Lhf Low +mechanism | 2443 | 1222 | 2645 | 1322 | 2064 | 1031 | 1887 | 944 |
| 0511 |  | 108 | 98 | 80 | 0,85 | M 1 Arm Armchair Rhf Low +mechanism | 2600 | 1299 | 2828 | 1414 | 2181 | 1090 | 1977 | 988 |
| 0512 |  | 108 | 98 | 80 | 0,85 | M 1 Arm Armchair Lhf Low +mechanism | 2600 | 1299 | 2828 | 1414 | 2181 | 1090 | 1977 | 988 |
| 0513 |  | 128 | 98 | 80 | 1,00 | L 1 Arm Armchair Rhf Low +mechanism | 2775 | 1388 | 3033 | 1516 | 2275 | 1136 | 2056 | 1028 |
| 0514 |  | 128 | 98 | 80 | 1,00 | L 1 Arm Armchair Lhf Low +mechanism | 2775 | 1388 | 3033 | 1516 | 2275 | 1136 | 2056 | 1028 |
| 0530 |  | 88 | 98 | 90 | 0,78 | S 1 Arm Armchair Rhf High | 1646 | 824 | 1832 | 916 | 1299 | 650 | 1135 | 567 |
| 0531 |  | 88 | 98 | 90 | 0,78 | s 1 Arm Armchair Lhf High | 1646 | 824 | 1832 | 916 | 1299 | 650 | 1135 | 567 |
| 0532 |  | 108 | 98 | 90 | 0,95 | M 1 Arm Armchair Rhf High | 1792 | 897 | 2002 | 1002 | 1399 | 700 | 1214 | 606 |






















NON SFODERABILE






| COD. |  | W Width (CM) | D Depth (CM) | H Height (CM) | M ^C Volume | BABOUCHE | PELLE B | PELLE B | PELLE C | PELLE C | TESS B | TESS B | CASHMERE | CASHMERE |
|------|---|--------------------|--------------------|---------------------|--------------------------|---------------------------|------------|-------------|------------|-------------|-----------|-------------|----------|------------|
| 0533 |  | 108 | 98 | 90 | 0,95 | M 1 Arm Armchair Lhf High | 1792 | 897 | 2002 | 1002 | 1399 | 700 | 1214 | 606 |
| 0534 |  | 128 | 98 | 90 | 1,13 | L 1 Arm Armchair Rhf High | 1942 | 972 | 2180 | 1089 | 1500 | 750 | 1291 | 646 |
| 0535 |  | 128 | 98 | 90 | 1,13 | L 1 Arm Armchair Lhf High | 1942 | 972 | 2180 | 1089 | 1500 | 750 | 1291 | 646 |
| 0536 |  | 88 | 98 | 80 | 0,69 | S 1 Arm Armchair Rhf Low | 1612 | 806 | 1790 | 896 | 1282 | 641 | 1123 | 562 |
| 0537 |  | 88 | 98 | 80 | 0,69 | S 1 Arm Armchair Lhf Low | 1612 | 806 | 1790 | 896 | 1282 | 641 | 1123 | 562 |
| 0538 |  | 108 | 98 | 80 | 0,85 | M 1 Arm Armchair Rhf Low | 1756 | 878 | 1960 | 980 | 1382 | 692 | 1201 | 601 |
| 0539 |  | 108 | 98 | 80 | 0,85 | M 1 Arm Armchair Lhf Low | 1756 | 878 | 1960 | 980 | 1382 | 692 | 1201 | 601 |
| 0540 |  | 128 | 98 | 80 | 1,00 | L 1 Arm Armchair Rhf Low | 1907 | 954 | 2137 | 1069 | 1478 | 740 | 1276 | 638 |
| 0541 |  | 128 | 98 | 80 | 1,00 | L 1 Arm Armchair Lhf Low | 1907 | 954 | 2137 | 1069 | 1478 | 740 | 1276 | 638 |
| 0515 |  | 88 | 148 | 80 | 1,04 | S Chaise Longue Rhf Low | 2295 | 1148 | 2512 | 1256 | 1889 | 945 | 1695 | 848 |
| 0516 |  | 88 | 148 | 80 | 1,04 | S Chaise Longue Lhf Low | 2295 | 1148 | 2512 | 1256 | 1889 | 945 | 1695 | 848 |
| 0517 |  | 108 | 148 | 80 | 1,28 | M Chaise Longue Rhf Low | 2491 | 1246 | 2740 | 1370 | 2020 | 1010 | 1802 | 902 |
| 0518 |  | 108 | 148 | 80 | 1,28 | M Chaise Longue Lhf Low | 2491 | 1246 | 2740 | 1370 | 2020 | 1010 | 1802 | 902 |
| 0519 |  | 128 | 148 | 80 | 1,52 | L Chaise Longue Rhf Low | 2665 | 1332 | 2940 | 1470 | 2158 | 1079 | 1914 | 956 |
| 0520 |  | 128 | 148 | 80 | 1,52 | L Chaise Longue Lhf Low | 2665 | 1332 | 2940 | 1470 | 2158 | 1079 | 1914 | 956 |
| 0521 |  | 88 | 148 | 90 | 1,17 | S Chaise Longue Rhf High | 2332 | 1165 | 2553 | 1276 | 1925 | 962 | 1724 | 863 |
| 0522 |  | 88 | 148 | 90 | 1,17 | S Chaise Longue Lhf High | 2332 | 1165 | 2553 | 1276 | 1925 | 962 | 1724 | 863 |
| 0523 |  | 108 | 148 | 90 | 1,44 | M Chaise Longue Rhf High | 2520 | 1261 | 2774 | 1388 | 2046 | 1023 | 1822 | 911 |
| 0524 |  | 108 | 148 | 90 | 1,44 | M Chaise Longue Lhf High | 2520 | 1261 | 2774 | 1388 | 2046 | 1023 | 1822 | 911 |
| 0525 |  | 128 | 148 | 90 | 1,70 | L Chaise Longue Rhf High | 2717 | 1359 | 3004 | 1501 | 2185 | 1092 | 1931 | 966 |
| 0526 |  | 128 | 148 | 90 | 1,70 | L Chaise Longue Lhf High | 2717 | 1359 | 3004 | 1501 | 2185 | 1092 | 1931 | 966 |

NON SFODERABILE


| COD. | | W Width (CM) | D Depth (CM) | H Height (CM) | MC Volume | BABOUCHE | PELLE B | PELLE B | PELLE C | PELLE C | TESS B | TESS B | CASHMERE | CASHMERE |
|------|---|---------------------------|---------------------------|----------------------------|---------------------|--------------------|------------|-------------|------------|-------------|-----------|-------------|----------|-------------|
| 0602 |  | 117 | 117 | 80 | 1,10 | CORNER | 2702 | 1352 | 2921 | 1461 | 2328 | 1164 | 2120 | 1060 |
| 0616 |  | 117 | 117 | 90 | 1,23 | CORNER | 2783 | 1393 | 3009 | 1505 | 2398 | 1199 | 2184 | 1092 |
| 0801 |  | 97 | 97 | 40 | 0,38 | SQUARE FOOTSTOOL | 1002 | 501 | 1107 | 554 | 811 | 406 | 715 | 357 |
| 0821 |  | 52 | 97 | 40 | 0,20 | HALF FOOTSTOOL | 754 | 376 | 826 | 413 | 625 | 312 | 557 | 278 |
| 0030 |  | 68 | | 38 | 0,00 | KIDNEYREST CUSHION | 144 | 71 | 162 | 81 | 126 | 63 | 105 | 53 |



| COD. | | W Width (CM) | D Depth (CM) | H Height (CM) | M ^C Volume | BABOUCHE SFODER | PELLE B | PELLE B | PELLE C | PELLE C | TESS B | TESS B | CASHMERE | CASHMERE |
|------|---|--------------------|--------------------|---------------------|--------------------------|--------------------------------------|------------|------------|------------|------------|-----------|-------------|----------|----------|
| 0500 |  | 62 | 98 | 90 | 0,55 | S Armless Chair High | | | | | 1312 | 657 | | |
| 0501 |  | 82 | 98 | 90 | 0,72 | M Armless Chair High | | | | | 1474 | 736 | | |
| 0502 |  | 102 | 98 | 90 | 0,90 | L Armless Chair High | | | | | 1605 | 803 | | |
| 0527 |  | 62 | 98 | 80 | 0,49 | S Armless Chair Low | | | | | 1293 | 647 | | |
| 0528 |  | 82 | 98 | 80 | 0,64 | M Armless Chair Low | | | | | 1417 | 709 | | |
| 0529 |  | 102 | 98 | 80 | 0,80 | L Armless Chair Low | | | | | 1538 | 769 | | |
| 0503 |  | 88 | 98 | 90 | 0,78 | S 1 Arm Armchair Rhf High +mechanism | | | | | 2366 | 1183 | | |
| 0504 |  | 88 | 98 | 90 | 0,78 | S 1 Arm Armchair Lhf High +mechanism | | | | | 2366 | 1183 | | |
| 0505 |  | 108 | 98 | 90 | 0,95 | M 1 Arm Armchair Rhf High +mechanism | | | | | 2500 | 1251 | | |
| 0506 |  | 108 | 98 | 90 | 0,95 | M 1 Arm Armchair Lhf High +mechanism | | | | | 2500 | 1251 | | |
| 0507 |  | 128 | 98 | 90 | 1,13 | L 1 Arm Armchair Rhf High +mechanism | | | | | 2640 | 1320 | | |
| 0508 |  | 128 | 98 | 90 | 1,13 | L 1 Arm Armchair Lhf High +mechanism | | | | | 2640 | 1320 | | |
| 0509 |  | 88 | 98 | 80 | 0,69 | S 1 Arm Armchair Rhf Low +mechanism | | | | | 2341 | 1170 | | |
| 0510 |  | 88 | 98 | 80 | 0,69 | S 1 Arm Armchair Lhf Low +mechanism | | | | | 2341 | 1170 | | |
| 0511 |  | 108 | 98 | 80 | 0,85 | M 1 Arm Armchair Rhf Low +mechanism | | | | | 2475 | 1237 | | |
| 0512 |  | 108 | 98 | 80 | 0,85 | M 1 Arm Armchair Lhf Low +mechanism | | | | | 2475 | 1237 | | |
| 0513 |  | 128 | 98 | 80 | 1,00 | L 1 Arm Armchair Rhf Low +mechanism | | | | | 2622 | 1311 | | |
| 0514 |  | 128 | 98 | 80 | 1,00 | L 1 Arm Armchair Lhf Low +mechanism | | | | | 2622 | 1311 | | |
| 0530 |  | 88 | 98 | 90 | 0,78 | S 1 Arm Armchair Rhf High | | | | | 1566 | 782 | | |
| 0531 |  | 88 | 98 | 90 | 0,78 | s 1 Arm Armchair Lhf High | | | | | 1566 | 782 | | |
| 0532 |  | 108 | 98 | 90 | 0,95 | M 1 Arm Armchair Rhf High | | | | | 1690 | 845 | | |

| COD. | | W Width (CM) | D Depth (CM) | H Height (CM) | M ^C Volum | BABOUCHE SFODER | PELLE B | PELLE B | PELLE C | PELLE C | TESS B | TESS B | CASHMERE | CASHMERE |
|------|---|--------------------|--------------------|---------------------|-------------------------|---------------------------|------------|------------|------------|------------|-----------|-----------|----------|----------|
| 0533 |  | 108 | 98 | 90 | 0,95 | M 1 Arm Armchair Lhf High | | | | | 1690 | 845 | | |
| 0534 |  | 128 | 98 | 90 | 1,13 | L 1 Arm Armchair Rhf High | | | | | 1812 | 906 | | |
| 0535 |  | 128 | 98 | 90 | 1,13 | L 1 Arm Armchair Lhf High | | | | | 1812 | 906 | | |
| 0536 |  | 88 | 98 | 80 | 0,69 | S 1 Arm Armchair Rhf Low | | | | | 1545 | 772 | | |
| 0537 |  | 88 | 98 | 80 | 0,69 | S 1 Arm Armchair Lhf Low | | | | | 1545 | 772 | | |
| 0538 |  | 108 | 98 | 80 | 0,85 | M 1 Arm Armchair Rhf Low | | | | | 1661 | 831 | | |
| 0539 |  | 108 | 98 | 80 | 0,85 | M 1 Arm Armchair Lhf Low | | | | | 1661 | 831 | | |
| 0540 |  | 128 | 98 | 80 | 1,00 | L 1 Arm Armchair Rhf Low | | | | | 1785 | 894 | | |
| 0541 |  | 128 | 98 | 80 | 1,00 | L 1 Arm Armchair Lhf Low | | | | | 1785 | 894 | | |
| 0515 |  | 88 | 148 | 80 | 1,04 | S Chaise Longue Rhf Low | | | | | 2265 | 1132 | | |
| 0516 |  | 88 | 148 | 80 | 1,04 | S Chaise Longue Lhf Low | | | | | 2265 | 1132 | | |
| 0517 |  | 108 | 148 | 80 | 1,28 | M Chaise Longue Rhf Low | | | | | 2439 | 1220 | | |
| 0518 |  | 108 | 148 | 80 | 1,28 | M Chaise Longue Lhf Low | | | | | 2439 | 1220 | | |
| 0519 |  | 128 | 148 | 80 | 1,52 | L Chaise Longue Rhf Low | | | | | 2594 | 1296 | | |
| 0520 |  | 128 | 148 | 80 | 1,52 | L Chaise Longue Lhf Low | | | | | 2594 | 1296 | | |
| 0521 |  | 88 | 148 | 90 | 1,17 | S Chaise Longue Rhf High | | | | | 2300 | 1150 | | |
| 0522 |  | 88 | 148 | 90 | 1,17 | S Chaise Longue Lhf High | | | | | 2300 | 1150 | | |
| 0523 |  | 108 | 148 | 90 | 1,44 | M Chaise Longue Rhf High | | | | | 2457 | 1229 | | |
| 0524 |  | 108 | 148 | 90 | 1,44 | M Chaise Longue Lhf High | | | | | 2457 | 1229 | | |
| 0525 |  | 128 | 148 | 90 | 1,70 | L Chaise Longue Rhf High | | | | | 2618 | 1309 | | |
| 0526 |  | 128 | 148 | 90 | 1,70 | L Chaise Longue Lhf High | | | | | 2618 | 1309 | | |























| COD. | | W Width (CM) | D Depth (CM) | H Height (CM) | M ^C Volume | BABOUCHE SFODER | PELLE B | PELLE B | PELLE C | PELLE C | TESS B | TESS B | CASHMERE | CASHMERE |
|------|---|--------------------|--------------------|---------------------|--------------------------|--------------------|------------|------------|------------|------------|-----------|-------------|----------|----------|
| 0602 |  | 117 | 117 | 80 | 1,10 | CORNER | | | | | 2552 | 1275 | | |
| 0616 |  | 117 | 117 | 90 | 1,23 | CORNER | | | | | 2626 | 1313 | | |
| 0801 |  | 97 | 97 | 40 | 0,38 | SQUARE FOOTSTOOL | | | | | 997 | 499 | | |
| 0821 |  | 52 | 97 | 40 | 0,20 | HALF FOOTSTOOL | | | | | 755 | 377 | | |
| 0030 |  | 68 | | 38 | 0,00 | KIDNEYREST CUSHION | | | | | 135 | 67 | | |

NON SFODERABILE






















| COD. | | W Width (CM) | D Depth (CM) | H Height (CM) | MC Volume | BELLA | PELLE B | PELLE B | PELLE C | PELLE C | TESS B | TESS B | CASHMERE | CASHMERE |
|------|---|---------------------------|---------------------------|----------------------------|---------------------|------------------|------------|------------|------------|------------|-----------|------------|----------|------------|
| 0123 |  | 73 | 74 | 87 | 0,52 | SWIVELLING CHAIR | 1756 | 878 | 1893 | 947 | 1661 | 831 | 1523 | 762 |

| <i>COD.</i> | | W Width (CM) | D Depth (CM) | H Height (CM) | MC Volume | BERGEN | PELLE B | PELLE B | PELLE C | PELLE C | TESS B | TESS B | CASHMERE | CASHMERE |
|-------------|---|---------------------------|---------------------------|----------------------------|---------------------|--------------------------|------------|------------|------------|------------|-----------|------------|----------|------------|
| 0903 |  | 85 | 60 | 23 | 0,14 | COFFEE TABLE 85X60 | 1240 | 620 | 1279 | 639 | 1219 | 609 | 1166 | 583 |
| 0904 |  | 110 | 80 | 23 | 0,24 | COFFEE TABLE 110X80 | 1414 | 707 | 1458 | 728 | 1389 | 695 | 1326 | 663 |
| 0905 | | | | | 0,00 | SPARE LEATHER TOP 85X60 | 289 | 145 | 324 | 163 | 264 | 133 | 213 | 106 |
| 0906 | | | | | 0,00 | SPARE LEATHER TOP 110X80 | 313 | 156 | 357 | 179 | 289 | 145 | 225 | 113 |























NON SFODERABILE

| COD. |  | W Width (CM) | D Depth (CM) | H Height (CM) | M ^C Volume | BEVERLY | PELLE B | PELLE B | PELLE C | PELLE C | TESS B | TESS B | CASHMERE | CASHMERE |
|------|---|--------------------|--------------------|---------------------|--------------------------|------------------------------|------------|-------------|------------|-------------|-----------|-------------|----------|-------------|
| 0430 |  | 242 | 109 | 72 | 1,90 | 3 SEATER LARGE | 5160 | 2581 | 5440 | 2720 | 4195 | 2097 | 3735 | 1868 |
| 0305 |  | 226 | 109 | 72 | 1,77 | 3 STR (2 CUSHIONS) | 4801 | 2401 | 5065 | 2533 | 3888 | 1944 | 3457 | 1728 |
| 0210 |  | 216 | 109 | 72 | 1,70 | 2 SEATER MAXI | 4473 | 2237 | 4736 | 2368 | 3588 | 1794 | 3176 | 1587 |
| 0200 |  | 196 | 109 | 72 | 1,54 | 2 SEATER | 4065 | 2032 | 4314 | 2157 | 3243 | 1621 | 2859 | 1429 |
| 0100 |  | 108 | 109 | 72 | 0,85 | ARMCHAIR | 2470 | 1234 | 2627 | 1314 | 1967 | 983 | 1725 | 863 |
| 0492 |  | 226 | 109 | 72 | 1,77 | XL 3 SEATER 1 ARM LHF | 4892 | 2446 | 5128 | 2563 | 4027 | 2012 | 3611 | 1805 |
| 0491 |  | 226 | 109 | 72 | 1,77 | XL 3 SEATER 1 ARM RHF | 4892 | 2446 | 5128 | 2563 | 4027 | 2012 | 3611 | 1805 |
| 0432 |  | 212 | 109 | 72 | 1,66 | 3 STR LARGE 1 ARM LHF | 4728 | 2364 | 4951 | 2476 | 3907 | 1953 | 3509 | 1754 |
| 0431 |  | 212 | 109 | 72 | 1,66 | 3 STR LARGE 1 ARM RHF | 4728 | 2364 | 4951 | 2476 | 3907 | 1953 | 3509 | 1754 |
| 0345 |  | 196 | 109 | 72 | 1,54 | 3 STR (2 CUSHIONS) 1 ARM LHF | 4386 | 2193 | 4597 | 2299 | 3609 | 1805 | 3239 | 1619 |
| 0344 |  | 196 | 109 | 72 | 1,54 | 3 STR (2 CUSHIONS) 1 ARM RHF | 4386 | 2193 | 4597 | 2299 | 3609 | 1805 | 3239 | 1619 |
| 0212 |  | 186 | 109 | 72 | 1,46 | 2 STR MAXI 1 ARM LHF | 4060 | 2030 | 4268 | 2134 | 3314 | 1656 | 2961 | 1480 |
| 0211 |  | 186 | 109 | 72 | 1,46 | 2 STR MAXI 1 ARM RHF | 4060 | 2030 | 4268 | 2134 | 3314 | 1656 | 2961 | 1480 |
| 0202 |  | 166 | 109 | 72 | 1,30 | 2 STR 1 ARM LHF | 3640 | 1821 | 3835 | 1918 | 2964 | 1481 | 2639 | 1320 |
| 0201 |  | 166 | 109 | 72 | 1,30 | 2 STR 1 ARM RHF | 3640 | 1821 | 3835 | 1918 | 2964 | 1481 | 2639 | 1320 |
| 0192 |  | 128 | 109 | 72 | 1,00 | XL ARMCHAIR 1 ARM LHF | 2781 | 1391 | 2929 | 1465 | 2271 | 1134 | 2023 | 1012 |
| 0191 |  | 128 | 109 | 72 | 1,00 | XL ARMCHAIR 1 ARM RHF | 2781 | 1391 | 2929 | 1465 | 2271 | 1134 | 2023 | 1012 |
| 0109 |  | 121 | 109 | 72 | 0,95 | LARGE CHAIR 1 ARM LHF | 2686 | 1342 | 2828 | 1414 | 2196 | 1098 | 1958 | 979 |
| 0108 |  | 121 | 109 | 72 | 0,95 | LARGE CHAIR 1 ARM RHF | 2686 | 1342 | 2828 | 1414 | 2196 | 1098 | 1958 | 979 |
| 0117 |  | 113 | 109 | 72 | 0,89 | CHAIR 1 ARM LHF (2CUSHIONS) | 2509 | 1255 | 2643 | 1322 | 2040 | 1020 | 1818 | 909 |
| 0116 |  | 113 | 109 | 72 | 0,89 | CHAIR 1 ARM RHF (2CUSHIONS) | 2509 | 1255 | 2643 | 1322 | 2040 | 1020 | 1818 | 909 |























NON SFODERABILE

| COD. |  | W Width (CM) | D Depth (CM) | H Height (CM) | M ^C Volume | BEVERLY | PELLE B | PELLE B | PELLE C | PELLE C | TESS B | TESS B | CASHMERE | CASHMERE |
|------|---|--------------------|--------------------|---------------------|--------------------------|---|------------|------------|------------|------------|-----------|-----------|----------|----------|
| 0112 |  | 108 | 109 | 72 | 0,85 | MAXI ARMCHAIR 1 ARM LHF | 2353 | 1177 | 2487 | 1242 | 1904 | 953 | 1689 | 845 |
| 0111 |  | 108 | 109 | 72 | 0,85 | MAXI ARMCHAIR 1 ARM RHF | 2353 | 1177 | 2487 | 1242 | 1904 | 953 | 1689 | 845 |
| 0102 |  | 98 | 109 | 72 | 0,77 | ARMCHAIR 1 ARM LHF | 2157 | 1078 | 2280 | 1140 | 1737 | 869 | 1538 | 769 |
| 0101 |  | 98 | 109 | 72 | 0,77 | ARMCHAIR 1 ARM RHF | 2157 | 1078 | 2280 | 1140 | 1737 | 869 | 1538 | 769 |
| 0193 |  | 98 | 109 | 72 | 0,77 | XL ARMLESS UNIT | 2350 | 1176 | 2447 | 1223 | 1971 | 985 | 1785 | 894 |
| 0104 |  | 91 | 109 | 72 | 0,71 | BIG ARMLESS UNIT | 2256 | 1128 | 2344 | 1172 | 1909 | 954 | 1731 | 866 |
| 0115 |  | 83 | 109 | 72 | 0,65 | ARMLESS UNIT (2 CUSHIONS) | 2078 | 1039 | 2161 | 1080 | 1743 | 872 | 1581 | 792 |
| 0113 |  | 78 | 109 | 72 | 0,61 | MAXI ARMLESS UNIT | 1925 | 962 | 2005 | 1004 | 1609 | 804 | 1456 | 728 |
| 0103 |  | 68 | 109 | 72 | 0,53 | ARMLESS UNIT | 1731 | 866 | 1805 | 903 | 1449 | 725 | 1308 | 655 |
| 0612 |  | 114 | 114 | 72 | 0,94 | SQUARED OPEN CORNER | 2926 | 1463 | 3057 | 1529 | 2427 | 1214 | 2186 | 1092 |
| 0602 |  | 136 | 136 | 72 | 1,49 | CORNER | 2682 | 1340 | 2721 | 1361 | 2262 | 1130 | 2068 | 1034 |
| 0613 |  | 168 | 168 | 72 | 2,27 | SUPER CORNER | 3607 | 1802 | 3735 | 1867 | 3062 | 1531 | 2794 | 1397 |
| 0885 |  | 246 | 114 | 72 | 2,02 | CORNER&CHAIR MAXI PENINSULA LHF W/MECH. | 5229 | 2614 | 5498 | 2748 | 4270 | 2135 | 3813 | 1905 |
| 0884 |  | 246 | 114 | 72 | 2,02 | CORNER&CHAIR MAXI PENINSULA RHF W/MECH. | 5229 | 2614 | 5498 | 2748 | 4270 | 2135 | 3813 | 1905 |
| 0883 |  | 236 | 114 | 72 | 1,94 | SQUARE OPEN CORNER&CHAIR PEN LHF W/MECH | 5038 | 2519 | 5301 | 2651 | 4117 | 2058 | 3671 | 1835 |
| 0882 |  | 236 | 114 | 72 | 1,94 | SQUARE OPEN CORNER&CHAIR PEN RHF W/MECH | 5038 | 2519 | 5301 | 2651 | 4117 | 2058 | 3671 | 1835 |
| 0718 |  | 153 | 109 | 72 | 1,20 | CHAIR XL PENINSULA 1 ARM LHF | 2789 | 1394 | 2939 | 1470 | 2262 | 1130 | 2009 | 1005 |
| 0717 |  | 153 | 109 | 72 | 1,20 | CHAIR XL PENINSULA 1 ARM RHF | 2789 | 1394 | 2939 | 1470 | 2262 | 1130 | 2009 | 1005 |
| 0738 |  | 146 | 109 | 72 | 1,15 | LARGE CHAIR PENINSULA LHF | 2721 | 1361 | 2866 | 1433 | 2216 | 1109 | 1976 | 987 |
| 0737 |  | 146 | 109 | 72 | 1,15 | LARGE CHAIR PENINSULA RHF | 2721 | 1361 | 2866 | 1433 | 2216 | 1109 | 1976 | 987 |
| 0716 | | 138 | 109 | 72 | 1,08 | CHAIR (2 CUSHIONS)PENINSULA LHF | 2654 | 1327 | 2792 | 1396 | 2171 | 1085 | 1938 | 970 |























NON SFODERABILE

| COD. |  | W Width (CM) | D Depth (CM) | H Height (CM) | M ^C Volume | BEVERLY | PELLE | PELLE | PELLE | PELLE | TESS | TESS | CASHMERE | CASHMERE |
|------|---|--------------------|--------------------|---------------------|--------------------------|--|-------|-------------|-------|-------------|------|-------------|----------|-------------|
| | | | | | | | B | B | C | C | B | B | | |
| 0715 |  | 138 | 109 | 72 | 1,08 | CHAIR (2 CUSHIONS)PENINSULA RHF | 2654 | 1327 | 2792 | 1396 | 2171 | 1085 | 1938 | 970 |
| 0714 |  | 133 | 109 | 72 | 1,04 | MAXI CHAIR PENINSULA LHF | 2607 | 1304 | 2668 | 1334 | 2138 | 1069 | 1911 | 956 |
| 0713 |  | 133 | 109 | 72 | 1,04 | MAXI CHAIR PENINSULA RHF | 2607 | 1304 | 2668 | 1334 | 2138 | 1069 | 1911 | 956 |
| 0712 |  | 123 | 109 | 72 | 0,97 | CHAIR PENINSULA LHF | 2512 | 1257 | 2633 | 1317 | 2075 | 1038 | 1863 | 931 |
| 0711 |  | 123 | 109 | 72 | 0,97 | CHAIR PENINSULA RHF | 2512 | 1257 | 2633 | 1317 | 2075 | 1038 | 1863 | 931 |
| 0891 |  | 128 | 168 | 72 | 1,55 | XL CHAISERLONGUE 1 ARM LHF | 3608 | 1804 | 3781 | 1890 | 2979 | 1490 | 2674 | 1337 |
| 0890 |  | 128 | 168 | 72 | 1,55 | XL CHAISERLONGUE 1 ARM RHF | 3608 | 1804 | 3781 | 1890 | 2979 | 1490 | 2674 | 1337 |
| 0789 |  | 121 | 168 | 72 | 1,46 | LARGE CHAISERLONGUE 1 ARM LHF | 3533 | 1767 | 3699 | 1849 | 2921 | 1462 | 2628 | 1314 |
| 0788 |  | 121 | 168 | 72 | 1,46 | LARGE CHAISERLONGUE 1 ARM RHF | 3533 | 1767 | 3699 | 1849 | 2921 | 1462 | 2628 | 1314 |
| 0697 |  | 113 | 168 | 72 | 1,37 | CHAISE LONGUE (2 CUSHIONS) LHF | 3439 | 1720 | 3594 | 1796 | 2857 | 1428 | 2577 | 1288 |
| 0696 |  | 113 | 168 | 72 | 1,37 | CHAISE LONGUE (2 CUSHIONS) RHF | 3439 | 1720 | 3594 | 1796 | 2857 | 1428 | 2577 | 1288 |
| 0705 |  | 108 | 168 | 72 | 1,31 | CHAISERLONGUE MAXI 1 ARM LHF | 3394 | 1696 | 3541 | 1771 | 2832 | 1415 | 2553 | 1276 |
| 0704 |  | 108 | 168 | 72 | 1,31 | CHAISERLONGUE MAXI 1 ARM RHF | 3394 | 1696 | 3541 | 1771 | 2832 | 1415 | 2553 | 1276 |
| 0701 |  | 98 | 168 | 72 | 1,19 | CHAISERLONGUE 1 ARM LHF | 3066 | 1533 | 3208 | 1604 | 2540 | 1269 | 2285 | 1142 |
| 0700 |  | 98 | 168 | 72 | 1,19 | CHAISERLONGUE 1 ARM RHF | 3066 | 1533 | 3208 | 1604 | 2540 | 1269 | 2285 | 1142 |
| 1390 |  | 256 | 109 | 72 | 2,01 | XL 3 STR WITH 2 ELECTRIC RECLINERS | 7038 | 3518 | 7333 | 3667 | 5868 | 2934 | 5301 | 2651 |
| 1392 |  | 256 | 109 | 72 | 2,01 | 3 XL STR WITH 1 SX ELECTRIC RECLINERS | 6303 | 3151 | 6599 | 3300 | 5204 | 2602 | 4674 | 2338 |
| 1391 |  | 256 | 109 | 72 | 2,01 | 3 XL STR WITH 1 DX ELECTRIC RECLINERS | 6303 | 3151 | 6599 | 3300 | 5204 | 2602 | 4674 | 2338 |
| 1440 |  | 242 | 109 | 72 | 1,90 | LARGE 3 SEATER WITH 2 ELECT.RECLINERS | 6855 | 3428 | 7147 | 3573 | 5718 | 2860 | 5172 | 2587 |
| 1445 |  | 242 | 109 | 72 | 1,90 | LARGE 3 SEATER WITH LHF RECLINER ELECT | 6116 | 3057 | 6401 | 3200 | 5053 | 2527 | 4545 | 2273 |
| 1444 |  | 242 | 109 | 72 | 1,90 | LARGE 3 SEATER WITH RHF RECLINER ELECT | 6116 | 3057 | 6401 | 3200 | 5053 | 2527 | 4545 | 2273 |






NON SFODERABILE

| COD. |  | W Width (CM) | D Depth (CM) | H Height (CM) | MC Volume | BEVERLY | PELLE B | PELLE B | PELLE C | PELLE C | TESS B | TESS B | CASHMERE | CASHMERE |
|------|---|--------------------|--------------------|---------------------|--------------|--|------------|-------------|------------|-------------|-----------|-------------|----------|-------------|
| 1342 |  | 226 | 109 | 72 | 1,77 | 3 STR (2 CUSHIONS) 2 ELECTRIC RECLINERS | 6489 | 3246 | 6767 | 3384 | 5409 | 2705 | 4890 | 2445 |
| 1341 |  | 226 | 109 | 72 | 1,77 | 3 STR (2 CUSHIONS) 1 LHF ELECTRIC RELAX | 5753 | 2876 | 6027 | 3014 | 4747 | 2374 | 4263 | 2131 |
| 1340 |  | 226 | 109 | 72 | 1,77 | 3 STR (2 CUSHIONS) 1 RHF ELECTRIC RELAX | 5753 | 2876 | 6027 | 3014 | 4747 | 2374 | 4263 | 2131 |
| 1230 |  | 216 | 109 | 72 | 1,70 | 2 STR MAXI 2 ELECTRIC RECLINERS | 6160 | 3079 | 6427 | 3214 | 5128 | 2563 | 4632 | 2316 |
| 1216 |  | 216 | 109 | 72 | 1,70 | 2 STR MAXI WITH LHF ELECTRIC RECLINER | 5435 | 2717 | 5701 | 2850 | 4470 | 2235 | 4005 | 2002 |
| 1215 |  | 216 | 109 | 72 | 1,70 | 2 STR MAXI WITH RHF ELECTRIC RECLINER | 5435 | 2717 | 5701 | 2850 | 4470 | 2235 | 4005 | 2002 |
| 1220 |  | 196 | 109 | 72 | 1,54 | 2 STR WITH 2 ELECTRIC RECLINERS | 5759 | 2879 | 6015 | 3007 | 4791 | 2395 | 4323 | 2162 |
| 1206 |  | 196 | 109 | 72 | 1,54 | 2 STR WITH LHF ELECTRIC RECLINER | 5037 | 2518 | 5288 | 2645 | 4132 | 2067 | 3700 | 1850 |
| 1205 |  | 196 | 109 | 72 | 1,54 | 2 STR WITH RHF ELECTRIC RECLINER | 5037 | 2518 | 5288 | 2645 | 4132 | 2067 | 3700 | 1850 |
| 1120 |  | 108 | 109 | 72 | 0,85 | ELECTRIC RECLINING ARMCHAIR | 3778 | 1889 | 3918 | 1958 | 3192 | 1596 | 2907 | 1455 |
| 1394 |  | 226 | 109 | 72 | 1,77 | XL 3 STR 1 ARM LHF 2 RELAX | 6611 | 3305 | 6862 | 3430 | 5571 | 2787 | 5067 | 2534 |
| 1393 |  | 226 | 109 | 72 | 1,77 | XL 3 STR 1 ARM RHF 2 RELAX | 6611 | 3305 | 6862 | 3430 | 5571 | 2787 | 5067 | 2534 |
| 1396 |  | 226 | 109 | 72 | 1,77 | 3 XL STR WITH 1 LHF ELECTRIC RECLINERS | 5870 | 2936 | 6117 | 3058 | 4905 | 2452 | 4437 | 2219 |
| 1395 |  | 226 | 109 | 72 | 1,77 | 3 XL STR WITH 1 RHF ELECTRIC RECLINERS | 5870 | 2936 | 6117 | 3058 | 4905 | 2452 | 4437 | 2219 |
| 1448 |  | 212 | 109 | 72 | 1,66 | LARGE 3 SEATER LHF WITH 2 RECLINER ELECT | 6420 | 3210 | 6654 | 3327 | 5425 | 2712 | 4941 | 2471 |
| 1447 |  | 212 | 109 | 72 | 1,66 | LARGE 3 SEATER RHF WITH 2 RECLINER ELECT | 6420 | 3210 | 6654 | 3327 | 5425 | 2712 | 4941 | 2471 |
| 1442 |  | 212 | 109 | 72 | 1,66 | LARGE 3 SEATER LHF WITH RECLINER ELECT. | 5684 | 2842 | 5917 | 2958 | 4767 | 2384 | 4319 | 2159 |
| 1441 |  | 212 | 109 | 72 | 1,66 | LARGE 3 SEATER RHF WITH RECLINER ELECT. | 5684 | 2842 | 5917 | 2958 | 4767 | 2384 | 4319 | 2159 |
| 1378 |  | 196 | 109 | 72 | 1,54 | 3 STR (2 CUSH) 1 ARM LHF 2 ELECT RECLINER | 6051 | 3025 | 6275 | 3138 | 5117 | 2559 | 4658 | 2330 |
| 1377 |  | 196 | 109 | 72 | 1,54 | 3 STR (2 CUSH) 1 ARM RHF 2 ELECT RECLINERS | 6051 | 3025 | 6275 | 3138 | 5117 | 2559 | 4658 | 2330 |
| 1339 |  | 196 | 109 | 72 | 1,54 | 3 STR (2 CUSH) 1 ARM LHF ELECTRIC RECLINER | 5323 | 2662 | 5545 | 2772 | 4449 | 2225 | 4028 | 2015 |























NON SFODERABILE

| COD. |  | W Width (CM) | D Depth (CM) | H Height (CM) | M ^C Volume | BEVERLY | PELLE B | PELLE B | PELLE C | PELLE C | TESS B | TESS B | CASHMERE | CASHMERE |
|------|---|--------------------|--------------------|---------------------|--------------------------|--|------------|------------|------------|------------|-----------|-----------|----------|----------|
| 1338 |  | 196 | 109 | 72 | 1,54 | 3 STR (2 CUSH) 1 ARM RHF ELECTRIC RECLINER | 5323 | 2662 | 5545 | 2772 | 4449 | 2225 | 4028 | 2015 |
| 1228 |  | 186 | 109 | 72 | 1,46 | 2 STR MAXI 1 ARM LHF WITH 2 ELECT RECLINER | 5715 | 2858 | 5928 | 2964 | 4829 | 2414 | 4397 | 2198 |
| 1227 |  | 186 | 109 | 72 | 1,46 | 2 STR MAXI 1 ARM RHF WITH 2 ELECT RECLINER | 5715 | 2858 | 5928 | 2964 | 4829 | 2414 | 4397 | 2198 |
| 1232 |  | 186 | 109 | 72 | 1,46 | LHF 2 STR MAXI WITH ELECTRIC RECLINER | 5005 | 2502 | 5096 | 2548 | 4172 | 2086 | 3771 | 1885 |
| 1231 |  | 186 | 109 | 72 | 1,46 | RHF 2 STR MAXI WITH ELECTRIC RECLINER | 5005 | 2502 | 5096 | 2548 | 4172 | 2086 | 3771 | 1885 |
| 1225 |  | 166 | 109 | 72 | 1,30 | 2 STR 1 ARM LHF WITH 2 ELECTRIC RECLINER | 5309 | 2654 | 5502 | 2752 | 4492 | 2246 | 4089 | 2044 |
| 1224 |  | 166 | 109 | 72 | 1,30 | 2 STR 1 ARM RHF WITH 2 ELECTRIC RECLINER | 5309 | 2654 | 5502 | 2752 | 4492 | 2246 | 4089 | 2044 |
| 1222 |  | 166 | 108 | 72 | 1,30 | 2 STR 1 ARM LHF WITH ELECTRIC RECLINER | 4609 | 2304 | 4810 | 2406 | 3845 | 1923 | 3470 | 1735 |
| 1221 |  | 166 | 109 | 72 | 1,30 | 2 STR 1 ARM RHF WITH ELECTRIC RECLINER | 4609 | 2304 | 4810 | 2406 | 3845 | 1923 | 3470 | 1735 |
| 1137 |  | 128 | 109 | 72 | 1,00 | XL CHAIR 1 ARM LHF WITH ELECTRIC RECLINER | 3520 | 1760 | 3672 | 1835 | 2934 | 1467 | 2652 | 1326 |
| 1136 |  | 128 | 109 | 72 | 1,00 | XL CHAIR 1 ARM RHF WITH ELECTRIC RECLINER | 3520 | 1760 | 3672 | 1835 | 2934 | 1467 | 2652 | 1326 |
| 1135 |  | 121 | 109 | 72 | 0,95 | LARGE CHAIR 1 ARM LHF WITH ELECTRIC RECLINER | 3429 | 1715 | 3574 | 1787 | 2858 | 1429 | 2587 | 1293 |
| 1134 |  | 121 | 109 | 72 | 0,95 | LARGE CHAIR 1 ARM RHF WITH ELECTRIC RECLINER | 3429 | 1715 | 3574 | 1787 | 2858 | 1429 | 2587 | 1293 |
| 1143 |  | 113 | 109 | 72 | 0,89 | CHAIR (2 CUSH)1 ARM LHF WITH ELECT RECLINER | 3245 | 1622 | 3383 | 1691 | 2706 | 1354 | 2447 | 1223 |
| 1142 |  | 113 | 109 | 72 | 0,89 | CHAIR (2 CUSH)1 ARM RHF WITH ELECT RECLINER | 3245 | 1622 | 3383 | 1691 | 2706 | 1354 | 2447 | 1223 |
| 1125 |  | 108 | 109 | 72 | 0,85 | MAXI CHAIR 1 ARM LHF WITH ELECTRIC RECLINER | 3079 | 1539 | 3215 | 1608 | 2563 | 1282 | 2315 | 1158 |
| 1124 |  | 108 | 109 | 72 | 0,85 | MAXI CHAIR 1 ARM RHF WITH ELECTRIC RECLINER | 3079 | 1539 | 3215 | 1608 | 2563 | 1282 | 2315 | 1158 |
| 1122 |  | 98 | 109 | 72 | 0,77 | CHAIR 1 ARM LHF WITH ELECTRIC RECLINER | 2879 | 1440 | 3007 | 1503 | 2395 | 1197 | 2163 | 1082 |
| 1121 |  | 98 | 109 | 72 | 0,77 | CHAIR 1 ARM RHF WITH ELECTRIC RECLINER | 2879 | 1440 | 3007 | 1503 | 2395 | 1197 | 2163 | 1082 |
| 1138 |  | 98 | 109 | 72 | 0,77 | XL ARMLESS CHAIR WITH ELECTRIC RECL | 3091 | 1545 | 3190 | 1595 | 2638 | 1320 | 2417 | 1209 |
| 1433 |  | 91 | 109 | 72 | 0,71 | LARGE ARMLESS WITH ELECTRIQUE RECLINER | 2990 | 1495 | 3082 | 1541 | 2565 | 1283 | 2355 | 1178 |























NON SFODERABILE

| COD. |  | W Width (CM) | D Depth (CM) | H Height (CM) | MC Volume | BEVERLY | PELLE B | PELLE B | PELLE C | PELLE C | TESS B | TESS B | CASHMERE | CASHMERE |
|------|---|---------------------------|---------------------------|----------------------------|---------------------|---|------------|-------------|------------|-------------|-----------|-------------|----------|-------------|
| 1162 |  | 83 | 109 | 72 | 0,65 | ARMLESS CHAIR ELECTRIC RECL | 2806 | 1404 | 2893 | 1446 | 2412 | 1206 | 2213 | 1107 |
| 1128 |  | 78 | 109 | 72 | 0,61 | ARMLESS MAXI CHAIR WITH ELECTRIC RECLINER | 2636 | 1319 | 2713 | 1358 | 2265 | 1132 | 2079 | 1040 |
| 1118 |  | 68 | 109 | 72 | 0,53 | ARMLESS CHAIR WITH ELECTRIC RECL | 2429 | 1215 | 2498 | 1250 | 2097 | 1049 | 1929 | 965 |
| 0801 |  | 106 | 106 | 41 | 0,81 | SQUARE FOOTSTOOL | 1052 | 526 | 1108 | 554 | 950 | 475 | 813 | 407 |























NON SFODERABILE

| COD. |  | W Width (CM) | D Depth (CM) | H Height (CM) | M ^C Volume | BEVERLY 2 | PELLE B | PELLE B | PELLE C | PELLE C | TESS B | TESS B | CASHMERE | CASHMERE |
|------|---|--------------------|--------------------|---------------------|--------------------------|------------------------------|------------|------------|------------|------------|-----------|-----------|----------|----------|
| 0430 |  | 242 | 109 | 72 | 1,90 | 3 SEATER LARGE | 5160 | 2581 | 5440 | 2720 | 4195 | 2097 | 3735 | 1868 |
| 0305 |  | 226 | 109 | 72 | 1,77 | 3 STR (2 CUSHIONS) | 4801 | 2401 | 5065 | 2533 | 3888 | 1944 | 3457 | 1728 |
| 0210 |  | 216 | 109 | 72 | 1,70 | 2 SEATER MAXI | 4473 | 2237 | 4736 | 2368 | 3588 | 1794 | 3176 | 1587 |
| 0200 |  | 196 | 109 | 72 | 1,54 | 2 SEATER | 4065 | 2032 | 4314 | 2157 | 3243 | 1621 | 2859 | 1429 |
| 0100 |  | 108 | 109 | 72 | 0,85 | ARMCHAIR | 2470 | 1234 | 2627 | 1314 | 1967 | 983 | 1725 | 863 |
| 0492 |  | 226 | 109 | 72 | 1,77 | XL 3 SEATER 1 ARM LHF | 4892 | 2446 | 5128 | 2563 | 4027 | 2012 | 3611 | 1805 |
| 0491 |  | 226 | 109 | 72 | 1,77 | XL 3 SEATER 1 ARM RHF | 4892 | 2446 | 5128 | 2563 | 4027 | 2012 | 3611 | 1805 |
| 0432 |  | 212 | 109 | 72 | 1,66 | 3 STR LARGE 1 ARM LHF | 4728 | 2364 | 4951 | 2476 | 3907 | 1953 | 3509 | 1754 |
| 0431 |  | 212 | 109 | 72 | 1,66 | 3 STR LARGE 1 ARM RHF | 4728 | 2364 | 4951 | 2476 | 3907 | 1953 | 3509 | 1754 |
| 0345 |  | 196 | 109 | 72 | 1,54 | 3 STR (2 CUSHIONS) 1 ARM LHF | 4386 | 2193 | 4597 | 2299 | 3609 | 1805 | 3239 | 1619 |
| 0344 |  | 196 | 109 | 72 | 1,54 | 3 STR (2 CUSHIONS) 1 ARM RHF | 4386 | 2193 | 4597 | 2299 | 3609 | 1805 | 3239 | 1619 |
| 0212 |  | 186 | 109 | 72 | 1,46 | 2 STR MAXI 1 ARM LHF | 4060 | 2030 | 4268 | 2134 | 3314 | 1656 | 2961 | 1480 |
| 0211 |  | 186 | 109 | 72 | 1,46 | 2 STR MAXI 1 ARM RHF | 4060 | 2030 | 4268 | 2134 | 3314 | 1656 | 2961 | 1480 |
| 0202 |  | 166 | 109 | 72 | 1,30 | 2 STR 1 ARM LHF | 3640 | 1821 | 3835 | 1918 | 2964 | 1481 | 2639 | 1320 |
| 0201 |  | 166 | 109 | 72 | 1,30 | 2 STR 1 ARM RHF | 3640 | 1821 | 3835 | 1918 | 2964 | 1481 | 2639 | 1320 |
| 0192 |  | 128 | 109 | 72 | 1,00 | XL ARMCHAIR 1 ARM LHF | 2781 | 1391 | 2929 | 1465 | 2271 | 1134 | 2023 | 1012 |
| 0191 |  | 128 | 109 | 72 | 1,00 | XL ARMCHAIR 1 ARM RHF | 2781 | 1391 | 2929 | 1465 | 2271 | 1134 | 2023 | 1012 |
| 0109 |  | 121 | 109 | 72 | 0,95 | LARGE CHAIR 1 ARM LHF | 2686 | 1342 | 2828 | 1414 | 2196 | 1098 | 1958 | 979 |
| 0108 |  | 121 | 109 | 72 | 0,95 | LARGE CHAIR 1 ARM RHF | 2686 | 1342 | 2828 | 1414 | 2196 | 1098 | 1958 | 979 |
| 0117 |  | 113 | 109 | 72 | 0,89 | CHAIR 1 ARM LHF (2CUSHIONS) | 2509 | 1255 | 2643 | 1322 | 2040 | 1020 | 1818 | 909 |
| 0116 |  | 113 | 109 | 72 | 0,89 | CHAIR 1 ARM RHF (2CUSHIONS) | 2509 | 1255 | 2643 | 1322 | 2040 | 1020 | 1818 | 909 |























NON SFODERABILE

| COD. |  | W Width (CM) | D Depth (CM) | H Height (CM) | MC Volume | BEVERLY 2 | PELLE B | PELLE B | PELLE C | PELLE C | TESS B | TESS B | CASHMERE | CASHMERE |
|------|---|--------------------|--------------------|---------------------|--------------|---|------------|------------|------------|------------|-----------|-----------|----------|----------|
| 0112 |  | 108 | 109 | 72 | 0,85 | MAXI ARMCHAIR 1 ARM LHF | 2353 | 1177 | 2487 | 1242 | 1904 | 953 | 1689 | 845 |
| 0111 |  | 108 | 109 | 72 | 0,85 | MAXI ARMCHAIR 1 ARM RHF | 2353 | 1177 | 2487 | 1242 | 1904 | 953 | 1689 | 845 |
| 0102 |  | 98 | 109 | 72 | 0,77 | ARMCHAIR 1 ARM LHF | 2157 | 1078 | 2280 | 1140 | 1737 | 869 | 1538 | 769 |
| 0101 |  | 98 | 109 | 72 | 0,77 | ARMCHAIR 1 ARM RHF | 2157 | 1078 | 2280 | 1140 | 1737 | 869 | 1538 | 769 |
| 0193 |  | 98 | 109 | 72 | 0,77 | XL ARMLESS UNIT | 2350 | 1176 | 2447 | 1223 | 1971 | 985 | 1785 | 894 |
| 0104 |  | 91 | 109 | 72 | 0,71 | BIG ARMLESS UNIT | 2256 | 1128 | 2344 | 1172 | 1909 | 954 | 1731 | 866 |
| 0115 |  | 83 | 109 | 72 | 0,65 | ARMLESS UNIT (2 CUSHIONS) | 2078 | 1039 | 2161 | 1080 | 1743 | 872 | 1581 | 792 |
| 0113 |  | 78 | 109 | 72 | 0,61 | MAXI ARMLESS UNIT | 1925 | 962 | 2005 | 1004 | 1609 | 804 | 1456 | 728 |
| 0103 |  | 68 | 109 | 72 | 0,53 | ARMLESS UNIT | 1731 | 866 | 1805 | 903 | 1449 | 725 | 1308 | 655 |
| 0612 |  | 114 | 114 | 72 | 0,94 | SQUARED OPEN CORNER | 2926 | 1463 | 3057 | 1529 | 2427 | 1214 | 2186 | 1092 |
| 0602 |  | 136 | 136 | 72 | 1,49 | CORNER | 2682 | 1340 | 2721 | 1361 | 2262 | 1130 | 2068 | 1034 |
| 0885 |  | 246 | 114 | 72 | 2,02 | CORNER&CHAIR MAXI PENINSULA LHF W/MECH. | 5229 | 2614 | 5498 | 2748 | 4270 | 2135 | 3813 | 1905 |
| 0884 |  | 246 | 114 | 72 | 2,02 | CORNER&CHAIR MAXI PENINSULA RHF W/MECH. | 5229 | 2614 | 5498 | 2748 | 4270 | 2135 | 3813 | 1905 |
| 0883 |  | 236 | 114 | 72 | 1,94 | SQUARE OPEN CORNER&CHAIR PEN LHF W/MECH | 5038 | 2519 | 5301 | 2651 | 4117 | 2058 | 3671 | 1835 |
| 0882 |  | 236 | 114 | 72 | 1,94 | SQUARE OPEN CORNER&CHAIR PEN RHF W/MECH | 5038 | 2519 | 5301 | 2651 | 4117 | 2058 | 3671 | 1835 |
| 0718 |  | 153 | 109 | 72 | 1,20 | CHAIR XL PENINSULA 1 ARM LHF | 2789 | 1394 | 2939 | 1470 | 2262 | 1130 | 2009 | 1005 |
| 0717 |  | 153 | 109 | 72 | 1,20 | CHAIR XL PENINSULA 1 ARM RHF | 2789 | 1394 | 2939 | 1470 | 2262 | 1130 | 2009 | 1005 |
| 0738 |  | 146 | 109 | 72 | 1,15 | LARGE CHAIR PENINSULA LHF | 2721 | 1361 | 2866 | 1433 | 2216 | 1109 | 1976 | 987 |
| 0737 |  | 146 | 109 | 72 | 1,15 | LARGE CHAIR PENINSULA RHF | 2721 | 1361 | 2866 | 1433 | 2216 | 1109 | 1976 | 987 |
| 0716 |  | 138 | 109 | 72 | 1,08 | CHAIR (2 CUSHIONS)PENINSULA LHF | 2654 | 1327 | 2792 | 1396 | 2171 | 1085 | 1938 | 970 |
| 0715 |  | 138 | 109 | 72 | 1,08 | CHAIR (2 CUSHIONS)PENINSULA RHF | 2654 | 1327 | 2792 | 1396 | 2171 | 1085 | 1938 | 970 |























NON SFODERABILE

| COD. |  | W Width (CM) | D Depth (CM) | H Height (CM) | M ^C Volume | BEVERLY 2 | PELLE B | PELLE B | PELLE C | PELLE C | TESS B | TESS B | CASHMERE | CASHMERE |
|------|---|--------------------|--------------------|---------------------|--------------------------|---|------------|-------------|------------|-------------|-----------|-------------|----------|-------------|
| 0714 |  | 133 | 109 | 72 | 1,04 | MAXI CHAIR PENINSULA LHF | 2607 | 1304 | 2668 | 1334 | 2138 | 1069 | 1911 | 956 |
| 0713 |  | 133 | 109 | 72 | 1,04 | MAXI CHAIR PENINSULA RHF | 2607 | 1304 | 2668 | 1334 | 2138 | 1069 | 1911 | 956 |
| 0712 |  | 123 | 109 | 72 | 0,97 | CHAIR PENINSULA LHF | 2512 | 1257 | 2633 | 1317 | 2075 | 1038 | 1863 | 931 |
| 0711 |  | 123 | 109 | 72 | 0,97 | CHAIR PENINSULA RHF | 2512 | 1257 | 2633 | 1317 | 2075 | 1038 | 1863 | 931 |
| 0891 |  | 128 | 168 | 72 | 1,55 | XL CHAISERLONGUE 1 ARM LHF | 3608 | 1804 | 3781 | 1890 | 2979 | 1490 | 2674 | 1337 |
| 0890 |  | 128 | 168 | 72 | 1,55 | XL CHAISERLONGUE 1 ARM RHF | 3608 | 1804 | 3781 | 1890 | 2979 | 1490 | 2674 | 1337 |
| 0789 |  | 121 | 168 | 72 | 1,46 | LARGE CHAISERLONGUE 1 ARM LHF | 3533 | 1767 | 3699 | 1849 | 2921 | 1462 | 2628 | 1314 |
| 0788 |  | 121 | 168 | 72 | 1,46 | LARGE CHAISERLONGUE 1 ARM RHF | 3533 | 1767 | 3699 | 1849 | 2921 | 1462 | 2628 | 1314 |
| 0697 |  | 113 | 168 | 72 | 1,37 | CHAISE LONGUE (2 CUSHIONS) LHF | 3439 | 1720 | 3594 | 1796 | 2857 | 1428 | 2577 | 1288 |
| 0696 |  | 113 | 168 | 72 | 1,37 | CHAISE LONGUE (2 CUSHIONS) RHF | 3439 | 1720 | 3594 | 1796 | 2857 | 1428 | 2577 | 1288 |
| 0705 |  | 108 | 168 | 72 | 1,31 | CHAISERLONGUE MAXI 1 ARM LHF | 3394 | 1696 | 3541 | 1771 | 2832 | 1415 | 2553 | 1276 |
| 0704 |  | 108 | 168 | 72 | 1,31 | CHAISERLONGUE MAXI 1 ARM RHF | 3394 | 1696 | 3541 | 1771 | 2832 | 1415 | 2553 | 1276 |
| 0701 |  | 98 | 168 | 72 | 1,19 | CHAISERLONGUE 1 ARM LHF | 3066 | 1533 | 3208 | 1604 | 2540 | 1269 | 2285 | 1142 |
| 0700 |  | 98 | 168 | 72 | 1,19 | CHAISERLONGUE 1 ARM RHF | 3066 | 1533 | 3208 | 1604 | 2540 | 1269 | 2285 | 1142 |
| 1397 |  | 256 | 109 | 72 | 2,01 | 3 STR XLARGE 2 RELAX 2 MOT | 7329 | 3665 | 7623 | 3812 | 6149 | 3074 | 5576 | 2789 |
| 1399 |  | 256 | 109 | 72 | 2,01 | 3 STR XLARGE 1 LHF RELAX 2 MOT | 6446 | 3223 | 6740 | 3370 | 5346 | 2672 | 4811 | 2406 |
| 1398 |  | 256 | 109 | 72 | 2,01 | 3 STR XLARGE 1 RHF RELAX 2 MOT | 6446 | 3223 | 6740 | 3370 | 5346 | 2672 | 4811 | 2406 |
| 1383 |  | 242 | 109 | 72 | 1,90 | 3 STR LARGE 2 RELAX 2 MOT | 7144 | 3572 | 7426 | 3713 | 6001 | 3001 | 5447 | 2723 |
| 1385 |  | 242 | 109 | 72 | 1,90 | 3 STR LARGE 1 LHF RELAX 2 MOT | 6262 | 3130 | 6539 | 3269 | 5194 | 2597 | 4682 | 2341 |
| 1384 |  | 242 | 109 | 72 | 1,90 | 3 STR LARGE 1 RHF RELAX 2 MOT | 6262 | 3130 | 6539 | 3269 | 5194 | 2597 | 4682 | 2341 |
| 1317 |  | 226 | 109 | 72 | 1,77 | 3 STR (2 CUSHIONS) 2 RELAX AND 2 MOTORS | 6779 | 3389 | 7047 | 3524 | 5690 | 2845 | 5164 | 2583 |




NON SFODERABILE







| COD. |  | W Width (CM) | D Depth (CM) | H Height (CM) | MC Volume | BEVERLY 2 | PELLE | PELLE | PELLE | PELLE | TESS | TESS | CASHMERE | CASHMERE |
|------|---|--------------------|--------------------|---------------------|--------------|---|-------|-------------|-------|-------------|------|-------------|----------|-------------|
| | | | | | | | B | B | C | C | B | B | | |
| 1374 |  | 226 | 109 | 72 | 1,77 | 3 STR (2 CUSHIONS) 1 LHF RELAX 2 MOTORS | 5896 | 2948 | 6169 | 3084 | 4888 | 2444 | 4400 | 2200 |
| 1373 |  | 226 | 109 | 72 | 1,77 | 3 STR (2 CUSHIONS) 1 RHF RELAX 2 MOTORS | 5896 | 2948 | 6169 | 3084 | 4888 | 2444 | 4400 | 2200 |
| 1239 |  | 216 | 109 | 72 | 1,70 | 2 STR MAXI 2 RECLINERS 2 MOTORS | 6450 | 3225 | 6708 | 3354 | 5408 | 2704 | 4908 | 2454 |
| 1218 |  | 216 | 109 | 72 | 1,70 | 2 STR MAXI LHF RECLINERS 2 MOTORS | 5580 | 2791 | 5842 | 2920 | 4610 | 2305 | 4143 | 2072 |
| 1217 |  | 216 | 109 | 72 | 1,70 | 2 STR MAXI RHF RECLINERS 2 MOTORS | 5580 | 2791 | 5842 | 2920 | 4610 | 2305 | 4143 | 2072 |
| 1244 |  | 196 | 109 | 72 | 1,54 | 2 STR 2 RECLINERS 2 MOTORS | 6048 | 3023 | 6295 | 3148 | 5072 | 2536 | 4597 | 2299 |
| 1236 |  | 196 | 109 | 72 | 1,54 | 2 STR LHF RECLINERS 2 MOTORS | 5182 | 2591 | 5429 | 2715 | 4274 | 2137 | 3837 | 1919 |
| 1235 |  | 196 | 109 | 72 | 1,54 | 2 STR RHF RECLINERS 2 MOTORS | 5182 | 2591 | 5429 | 2715 | 4274 | 2137 | 3837 | 1919 |
| 1126 |  | 108 | 109 | 72 | 0,85 | RECLINER CHAIR 2 MOTORS | 3925 | 1962 | 4060 | 2030 | 3332 | 1667 | 3043 | 1521 |
| 1325 |  | 226 | 109 | 72 | 1,77 | XL 3 STR 1 ARM LHF 2 RELAX 2 MOT | 6900 | 3451 | 7140 | 3570 | 5854 | 2927 | 5342 | 2670 |
| 1324 |  | 226 | 109 | 72 | 1,77 | XL 3 STR 1 ARM RHF 2 RELAX 2 MOT | 6900 | 3451 | 7140 | 3570 | 5854 | 2927 | 5342 | 2670 |
| 1327 |  | 226 | 109 | 72 | 1,77 | XL 3 STR 1 ARM LHF RELAX 2 MOT | 6014 | 3007 | 6258 | 3128 | 5047 | 2523 | 4573 | 2286 |
| 1326 |  | 226 | 109 | 72 | 1,77 | XL 3 STR 1 ARM RHF RELAX 2 MOT | 6014 | 3007 | 6258 | 3128 | 5047 | 2523 | 4573 | 2286 |
| 1387 |  | 212 | 109 | 72 | 1,66 | 3 STR LARGE 1 ARM LHF 2 RELAX 2 MOT | 6712 | 3356 | 6934 | 3467 | 5707 | 2853 | 5215 | 2607 |
| 1386 |  | 212 | 109 | 72 | 1,66 | 3 STR LARGE 1 ARM RHF 2 RELAX 2 MOT | 6712 | 3356 | 6934 | 3467 | 5707 | 2853 | 5215 | 2607 |
| 1389 |  | 212 | 109 | 72 | 1,66 | 3 STR LARGE 1 ARM LHF 1 RELAX 2 MOT | 5828 | 2914 | 6056 | 3027 | 4908 | 2454 | 4454 | 2228 |
| 1388 |  | 212 | 109 | 72 | 1,66 | 3 STR LARGE 1 ARM RHF 1 RELAX 2 MOT | 5828 | 2914 | 6056 | 3027 | 4908 | 2454 | 4454 | 2228 |
| 1357 |  | 196 | 109 | 72 | 1,54 | 3 STR (2 CUSHIONS) 1 ARM LHF 2REC 2MOTORS | 6341 | 3171 | 6556 | 3278 | 5400 | 2700 | 4934 | 2466 |
| 1356 |  | 196 | 109 | 72 | 1,54 | 3 STR (2 CUSHIONS) 1 ARM RHF 2REC 2MOTORS | 6341 | 3171 | 6556 | 3278 | 5400 | 2700 | 4934 | 2466 |
| 1335 |  | 196 | 109 | 72 | 1,54 | 3 STR (2 CUSH)1 ARM LHF RECLINER 2 MOTORS | 5467 | 2734 | 5685 | 2843 | 4589 | 2295 | 4165 | 2082 |
| 1334 |  | 113 | 109 | 72 | 0,89 | 3 STR (2 CUSH)1 ARM RHF RECLINER 2 MOTORS | 5467 | 2734 | 5685 | 2843 | 4589 | 2295 | 4165 | 2082 |






















NON SFODERABILE























| COD. |  | W Width (CM) | D Depth (CM) | H Height (CM) | M ^C Volume | BEVERLY 2 | PELLE B | PELLE B | PELLE C | PELLE C | TESS B | TESS B | CASHMERE | CASHMERE |
|------|---|--------------------|--------------------|---------------------|--------------------------|--|------------|------------|------------|------------|-----------|-----------|----------|----------|
| 1241 |  | 186 | 109 | 72 | 1,46 | 2 STR MAXI 1 ARM LHF 2 RECLINERS 2 MOTORS | 6005 | 3003 | 6211 | 3106 | 5110 | 2555 | 4673 | 2337 |
| 1240 |  | 186 | 109 | 72 | 1,46 | 2 STR MAXI 1 ARM RHF 2 RECLINERS 2 MOTORS | 6005 | 3003 | 6211 | 3106 | 5110 | 2555 | 4673 | 2337 |
| 1246 |  | 186 | 109 | 72 | 1,46 | 2 STR MAXI 1 ARM LHF RECLINER 2 MOTORS | 5152 | 2577 | 5358 | 2680 | 4312 | 2156 | 3909 | 1954 |
| 1245 |  | 186 | 109 | 72 | 1,46 | 2 STR MAXI 1 ARM RHF RECLINER 2 MOTORS | 5152 | 2577 | 5358 | 2680 | 4312 | 2156 | 3909 | 1954 |
| 1243 |  | 166 | 109 | 72 | 1,30 | 2 STR 1 ARM LHF 2 RECLINER 2MOTORS | 5598 | 2799 | 5782 | 2892 | 4774 | 2387 | 4363 | 2181 |
| 1242 |  | 166 | 109 | 72 | 1,30 | 2 STR 1 ARM RHF 2 RECLINER 2MOTORS | 5598 | 2799 | 5782 | 2892 | 4774 | 2387 | 4363 | 2181 |
| 1238 |  | 166 | 109 | 72 | 1,30 | 2 STR 1 ARM LHF RECLINER 2MOTORS | 4753 | 2377 | 4950 | 2476 | 3984 | 1992 | 3606 | 1802 |
| 1237 |  | 166 | 109 | 72 | 1,30 | 2 STR 1 ARM RHF RECLINER 2MOTORS | 4753 | 2377 | 4950 | 2476 | 3984 | 1992 | 3606 | 1802 |
| 1150 |  | 128 | 109 | 72 | 1,00 | CHAIR XLARGE 1 ARM LHF WITH 2 MOTORS | 3665 | 1832 | 3812 | 1905 | 3072 | 1536 | 2791 | 1395 |
| 1149 |  | 128 | 109 | 72 | 1,00 | CHAIR XLARGE 1 ARM RHF WITH 2 MOTORS | 3665 | 1832 | 3812 | 1905 | 3072 | 1536 | 2791 | 1395 |
| 1164 |  | 121 | 109 | 72 | 0,95 | ARMCHAIR LARGE 1 ARM LHF RELAX 2 MOT | 3576 | 1788 | 3715 | 1857 | 2997 | 1498 | 2723 | 1362 |
| 1163 |  | 121 | 109 | 72 | 0,95 | ARMCHAIR LARGE 1 ARM RHF RELAX 2 MOT | 3576 | 1788 | 3715 | 1857 | 2997 | 1498 | 2723 | 1362 |
| 1155 |  | 113 | 109 | 72 | 0,89 | CHAIR (2 CUSH) 1 ARM LHF WITH 2 MOTORS | 3387 | 1693 | 3522 | 1761 | 2845 | 1423 | 2349 | 1175 |
| 1154 |  | 113 | 109 | 72 | 0,89 | CHAIR (2 CUSH) 1 ARM RHF WITH 2 MOTORS | 3387 | 1693 | 3522 | 1761 | 2845 | 1423 | 2585 | 1292 |
| 1158 |  | 108 | 109 | 72 | 0,85 | MAXI CHAIR 1 ARM LHF RECLINER 2 MOTORS | 3223 | 1612 | 3354 | 1677 | 2702 | 1352 | 2454 | 1227 |
| 1157 |  | 108 | 109 | 72 | 0,85 | MAXI CHAIR 1 ARM RHF RECLINER 2 MOTORS | 3223 | 1612 | 3354 | 1677 | 2702 | 1352 | 2454 | 1227 |
| 1152 |  | 98 | 109 | 72 | 0,77 | CHAIR 1 ARM LHF WITH 2 MOTORS | 3025 | 1513 | 3148 | 1574 | 2534 | 1267 | 2299 | 1150 |
| 1151 |  | 98 | 109 | 72 | 0,77 | CHAIR 1 ARM RHF WITH 2 MOTORS | 3025 | 1513 | 3148 | 1574 | 2534 | 1267 | 2299 | 1150 |
| 1166 |  | 98 | 109 | 72 | 0,77 | ARMLESS XL RELAX CHAIR 2 MOTORS | 3235 | 1618 | 3328 | 1665 | 2777 | 1389 | 2555 | 1277 |
| 1165 |  | 91 | 109 | 72 | 0,71 | ARMLESS LARGE CHAIR RECLINER 2 MOT | 3135 | 1568 | 3223 | 1612 | 2706 | 1354 | 2492 | 1246 |
| 1153 |  | 83 | 109 | 72 | 0,65 | ARMLESS CHAIR (2 CUSH) RECLINER W/2 MOTORS | 2950 | 1475 | 3035 | 1517 | 2551 | 1275 | | |























NON SFODERABILE























| COD. | | W Width (CM) | D Depth (CM) | H Height (CM) | MC Volume | BEVERLY 2 | PELLE B | PELLE B | PELLE C | PELLE C | TESS B | TESS B | CASHMERE | CASHMERE |
|------|---|---------------------------|---------------------------|----------------------------|---------------------|--|------------|-------------|------------|-------------|-----------|-------------|----------|-------------|
| 1156 |  | 78 | 109 | 72 | 0,61 | ARMLESS MAXI CHAIR RECLINER W/2 MOTORS | 2782 | 1391 | 2853 | 1427 | 2404 | 1202 | 2214 | 1108 |
| 1159 |  | 68 | 109 | 72 | 0,53 | ARMLESS CHAIR RECLINER W/2 MOTORS | 2571 | 1286 | 2639 | 1320 | 2236 | 1118 | 2068 | 1034 |
| 0801 |  | 106 | 106 | 41 | 0,46 | SQUARE FOOTSTOOL | 1052 | 526 | 1108 | 554 | 950 | 475 | 813 | 407 |





| COD. |  | W Width (CM) | D Depth (CM) | H Height (CM) | M ^C Volume | BEVERLY 2 SFOD. | PELLE B | PELLE B | PELLE C | PELLE C | TESS B | TESS B | CASHMERE | CASHMERE |
|------|---|--------------------|--------------------|---------------------|--------------------------|------------------------------|------------|------------|------------|------------|-----------|-----------|----------|----------|
| 0430 |  | 242 | 109 | 72 | 1,90 | 3 SEATER LARGE | | | | | 4518 | 2259 | | |
| 0305 |  | 226 | 109 | 72 | 1,77 | 3 STR (2 CUSHIONS) | | | | | 4291 | 2145 | | |
| 0210 |  | 216 | 109 | 72 | 1,70 | 2 SEATER MAXI | | | | | 3974 | 1987 | | |
| 0200 |  | 196 | 109 | 72 | 1,54 | 2 SEATER | | | | | 3600 | 1799 | | |
| 0100 |  | 108 | 109 | 72 | 0,85 | ARMCHAIR | | | | | 2190 | 1094 | | |
| 0492 |  | 226 | 109 | 72 | 1,77 | XL 3 SEATER 1 ARM LHF | | | | | 4424 | 2211 | | |
| 0491 |  | 226 | 109 | 72 | 1,77 | XL 3 SEATER 1 ARM RHF | | | | | 4424 | 2211 | | |
| 0432 |  | 212 | 109 | 72 | 1,66 | 3 STR LARGE 1 ARM LHF | | | | | 4287 | 2143 | | |
| 0431 |  | 212 | 109 | 72 | 1,66 | 3 STR LARGE 1 ARM RHF | | | | | 4287 | 2143 | | |
| 0345 |  | 196 | 109 | 72 | 1,54 | 3 STR (2 CUSHIONS) 1 ARM LHF | | | | | 3970 | 1985 | | |
| 0344 |  | 196 | 109 | 72 | 1,54 | 3 STR (2 CUSHIONS) 1 ARM RHF | | | | | 3970 | 1985 | | |
| 0212 |  | 186 | 109 | 72 | 1,46 | 2 STR MAXI 1 ARM LHF | | | | | 3654 | 1827 | | |
| 0211 |  | 186 | 109 | 72 | 1,46 | 2 STR MAXI 1 ARM RHF | | | | | 3654 | 1827 | | |
| 0202 |  | 166 | 109 | 72 | 1,30 | 2 STR 1 ARM LHF | | | | | 3275 | 1638 | | |
| 0201 |  | 166 | 109 | 72 | 1,30 | 2 STR 1 ARM RHF | | | | | 3275 | 1638 | | |
| 0192 |  | 128 | 109 | 72 | 1,00 | XL ARMCHAIR 1 ARM LHF | | | | | 2497 | 1250 | | |
| 0191 |  | 128 | 109 | 72 | 1,00 | XL ARMCHAIR 1 ARM RHF | | | | | 2497 | 1250 | | |
| 0109 |  | 121 | 109 | 72 | 0,95 | LARGE CHAIR 1 ARM LHF | | | | | 2417 | 1210 | | |
| 0108 |  | 121 | 109 | 72 | 0,95 | LARGE CHAIR 1 ARM RHF | | | | | 2417 | 1210 | | |
| 0117 |  | 113 | 109 | 72 | 0,89 | CHAIR 1 ARM LHF (2CUSHIONS) | | | | | 2252 | 1126 | | |
| 0116 |  | 113 | 109 | 72 | 0,89 | CHAIR 1 ARM RHF (2CUSHIONS) | | | | | 2252 | 1126 | | |








| COD. | | W Width (CM) | D Depth (CM) | H Height (CM) | M ^C Volume | BEVERLY 2 SFOD. | PELLE B | PELLE B | PELLE C | PELLE C | TESS B | TESS B | CASHMERE | CASHMERE |
|------|---|--------------------|--------------------|---------------------|--------------------------|---|------------|------------|------------|------------|-----------|-----------|----------|----------|
| 0112 |  | 108 | 109 | 72 | 0,85 | MAXI ARMCHAIR 1 ARM LHF | | | | | 2106 | 1053 | | |
| 0111 |  | 108 | 109 | 72 | 0,85 | MAXI ARMCHAIR 1 ARM RHF | | | | | 2106 | 1053 | | |
| 0102 |  | 98 | 109 | 72 | 0,77 | ARMCHAIR 1 ARM LHF | | | | | 1924 | 962 | | |
| 0101 |  | 98 | 109 | 72 | 0,77 | ARMCHAIR 1 ARM RHF | | | | | 1924 | 962 | | |
| 0193 |  | 98 | 109 | 72 | 0,77 | XL ARMLESS UNIT | | | | | 2149 | 1075 | | |
| 0104 |  | 91 | 109 | 72 | 0,71 | BIG ARMLESS UNIT | | | | | 2083 | 1041 | | |
| 0115 |  | 83 | 109 | 72 | 0,65 | ARMLESS UNIT (2 CUSHIONS) | | | | | 1904 | 953 | | |
| 0113 |  | 78 | 109 | 72 | 0,61 | MAXI ARMLESS UNIT | | | | | 1760 | 880 | | |
| 0103 |  | 68 | 109 | 72 | 0,53 | ARMLESS UNIT | | | | | 1587 | 795 | | |
| 0612 |  | 114 | 114 | 72 | 0,94 | SQUARED OPEN CORNER | | | | | 2758 | 1378 | | |
| 0602 |  | 136 | 136 | 72 | 1,49 | CORNER | | | | | 2545 | 1272 | | |
| 0885 |  | 246 | 114 | 72 | 2,02 | CORNER&CHAIR MAXI PENINSULA LHF W/MECH. | | | | | 4739 | 2369 | | |
| 0884 |  | 246 | 114 | 72 | 2,02 | CORNER&CHAIR MAXI PENINSULA RHF W/MECH. | | | | | 4739 | 2369 | | |
| 0883 |  | 236 | 114 | 72 | 1,94 | SQUARE OPEN CORNER&CHAIR PEN LHF W/MECH | | | | | 4549 | 2275 | | |
| 0882 |  | 236 | 114 | 72 | 1,94 | SQUARE OPEN CORNER&CHAIR PEN RHF W/MECH | | | | | 4549 | 2275 | | |
| 0718 |  | 153 | 109 | 72 | 1,20 | CHAIR XL PENINSULA 1 ARM LHF | | | | | 2519 | 1260 | | |
| 0717 |  | 153 | 109 | 72 | 1,20 | CHAIR XL PENINSULA 1 ARM RHF | | | | | 2519 | 1260 | | |
| 0738 |  | 146 | 109 | 72 | 1,15 | LARGE CHAIR PENINSULA LHF | | | | | 2467 | 1234 | | |
| 0737 |  | 146 | 109 | 72 | 1,15 | LARGE CHAIR PENINSULA RHF | | | | | 2467 | 1234 | | |
| 0716 |  | 138 | 109 | 72 | 1,08 | CHAIR (2 CUSHIONS)PENINSULA LHF | | | | | 2413 | 1206 | | |
| 0715 |  | 138 | 109 | 72 | 1,08 | CHAIR (2 CUSHIONS)PENINSULA RHF | | | | | 2413 | 1206 | | |























| COD. |  | W Width (CM) | D Depth (CM) | H Height (CM) | M ^C Volume | BEVERLY 2 SFOD. | PELLE B | PELLE B | PELLE C | PELLE C | TESS B | TESS B | CASHMERE | CASHMERE |
|------|---|--------------------|--------------------|---------------------|--------------------------|---|------------|------------|------------|------------|-----------|-----------|----------|----------|
| 0714 |  | 133 | 109 | 72 | 1,04 | MAXI CHAIR PENINSULA LHF | | | | | 2376 | 1187 | | |
| 0713 |  | 133 | 109 | 72 | 1,04 | MAXI CHAIR PENINSULA RHF | | | | | 2376 | 1187 | | |
| 0712 |  | 123 | 109 | 72 | 0,97 | CHAIR PENINSULA LHF | | | | | 2304 | 1152 | | |
| 0711 |  | 123 | 109 | 72 | 0,97 | CHAIR PENINSULA RHF | | | | | 2304 | 1152 | | |
| 0891 |  | 128 | 168 | 72 | 1,55 | XL CHAISELONGUE 1 ARM LHF | | | | | 3297 | 1648 | | |
| 0890 |  | 128 | 168 | 72 | 1,55 | XL CHAISELONGUE 1 ARM RHF | | | | | 3297 | 1648 | | |
| 0789 |  | 121 | 168 | 72 | 1,46 | LARGE CHAISELONGUE 1 ARM LHF | | | | | 3227 | 1614 | | |
| 0788 |  | 121 | 168 | 72 | 1,46 | LARGE CHAISELONGUE 1 ARM RHF | | | | | 3227 | 1614 | | |
| 0697 |  | 113 | 168 | 72 | 1,37 | CHAISE LONGUE (2 CUSHIONS) LHF | | | | | 3150 | 1575 | | |
| 0696 |  | 113 | 168 | 72 | 1,37 | CHAISE LONGUE (2 CUSHIONS) RHF | | | | | 3150 | 1575 | | |
| 0705 |  | 108 | 168 | 72 | 1,31 | CHAISELONGUE MAXI 1 ARM LHF | | | | | 3119 | 1560 | | |
| 0704 |  | 108 | 168 | 72 | 1,31 | CHAISELONGUE MAXI 1 ARM RHF | | | | | 3119 | 1560 | | |
| 0701 |  | 98 | 168 | 72 | 1,19 | CHAISELONGUE 1 ARM LHF | | | | | 2805 | 1403 | | |
| 0700 |  | 98 | 168 | 72 | 1,19 | CHAISELONGUE 1 ARM RHF | | | | | 2805 | 1403 | | |
| 1397 |  | 256 | 109 | 72 | 2,01 | 3 STR XLARGE 2 RELAX 2 MOT | | | | | 6577 | 3288 | | |
| 1399 |  | 256 | 109 | 72 | 2,01 | 3 STR XLARGE 1 LHF RELAX 2 MOT | | | | | 5786 | 2894 | | |
| 1398 |  | 256 | 109 | 72 | 2,01 | 3 STR XLARGE 1 RHF RELAX 2 MOT | | | | | 5786 | 2894 | | |
| 1383 |  | 242 | 109 | 72 | 1,90 | 3 STR LARGE 2 RELAX 2 MOT | | | | | 6413 | 3207 | | |
| 1385 |  | 242 | 109 | 72 | 1,90 | 3 STR LARGE 1 LHF RELAX 2 MOT | | | | | 5623 | 2811 | | |
| 1384 |  | 242 | 109 | 72 | 1,90 | 3 STR LARGE 1 RHF RELAX 2 MOT | | | | | 5623 | 2811 | | |
| 1317 |  | 226 | 109 | 72 | 1,77 | 3 STR (2 CUSHIONS) 2 RELAX AND 2 MOTORS | | | | | 6081 | 3041 | | |























| COD. |  | W Width (CM) | D Depth (CM) | H Height (CM) | M ^C Volume | BEVERLY 2 SFOD. | PELLE B | PELLE B | PELLE C | PELLE C | TESS B | TESS B | CASHMERE | CASHMERE |
|------|---|--------------------|--------------------|---------------------|--------------------------|---|------------|------------|------------|------------|-----------|-----------|----------|----------|
| 1374 |  | 226 | 109 | 72 | 1,77 | 3 STR (2 CUSHIONS) 1 LHF RELAX 2 MOTORS | | | | | 5291 | 2646 | | |
| 1373 |  | 226 | 109 | 72 | 1,77 | 3 STR (2 CUSHIONS) 1 RHF RELAX 2 MOTORS | | | | | 5291 | 2646 | | |
| 1239 |  | 216 | 109 | 72 | 1,70 | 2 STR MAXI 2 RECLINERS 2 MOTORS | | | | | 5782 | 2892 | | |
| 1218 |  | 216 | 109 | 72 | 1,70 | 2 STR MAXI LHF RECLINERS 2 MOTORS | | | | | 4997 | 2498 | | |
| 1217 |  | 216 | 109 | 72 | 1,70 | 2 STR MAXI RHF RECLINERS 2 MOTORS | | | | | 4997 | 2498 | | |
| 1244 |  | 196 | 109 | 72 | 1,54 | 2 STR 2 RECLINERS 2 MOTORS | | | | | 5413 | 2706 | | |
| 1236 |  | 196 | 109 | 72 | 1,54 | 2 STR LHF RECLINERS 2 MOTORS | | | | | 4631 | 2315 | | |
| 1235 |  | 196 | 109 | 72 | 1,54 | 2 STR RHF RECLINERS 2 MOTORS | | | | | 4631 | 2315 | | |
| 1126 |  | 108 | 109 | 72 | 0,85 | RECLINER CHAIR 2 MOTORS | | | | | 3517 | 1758 | | |
| 1325 |  | 226 | 109 | 72 | 1,77 | XL 3 STR 1 ARM LHF 2 RELAX 2 MOT | | | | | 6228 | 3114 | | |
| 1324 |  | 226 | 109 | 72 | 1,77 | XL 3 STR 1 ARM RHF 2 RELAX 2 MOT | | | | | 6228 | 3114 | | |
| 1327 |  | 226 | 109 | 72 | 1,77 | XL 3 STR 1 ARM LHF RELAX 2 MOT | | | | | 5438 | 2719 | | |
| 1326 |  | 226 | 109 | 72 | 1,77 | XL 3 STR 1 ARM RHF RELAX 2 MOT | | | | | 5438 | 2719 | | |
| 1387 |  | 212 | 109 | 72 | 1,66 | 3 STR LARGE 1 ARM LHF 2 RELAX 2 MOT | | | | | 6072 | 3037 | | |
| 1386 |  | 212 | 109 | 72 | 1,66 | 3 STR LARGE 1 ARM RHF 2 RELAX 2 MOT | | | | | 6072 | 3037 | | |
| 1389 |  | 212 | 109 | 72 | 1,66 | 3 STR LARGE 1 ARM LHF 1 RELAX 2 MOT | | | | | 5291 | 2646 | | |
| 1388 |  | 212 | 109 | 72 | 1,66 | 3 STR LARGE 1 ARM RHF 1 RELAX 2 MOT | | | | | 5291 | 2646 | | |
| 1357 |  | 196 | 109 | 72 | 1,54 | 3 STR (2 CUSHIONS) 1 ARM LHF 2REC 2MOTORS | | | | | 5741 | 2870 | | |
| 1356 |  | 196 | 109 | 72 | 1,54 | 3 STR (2 CUSHIONS) 1 ARM RHF 2REC 2MOTORS | | | | | 5741 | 2870 | | |
| 1335 |  | 196 | 109 | 72 | 1,54 | 3 STR (2 CUSH)1 ARM LHF RECLINER 2 MOTORS | | | | | 4946 | 2474 | | |
| 1334 |  | 196 | 109 | 72 | 1,54 | 3 STR (2 CUSH)1 ARM RHF RECLINER 2 MOTORS | | | | | 4946 | 2474 | | |























| COD. |  | W Width (CM) | D Depth (CM) | H Height (CM) | M ^C Volume | BEVERLY 2 SFOD. | PELLE B | PELLE B | PELLE C | PELLE C | TESS B | TESS B | CASHMERE | CASHMERE |
|------|---|--------------------|--------------------|---------------------|--------------------------|--|------------|------------|------------|------------|-----------|-----------|----------|----------|
| 1241 |  | 186 | 109 | 72 | 1,46 | 2 STR MAXI 1 ARM LHF 2 RECLINERS 2 MOTORS | | | | | 5429 | 2715 | | |
| 1240 |  | 186 | 109 | 72 | 1,46 | 2 STR MAXI 1 ARM RHF 2 RECLINERS 2 MOTORS | | | | | 5429 | 2715 | | |
| 1246 |  | 186 | 109 | 72 | 1,46 | 2 STR MAXI 1 ARM LHF RECLINER 2 MOTORS | | | | | 4652 | 2326 | | |
| 1245 |  | 186 | 109 | 72 | 1,46 | 2 STR MAXI 1 ARM RHF RECLINER 2 MOTORS | | | | | 4652 | 2326 | | |
| 1243 |  | 166 | 109 | 72 | 1,30 | 2 STR 1 ARM LHF 2 RECLINER 2MOTORS | | | | | 5059 | 2530 | | |
| 1242 |  | 166 | 109 | 72 | 1,30 | 2 STR 1 ARM RHF 2 RECLINER 2MOTORS | | | | | 5059 | 2530 | | |
| 1238 |  | 166 | 109 | 72 | 1,30 | 2 STR 1 ARM LHF RECLINER 2MOTORS | | | | | 4295 | 2147 | | |
| 1237 |  | 166 | 109 | 72 | 1,30 | 2 STR 1 ARM RHF RECLINER 2MOTORS | | | | | 4295 | 2147 | | |
| 1150 |  | 128 | 109 | 72 | 1,00 | CHAIR XLARGE 1 ARM LHF WITH 2 MOTORS | | | | | 3291 | 1645 | | |
| 1149 |  | 128 | 109 | 72 | 1,00 | CHAIR XLARGE 1 ARM RHF WITH 2 MOTORS | | | | | 3291 | 1645 | | |
| 1164 |  | 121 | 109 | 72 | 0,95 | ARMCHAIR LARGE 1 ARM LHF RELAX 2 MOT | | | | | 3207 | 1603 | | |
| 1163 |  | 121 | 109 | 72 | 0,95 | ARMCHAIR LARGE 1 ARM RHF RELAX 2 MOT | | | | | 3207 | 1603 | | |
| 1155 |  | 113 | 109 | 72 | 0,89 | CHAIR (2 CUSH) 1 ARM LHF WITH 2 MOTORS | | | | | 3043 | 1521 | | |
| 1154 |  | 113 | 109 | 72 | 0,89 | CHAIR (2 CUSH) 1 ARM RHF WITH 2 MOTORS | | | | | 3043 | 1521 | | |
| 1158 |  | 108 | 109 | 72 | 0,85 | MAXI CHAIR 1 ARM LHF RECLINER 2 MOTORS | | | | | 2892 | 1445 | | |
| 1157 |  | 108 | 109 | 72 | 0,85 | MAXI CHAIR 1 ARM RHF RECLINER 2 MOTORS | | | | | 2892 | 1445 | | |
| 1152 |  | 98 | 109 | 72 | 0,77 | CHAIR 1 ARM LHF WITH 2 MOTORS | | | | | 2706 | 1354 | | |
| 1151 |  | 98 | 109 | 72 | 0,77 | CHAIR 1 ARM RHF WITH 2 MOTORS | | | | | 2706 | 1354 | | |
| 1166 |  | 98 | 109 | 72 | 0,77 | ARMLESS XL RELAX CHAIR 2 MOTORS | | | | | 2942 | 1471 | | |
| 1165 |  | 91 | 109 | 72 | 0,71 | ARMLESS LARGE CHAIR RECLINER 2 MOT | | | | | 2866 | 1433 | | |
| 1153 |  | 83 | 109 | 72 | 0,65 | ARMLESS CHAIR (2 CUSH) RECLINER W/2 MOTORS | | | | | 2698 | 1349 | | |























| <i>COD.</i> |  | W Width (CM) | D Depth (CM) | H Height (CM) | MC Volume | BEVERLY 2 SFOD. | PELLE B | PELLE B | PELLE C | PELLE C | TESS B | TESS B | CASHMERE | CASHMERE |
|-------------|---|---------------------------|---------------------------|----------------------------|---------------------|--|------------|------------|------------|------------|-----------|-------------|----------|----------|
| 1156 |  | 78 | 109 | 72 | 0,61 | ARMLESS MAXI CHAIR RECLINER W/2 MOTORS | | | | | 2543 | 1271 | | |
| 1159 |  | 68 | 109 | 72 | 0,53 | ARMLESS CHAIR RECLINER W/2 MOTORS | | | | | 2357 | 1179 | | |
| 0801 |  | 106 | 106 | 41 | 0,46 | SQUARE FOOTSTOOL | | | | | 1058 | 529 | | |






| COD. |  | W Width (CM) | D Depth (CM) | H Height (CM) | M ^C Volume | BEVERLY SFODER | PELLE B | PELLE B | PELLE C | PELLE C | TESS B | TESS B | CASHMERE | CASHMERE |
|------|---|--------------------|--------------------|---------------------|--------------------------|------------------------------|------------|------------|------------|------------|-----------|-----------|----------|----------|
| 0430 |  | 242 | 109 | 72 | 1,90 | 3 SEATER LARGE | | | | | 4518 | 2259 | | |
| 0305 |  | 226 | 109 | 72 | 1,77 | 3 STR (2 CUSHIONS) | | | | | 4291 | 2145 | | |
| 0210 |  | 216 | 109 | 72 | 1,70 | 2 SEATER MAXI | | | | | 3974 | 1987 | | |
| 0200 |  | 196 | 109 | 72 | 1,54 | 2 SEATER | | | | | 3600 | 1799 | | |
| 0100 |  | 108 | 109 | 72 | 0,85 | ARMCHAIR | | | | | 2190 | 1094 | | |
| 0492 |  | 226 | 109 | 72 | 1,77 | XL 3 SEATER 1 ARM LHF | | | | | 4424 | 2211 | | |
| 0491 |  | 226 | 109 | 72 | 1,77 | XL 3 SEATER 1 ARM RHF | | | | | 4424 | 2211 | | |
| 0432 |  | 212 | 109 | 72 | 1,66 | 3 STR LARGE 1 ARM LHF | | | | | 4287 | 2143 | | |
| 0431 |  | 212 | 109 | 72 | 1,66 | 3 STR LARGE 1 ARM RHF | | | | | 4287 | 2143 | | |
| 0345 |  | 196 | 109 | 72 | 1,54 | 3 STR (2 CUSHIONS) 1 ARM LHF | | | | | 3970 | 1985 | | |
| 0344 |  | 196 | 109 | 72 | 1,54 | 3 STR (2 CUSHIONS) 1 ARM RHF | | | | | 3970 | 1985 | | |
| 0212 |  | 186 | 109 | 72 | 1,46 | 2 STR MAXI 1 ARM LHF | | | | | 3654 | 1827 | | |
| 0211 |  | 186 | 109 | 72 | 1,46 | 2 STR MAXI 1 ARM RHF | | | | | 3654 | 1827 | | |
| 0202 |  | 166 | 109 | 72 | 1,30 | 2 STR 1 ARM LHF | | | | | 3275 | 1638 | | |
| 0201 |  | 166 | 109 | 72 | 1,30 | 2 STR 1 ARM RHF | | | | | 3275 | 1638 | | |
| 0192 |  | 128 | 109 | 72 | 1,00 | XL ARMCHAIR 1 ARM LHF | | | | | 2497 | 1250 | | |
| 0191 |  | 128 | 109 | 72 | 1,00 | XL ARMCHAIR 1 ARM RHF | | | | | 2497 | 1250 | | |
| 0109 |  | 121 | 109 | 72 | 0,95 | LARGE CHAIR 1 ARM LHF | | | | | 2417 | 1210 | | |
| 0108 |  | 121 | 109 | 72 | 0,95 | LARGE CHAIR 1 ARM RHF | | | | | 2417 | 1210 | | |
| 0117 |  | 113 | 109 | 72 | 0,89 | CHAIR 1 ARM LHF (2CUSHIONS) | | | | | 2252 | 1126 | | |
| 0116 |  | 113 | 109 | 72 | 0,89 | CHAIR 1 ARM RHF (2CUSHIONS) | | | | | 2252 | 1126 | | |

| COD. |  | W Width (CM) | D Depth (CM) | H Height (CM) | M ^C Volume | BEVERLY SFODER | PELLE B | PELLE B | PELLE C | PELLE C | TESS B | TESS B | CASHMERE | CASHMERE |
|------|---|--------------------|--------------------|---------------------|--------------------------|---|------------|------------|------------|------------|-----------|-----------|----------|----------|
| 0112 |  | 108 | 109 | 72 | 0,85 | MAXI ARMCHAIR 1 ARM LHF | | | | | 2106 | 1053 | | |
| 0111 |  | 108 | 109 | 72 | 0,85 | MAXI ARMCHAIR 1 ARM RHF | | | | | 2106 | 1053 | | |
| 0102 |  | 98 | 109 | 72 | 0,77 | ARMCHAIR 1 ARM LHF | | | | | 1924 | 962 | | |
| 0101 |  | 98 | 109 | 72 | 0,77 | ARMCHAIR 1 ARM RHF | | | | | 1924 | 962 | | |
| 0193 |  | 98 | 109 | 72 | 0,77 | XL ARMLESS UNIT | | | | | 2149 | 1075 | | |
| 0104 |  | 91 | 109 | 72 | 0,71 | BIG ARMLESS UNIT | | | | | 2083 | 1041 | | |
| 0115 |  | 83 | 109 | 72 | 0,65 | ARMLESS UNIT (2 CUSHIONS) | | | | | 1904 | 953 | | |
| 0113 |  | 78 | 109 | 72 | 0,61 | MAXI ARMLESS UNIT | | | | | 1760 | 880 | | |
| 0103 |  | 68 | 109 | 72 | 0,53 | ARMLESS UNIT | | | | | 1587 | 795 | | |
| 0612 |  | 114 | 114 | 72 | 0,94 | SQUARED OPEN CORNER | | | | | 2758 | 1378 | | |
| 0602 |  | 136 | 136 | 72 | 1,49 | CORNER | | | | | 2545 | 1272 | | |
| 0613 |  | 168 | 168 | 72 | 2,27 | SUPER CORNER | | | | | 3427 | 1714 | | |
| 0885 |  | 246 | 114 | 72 | 2,02 | CORNER&CHAIR MAXI PENINSULA LHF W/MECH. | | | | | 4739 | 2369 | | |
| 0884 |  | 246 | 114 | 72 | 2,02 | CORNER&CHAIR MAXI PENINSULA RHF W/MECH. | | | | | 4739 | 2369 | | |
| 0883 |  | 236 | 114 | 72 | 1,94 | SQUARE OPEN CORNER&CHAIR PEN LHF W/MECH | | | | | 4549 | 2275 | | |
| 0882 |  | 236 | 114 | 72 | 1,94 | SQUARE OPEN CORNER&CHAIR PEN RHF W/MECH | | | | | 4549 | 2275 | | |
| 0718 |  | 153 | 109 | 72 | 1,20 | CHAIR XL PENINSULA 1 ARM LHF | | | | | 2519 | 1260 | | |
| 0717 |  | 153 | 109 | 72 | 1,20 | CHAIR XL PENINSULA 1 ARM RHF | | | | | 2519 | 1260 | | |
| 0738 |  | 146 | 109 | 72 | 1,15 | LARGE CHAIR PENINSULA LHF | | | | | 2467 | 1234 | | |
| 0737 |  | 146 | 109 | 72 | 1,15 | LARGE CHAIR PENINSULA RHF | | | | | 2467 | 1234 | | |
| 0716 |  | 138 | 109 | 72 | 1,08 | CHAIR (2 CUSHIONS)PENINSULA LHF | | | | | 2413 | 1206 | | |


| COD. |  | W Width (CM) | D Depth (CM) | H Height (CM) | M ^C Volume | BEVERLY SFODER | PELLE B | PELLE B | PELLE C | PELLE C | TESS B | TESS B | CASHMERE | CASHMERE |
|------|---|--------------------|--------------------|---------------------|--------------------------|--|------------|------------|------------|------------|-----------|-----------|----------|----------|
| 0715 |  | 138 | 109 | 72 | 1,08 | CHAIR (2 CUSHIONS)PENINSULA RHF | | | | | 2413 | 1206 | | |
| 0714 |  | 133 | 109 | 72 | 1,04 | MAXI CHAIR PENINSULA LHF | | | | | 2376 | 1187 | | |
| 0713 |  | 133 | 109 | 72 | 1,04 | MAXI CHAIR PENINSULA RHF | | | | | 2376 | 1187 | | |
| 0712 |  | 123 | 109 | 72 | 0,97 | CHAIR PENINSULA LHF | | | | | 2304 | 1152 | | |
| 0711 |  | 123 | 109 | 72 | 0,97 | CHAIR PENINSULA RHF | | | | | 2304 | 1152 | | |
| 0891 |  | 128 | 168 | 72 | 1,55 | XL CHAISELONGUE 1 ARM LHF | | | | | 3297 | 1648 | | |
| 0890 |  | 128 | 168 | 72 | 1,55 | XL CHAISELONGUE 1 ARM RHF | | | | | 3297 | 1648 | | |
| 0789 |  | 121 | 168 | 72 | 1,46 | LARGE CHAISELONGUE 1 ARM LHF | | | | | 3227 | 1614 | | |
| 0788 |  | 121 | 168 | 72 | 1,46 | LARGE CHAISELONGUE 1 ARM RHF | | | | | 3227 | 1614 | | |
| 0697 |  | 113 | 168 | 72 | 1,37 | CHAISE LONGUE (2 CUSHIONS) LHF | | | | | 3150 | 1575 | | |
| 0696 |  | 113 | 168 | 72 | 1,37 | CHAISE LONGUE (2 CUSHIONS) RHF | | | | | 3150 | 1575 | | |
| 0705 |  | 108 | 168 | 72 | 1,31 | CHAISELONGUE MAXI 1 ARM LHF | | | | | 3119 | 1560 | | |
| 0704 |  | 108 | 168 | 72 | 1,31 | CHAISELONGUE MAXI 1 ARM RHF | | | | | 3119 | 1560 | | |
| 0701 |  | 98 | 168 | 72 | 1,19 | CHAISELONGUE 1 ARM LHF | | | | | 2805 | 1403 | | |
| 0700 |  | 98 | 168 | 72 | 1,19 | CHAISELONGUE 1 ARM RHF | | | | | 2805 | 1403 | | |
| 1390 |  | 256 | 109 | 72 | 2,01 | XL 3 STR WITH 2 ELECTRIC RECLINERS | | | | | 6295 | 3148 | | |
| 1392 |  | 256 | 109 | 72 | 2,01 | 3 XL STR WITH 1 SX ELECTRIC RECLINERS | | | | | 5645 | 2823 | | |
| 1391 |  | 256 | 109 | 72 | 2,01 | 3 XL STR WITH 1 DX ELECTRIC RECLINERS | | | | | 5645 | 2823 | | |
| 1440 |  | 242 | 109 | 72 | 1,90 | LARGE 3 SEATER WITH 2 ELECT.RECLINERS | | | | | 6132 | 3066 | | |
| 1445 |  | 242 | 109 | 72 | 1,90 | LARGE 3 SEATER WITH LHF RECLINER ELECT | | | | | 5485 | 2742 | | |
| 1444 |  | 242 | 109 | 72 | 1,90 | LARGE 3 SEATER WITH RHF RECLINER ELECT | | | | | 5485 | 2742 | | |

| COD. |  | W Width (CM) | D Depth (CM) | H Height (CM) | M ^C Volume | BEVERLY SFODER | PELLE B | PELLE B | PELLE C | PELLE C | TESS B | TESS B | CASHMERE | CASHMERE |
|------|---|--------------------|--------------------|---------------------|--------------------------|--|------------|------------|------------|------------|-----------|-----------|----------|----------|
| 1342 |  | 226 | 109 | 72 | 1,77 | 3 STR (2 CUSHIONS) 2 ELECTRIC RECLINERS | | | | | 5801 | 2901 | | |
| 1341 |  | 226 | 109 | 72 | 1,77 | 3 STR (2 CUSHIONS) 1 LHF ELECTRIC RELAX | | | | | 5152 | 2577 | | |
| 1340 |  | 226 | 109 | 72 | 1,77 | 3 STR (2 CUSHIONS) 1 RHF ELECTRIC RELAX | | | | | 5152 | 2577 | | |
| 1230 |  | 216 | 109 | 72 | 1,70 | 2 STR MAXI 2 ELECTRIC RECLINERS | | | | | 5500 | 2751 | | |
| 1216 |  | 216 | 109 | 72 | 1,70 | 2 STR MAXI WITH LHF ELECTRIC RECLINER | | | | | 4856 | 2428 | | |
| 1215 |  | 216 | 109 | 72 | 1,70 | 2 STR MAXI WITH RHF ELECTRIC RECLINER | | | | | 4856 | 2428 | | |
| 1220 |  | 196 | 109 | 72 | 1,54 | 2 STR WITH 2 ELECTRIC RECLINERS | | | | | 5133 | 2566 | | |
| 1206 |  | 196 | 109 | 72 | 1,54 | 2 STR WITH LHF ELECTRIC RECLINER | | | | | 4490 | 2245 | | |
| 1205 |  | 196 | 109 | 72 | 1,54 | 2 STR WITH RHF ELECTRIC RECLINER | | | | | 4490 | 2245 | | |
| 1120 |  | 108 | 109 | 72 | 0,85 | ELECTRIC RECLINING ARMCHAIR | | | | | 3376 | 1688 | | |
| 1394 |  | 226 | 109 | 72 | 1,77 | XL 3 STR 1 ARM LHF 2 RELAX | | | | | 5949 | 2974 | | |
| 1393 |  | 226 | 109 | 72 | 1,77 | XL 3 STR 1 ARM RHF 2 RELAX | | | | | 5949 | 2974 | | |
| 1396 |  | 226 | 109 | 72 | 1,77 | 3 XL STR WITH 1 LHF ELECTRIC RECLINERS | | | | | 5297 | 2649 | | |
| 1395 |  | 226 | 109 | 72 | 1,77 | 3 XL STR WITH 1 RHF ELECTRIC RECLINERS | | | | | 5297 | 2649 | | |
| 1448 |  | 212 | 109 | 72 | 1,66 | LARGE 3 SEATER LHF WITH 2 RECLINER ELECT | | | | | 5790 | 2896 | | |
| 1447 |  | 212 | 109 | 72 | 1,66 | LARGE 3 SEATER RHF WITH 2 RECLINER ELECT | | | | | 5790 | 2896 | | |
| 1442 |  | 212 | 109 | 72 | 1,66 | LARGE 3 SEATER LHF WITH RECLINER ELECT. | | | | | 5149 | 2576 | | |
| 1441 |  | 212 | 109 | 72 | 1,66 | LARGE 3 SEATER RHF WITH RECLINER ELECT. | | | | | 5149 | 2576 | | |
| 1378 |  | 196 | 109 | 72 | 1,54 | 3 STR (2 CUSH) 1 ARM LHF 2 ELECT RECLINER | | | | | 5458 | 2729 | | |
| 1377 |  | 196 | 109 | 72 | 1,54 | 3 STR (2 CUSH) 1 ARM RHF 2 ELECT RECLINERS | | | | | 5458 | 2729 | | |
| 1339 |  | 196 | 109 | 72 | 1,54 | 3 STR (2 CUSH) 1 ARM LHF ELECTRIC RECLINER | | | | | 4805 | 2403 | | |




















| COD. |  | W Width (CM) | D Depth (CM) | H Height (CM) | M ^C Volume | BEVERLY SFODER | PELLE B | PELLE B | PELLE C | PELLE C | TESS B | TESS B | CASHMERE | CASHMERE |
|------|---|--------------------|--------------------|---------------------|--------------------------|--|------------|------------|------------|------------|-----------|-----------|----------|----------|
| 1338 |  | 196 | 109 | 72 | 1,54 | 3 STR (2 CUSH) 1 ARM RHF ELECTRIC RECLINER | | | | | 4805 | 2403 | | |
| 1228 |  | 186 | 109 | 72 | 1,46 | 2 STR MAXI 1 ARM LHF WITH 2 ELECT RECLINER | | | | | 5150 | 2576 | | |
| 1227 |  | 186 | 109 | 72 | 1,46 | 2 STR MAXI 1 ARM RHF WITH 2 ELECT RECLINER | | | | | 5150 | 2576 | | |
| 1232 |  | 186 | 109 | 72 | 1,46 | LHF 2 STR MAXI WITH ELECTRIC RECLINER | | | | | 4510 | 2254 | | |
| 1231 |  | 186 | 109 | 72 | 1,46 | RHF 2 STR MAXI WITH ELECTRIC RECLINER | | | | | 4510 | 2254 | | |
| 1225 |  | 166 | 109 | 72 | 1,30 | 2 STR 1 ARM LHF WITH 2 ELECTRIC RECLINER | | | | | 4782 | 2391 | | |
| 1224 |  | 166 | 109 | 72 | 1,30 | 2 STR 1 ARM RHF WITH 2 ELECTRIC RECLINER | | | | | 4782 | 2391 | | |
| 1222 |  | 166 | 109 | 72 | 1,30 | 2 STR 1 ARM LHF WITH ELECTRIC RECLINER | | | | | 4154 | 2077 | | |
| 1221 |  | 166 | 109 | 72 | 1,30 | 2 STR 1 ARM RHF WITH ELECTRIC RECLINER | | | | | 4154 | 2077 | | |
| 1137 |  | 128 | 109 | 72 | 1,00 | XL CHAIR 1 ARM LHF WITH ELECTRIC RECLINER | | | | | 3148 | 1574 | | |
| 1136 |  | 128 | 109 | 72 | 1,00 | XL CHAIR 1 ARM RHF WITH ELECTRIC RECLINER | | | | | 3148 | 1574 | | |
| 1135 |  | 121 | 109 | 72 | 0,95 | LARGE CHAIR 1 ARM LHF WITH ELECTRIC RECLINER | | | | | 3066 | 1533 | | |
| 1134 |  | 121 | 109 | 72 | 0,95 | LARGE CHAIR 1 ARM RHF WITH ELECTRIC RECLINER | | | | | 3066 | 1533 | | |
| 1143 |  | 113 | 109 | 72 | 0,89 | CHAIR (2 CUSH)1 ARM LHF WITH ELECT RECLINER | | | | | 2901 | 1449 | | |
| 1142 |  | 113 | 109 | 72 | 0,89 | CHAIR (2 CUSH)1 ARM RHF WITH ELECT RECLINER | | | | | 2901 | 1449 | | |
| 1125 |  | 108 | 109 | 72 | 0,85 | MAXI CHAIR 1 ARM LHF WITH ELECTRIC RECLINER | | | | | 2751 | 1375 | | |
| 1124 |  | 108 | 109 | 72 | 0,85 | MAXI CHAIR 1 ARM RHF WITH ELECTRIC RECLINER | | | | | 2751 | 1375 | | |
| 1122 |  | 98 | 109 | 72 | 0,77 | CHAIR 1 ARM LHF WITH ELECTRIC RECLINER | | | | | 2566 | 1283 | | |
| 1121 |  | 98 | 109 | 72 | 0,77 | CHAIR 1 ARM RHF WITH ELECTRIC RECLINER | | | | | 2566 | 1283 | | |
| 1138 |  | 98 | 109 | 72 | 0,77 | XL ARMLESS CHAIR WITH ELECTRIC RECL | | | | | 2801 | 1400 | | |
| 1433 |  | 91 | 109 | 72 | 0,71 | LARGE ARMLESS WITH ELECTRIQUE RECLINER | | | | | 2724 | 1362 | | |




| <i>COD.</i> |  | W Width (CM) | D Depth (CM) | H Height (CM) | MC Volume | BEVERLY SFODER | PELLE B | PELLE B | PELLE C | PELLE C | TESS B | TESS B | CASHMERE | CASHMERE |
|-------------|---|---------------------------|---------------------------|----------------------------|---------------------|---|------------|------------|------------|------------|-----------|-------------|----------|----------|
| 1162 |  | 83 | 109 | 72 | 0,65 | ARMLESS CHAIR ELECTRIC RECL | | | | | 2557 | 1279 | | |
| 1128 |  | 78 | 109 | 72 | 0,61 | ARMLESS MAXI CHAIR WITH ELECTRIC RECLINER | | | | | 2401 | 1200 | | |
| 1118 |  | 68 | 109 | 72 | 0,53 | ARMLESS CHAIR WITH ELECTRIC RECL | | | | | 2215 | 1108 | | |
| 0801 |  | 106 | 106 | 72 | 0,81 | SQUARE FOOTSTOOL | | | | | 1058 | 529 | | |

NON SFODERABILE























| COD. | | W Width (CM) | D Depth (CM) | H Height (CM) | MC Volume | BLUES | PELLE B | PELLE B | PELLE C | PELLE C | TESS B | TESS B | CASHMERE | CASHMERE |
|------|---|---------------------------|---------------------------|----------------------------|---------------------|-------------------------|------------|-------------|------------|-------------|-----------|------------|----------|------------|
| 0129 |  | 84 | 90 | 105 | 0,79 | SWIVEL CHAIR WITH RELAX | 2237 | 1118 | 2432 | 1216 | 1967 | 983 | 1803 | 902 |

NON SFODERABILE























| COD. |  | W Width (CM) | D Depth (CM) | H Height (CM) | M ^C Volume | BOOMER | PELLE B | PELLE B | PELLE C | PELLE C | TESS B | TESS B | CASHMERE | CASHMERE |
|------|---|--------------------|--------------------|---------------------|--------------------------|------------------------------------|------------|------------|------------|------------|-----------|-----------|----------|----------|
| 0430 |  | 246 | 113 | 66 | 1,83 | 3 SEATER LARGE | 5778 | 2890 | 6220 | 3110 | 5024 | 2512 | 4568 | 2284 |
| 0300 |  | 230 | 113 | 66 | 1,89 | 3 SEATER | 5252 | 2627 | 5652 | 2826 | 4568 | 2284 | 4153 | 2076 |
| 0200 |  | 200 | 113 | 66 | 1,64 | 2 SEATER | 4603 | 2302 | 4961 | 2481 | 3972 | 1987 | 3613 | 1807 |
| 0100 |  | 127 | 113 | 66 | 1,04 | ARMCHAIR | 2842 | 1422 | 3058 | 1530 | 2479 | 1238 | 2253 | 1126 |
| 0302 |  | 196 | 113 | 66 | 1,61 | 3 STR 1 ARM LHF | 4463 | 2232 | 4804 | 2403 | 3881 | 1940 | 3299 | 1649 |
| 0301 |  | 196 | 113 | 66 | 1,61 | 3 STR 1 ARM RHF | 4463 | 2232 | 4804 | 2403 | 3881 | 1940 | 3299 | 1649 |
| 0202 |  | 166 | 113 | 66 | 1,36 | 2 STR 1 ARM LHF | 3750 | 1875 | 4049 | 2025 | 3239 | 1619 | 2920 | 1461 |
| 0201 |  | 166 | 113 | 66 | 1,36 | 2 STR 1 ARM RHF | 3750 | 1875 | 4049 | 2025 | 3239 | 1619 | 2920 | 1461 |
| 0113 |  | 81 | 113 | 66 | 0,66 | MAXI ARMLESS UNIT | 1891 | 946 | 2037 | 1019 | 1642 | 821 | 1490 | 745 |
| 0103 |  | 66 | 113 | 66 | 0,54 | ARMLESS UNIT | 1711 | 855 | 1834 | 917 | 1502 | 751 | 1370 | 685 |
| 0705 |  | 115 | 170 | 66 | 1,42 | CHAISELONGUE MAXI 1 ARM LHF | 3966 | 1983 | 4238 | 2120 | 3459 | 1729 | 2984 | 1492 |
| 0704 |  | 115 | 170 | 66 | 1,42 | CHAISELONGUE MAXI 1 ARM RHF | 3966 | 1983 | 4238 | 2120 | 3459 | 1729 | 2984 | 1492 |
| 0701 |  | 100 | 170 | 66 | 1,23 | CHAISELONGUE 1 ARM LHF | 3500 | 1749 | 3731 | 1866 | 3103 | 1551 | 2858 | 1429 |
| 0700 |  | 100 | 170 | 66 | 1,23 | CHAISELONGUE 1 ARM RHF | 3500 | 1749 | 3731 | 1866 | 3103 | 1551 | 2858 | 1429 |
| 0602 |  | 137 | 137 | 66 | 1,36 | CORNER | 2792 | 1395 | 2995 | 1497 | 2451 | 1225 | 2229 | 1114 |
| 0773 |  | 235 | 113 | 66 | 1,93 | CORNER&CHAIR PENINSULA LHF W/MECH. | 4696 | 2348 | 5101 | 2551 | 4014 | 2006 | 3580 | 1790 |
| 0772 |  | 235 | 113 | 66 | 1,93 | CORNER&CHAIR PENINSULA RHF W/MECH. | 4696 | 2348 | 5101 | 2551 | 4014 | 2006 | 3580 | 1790 |
| 0802 |  | 81 | 60 | 43 | 0,23 | RECTANGULAR FOOTSTOOL | 1307 | 654 | 1375 | 687 | 1200 | 600 | 1122 | 561 |

| <i>COD.</i> | | W Width (CM) | D Depth (CM) | H Height (CM) | MC Volume | CAKEPOP | PELLE B | PELLE B | PELLE C | PELLE C | TESS B | TESS B | CASHMERE | CASHMERE |
|-------------|---|---------------------------|---------------------------|----------------------------|---------------------|-----------------|------------|------------|------------|------------|-----------|------------|----------|------------|
| 0826 |  | 90 | 90 | 38 | 0,31 | ROUND FOOTSTOOL | 862 | 431 | 943 | 471 | 768 | 384 | 704 | 352 |
| 0824 |  | 90 | 90 | 38 | 0,31 | ROUND FOOTSTOOL | 757 | 379 | 838 | 419 | 663 | 332 | 599 | 300 |
| 0825 |  | 50 | 50 | 45 | 0,11 | ROUND FOOTSTOOL | 498 | 249 | 543 | 271 | 444 | 222 | 410 | 205 |























NON SFODERABILE

| COD. |  | W Width (CM) | D Depth (CM) | H Height (CM) | M ^C Volume | CANDICE | PELLE B | PELLE B | PELLE C | PELLE C | TESS B | TESS B | CASHMERE | CASHMERE |
|------|---|--------------------|--------------------|---------------------|--------------------------|----------------------------------|------------|------------|------------|------------|-----------|-----------|----------|----------|
| 0305 |  | 222 | 108 | 79 | 1,89 | 3 STR (2 CUSHIONS) | 3651 | 1826 | 4097 | 2049 | 3121 | 1562 | 2649 | 1324 |
| 0210 |  | 202 | 108 | 79 | 1,72 | 2 SEATER MAXI | 3321 | 1661 | 3733 | 1866 | 2844 | 1423 | 2406 | 1203 |
| 0200 |  | 180 | 108 | 79 | 1,54 | 2 SEATER | 2991 | 1496 | 3371 | 1685 | 2540 | 1270 | 2141 | 1071 |
| 0100 |  | 122 | 108 | 79 | 1,04 | ARMCHAIR | 2036 | 1018 | 2302 | 1151 | 1693 | 847 | 1425 | 712 |
| 0699 |  | 179 | 108 | 79 | 1,53 | LHF STANDING ALONE CHAISE LONGUE | 2796 | 1397 | 3133 | 1567 | 2429 | 1215 | 2054 | 1026 |
| 0698 |  | 179 | 108 | 79 | 1,53 | RHF STANDING ALONE CHAISE LONGUE | 2796 | 1397 | 3133 | 1567 | 2429 | 1215 | 2054 | 1026 |
| 0345 |  | 190 | 108 | 79 | 1,62 | 3 STR (2 CUSHIONS) 1 ARM LHF | 3291 | 1645 | 3673 | 1836 | 2882 | 1440 | 2459 | 1229 |
| 0344 |  | 190 | 108 | 79 | 1,62 | 3 STR (2 CUSHIONS) 1 ARM RHF | 3291 | 1645 | 3673 | 1836 | 2882 | 1440 | 2459 | 1229 |
| 0212 |  | 170 | 108 | 79 | 1,45 | 2 STR MAXI 1 ARM LHF | 2949 | 1475 | 3297 | 1648 | 2566 | 1283 | 2186 | 1092 |
| 0211 |  | 170 | 108 | 79 | 1,45 | 2 STR MAXI 1 ARM RHF | 2949 | 1475 | 3297 | 1648 | 2566 | 1283 | 2186 | 1092 |
| 0202 |  | 148 | 108 | 79 | 1,26 | 2 STR 1 ARM LHF | 2618 | 1309 | 2929 | 1465 | 2271 | 1135 | 1931 | 966 |
| 0201 |  | 148 | 108 | 79 | 1,26 | 2 STR 1 ARM RHF | 2618 | 1309 | 2929 | 1465 | 2271 | 1135 | 1931 | 966 |
| 0117 |  | 111 | 108 | 79 | 0,95 | CHAIR 1 ARM LHF (2CUSHIONS) | 1974 | 987 | 2202 | 1101 | 1726 | 863 | 1473 | 736 |
| 0116 |  | 111 | 108 | 79 | 0,95 | CHAIR 1 ARM RHF (2CUSHIONS) | 1974 | 987 | 2202 | 1101 | 1726 | 863 | 1473 | 736 |
| 0112 |  | 101 | 108 | 79 | 0,86 | MAXI ARMCHAIR 1 ARM LHF | 1821 | 910 | 2036 | 1018 | 1583 | 792 | 1349 | 674 |
| 0111 |  | 101 | 108 | 79 | 0,86 | MAXI ARMCHAIR 1 ARM RHF | 1821 | 910 | 2036 | 1018 | 1583 | 792 | 1349 | 674 |
| 0102 |  | 90 | 108 | 79 | 0,77 | ARMCHAIR 1 ARM LHF | 1659 | 830 | 1854 | 926 | 1441 | 721 | 1227 | 614 |
| 0101 |  | 90 | 108 | 79 | 0,77 | ARMCHAIR 1 ARM RHF | 1659 | 830 | 1854 | 926 | 1441 | 721 | 1227 | 614 |
| 0203 |  | 116 | 108 | 79 | 0,99 | ARMLESS 2 STR | 2144 | 1072 | 2394 | 1196 | 1876 | 938 | 1601 | 801 |
| 0115 |  | 79 | 108 | 79 | 0,67 | ARMLESS UNIT (2 CUSHIONS) | 1536 | 768 | 1701 | 850 | 1377 | 689 | 1187 | 594 |
| 0113 |  | 69 | 108 | 79 | 0,59 | MAXI ARMLESS UNIT | 1439 | 720 | 1595 | 798 | 1279 | 639 | 1104 | 552 |







NON SFODERABILE

| COD. |  | W Width (CM) | D Depth (CM) | H Height (CM) | MC Volume | CANDICE | PELLE B | PELLE B | PELLE C | PELLE C | TESS B | TESS B | CASHMERE | CASHMERE |
|------|---|--------------------|--------------------|---------------------|--------------|---|------------|------------|------------|------------|-----------|-----------|----------|----------|
| 0103 |  | 58 | 108 | 79 | 0,49 | ARMLESS UNIT | 1241 | 621 | 1378 | 690 | 1098 | 549 | 945 | 471 |
| 0608 |  | 108 | 108 | 79 | 0,92 | SQUARE CORNER W/MECHANISMS | 2109 | 1055 | 2344 | 1172 | 1869 | 934 | 1609 | 805 |
| 0612 |  | 114 | 114 | 79 | 1,03 | SQUARED OPEN CORNER | 2328 | 1164 | 2569 | 1285 | 2188 | 1094 | 1866 | 933 |
| 0883 |  | 228 | 114 | 79 | 2,05 | SQUARE OPEN CORNER&CHAIR PEN LHF W/MECH | 3767 | 1883 | 4192 | 2096 | 3399 | 1700 | 2887 | 1443 |
| 0882 |  | 228 | 114 | 79 | 2,05 | SQUARE OPEN CORNER&CHAIR PEN RHF W/MECH | 3767 | 1883 | 4192 | 2096 | 3399 | 1700 | 2887 | 1443 |
| 0773 |  | 221 | 108 | 79 | 1,89 | CORNER&CHAIR PENINSULA LHF W/MECH. | 3700 | 1850 | 4064 | 2032 | 3174 | 1587 | 2706 | 1354 |
| 0772 |  | 221 | 108 | 79 | 1,89 | CORNER&CHAIR PENINSULA RHF W/MECH. | 3700 | 1850 | 4064 | 2032 | 3174 | 1587 | 2706 | 1354 |
| 0722 |  | 174 | 108 | 79 | 1,48 | 2 STR PENINSULA LHF | 2802 | 1401 | 3139 | 1570 | 2432 | 1216 | 2063 | 1031 |
| 0721 |  | 174 | 108 | 79 | 1,48 | 2 STR PENINSULA RHF | 2802 | 1401 | 3139 | 1570 | 2432 | 1216 | 2063 | 1031 |
| 0712 |  | 116 | 108 | 79 | 0,99 | CHAIR PENINSULA LHF | 2150 | 1075 | 2378 | 1188 | 1924 | 961 | 1668 | 833 |
| 0711 |  | 116 | 108 | 79 | 0,99 | CHAIR PENINSULA RHF | 2150 | 1075 | 2378 | 1188 | 1924 | 961 | 1668 | 833 |
| 0705 |  | 101 | 165 | 79 | 1,32 | CHAISELONGUE MAXI 1 ARM LHF | 2755 | 1377 | 3053 | 1527 | 2412 | 1206 | 2096 | 1048 |
| 0704 |  | 101 | 165 | 79 | 1,32 | CHAISELONGUE MAXI 1 ARM RHF | 2755 | 1377 | 3053 | 1527 | 2412 | 1206 | 2096 | 1048 |
| 0701 |  | 90 | 165 | 79 | 1,17 | CHAISELONGUE 1 ARM LHF | 2420 | 1211 | 2675 | 1338 | 2166 | 1083 | 1876 | 938 |
| 0700 |  | 90 | 165 | 79 | 1,17 | CHAISELONGUE 1 ARM RHF | 2420 | 1211 | 2675 | 1338 | 2166 | 1083 | 1876 | 938 |
| 1342 |  | 222 | 108 | 79 | 1,89 | 3 STR (2 CUSHIONS) 2 ELECTRIC RECLINERS | 5593 | 2797 | 6142 | 3072 | 5054 | 2528 | 4181 | 2091 |
| 1230 |  | 202 | 108 | 79 | 1,72 | 2 STR MAXI 2 ELECTRIC RECLINERS | 5235 | 2618 | 5739 | 2869 | 4774 | 2387 | 4186 | 2093 |
| 1220 |  | 180 | 108 | 79 | 1,54 | 2 STR WITH 2 ELECTRIC RECLINERS | 4891 | 2446 | 5356 | 2678 | 4469 | 2234 | 3924 | 1962 |
| 1120 |  | 122 | 108 | 79 | 1,04 | ELECTRIC RECLINING ARMCHAIR | 2906 | 1452 | 3210 | 1604 | 2581 | 1290 | 2247 | 1124 |
| 1341 |  | 222 | 108 | 79 | 1,89 | 3 STR (2 CUSHIONS) 1 LHF ELECTRIC RELAX | 4761 | 2381 | 5264 | 2633 | 4243 | 2122 | 3678 | 1840 |
| 1340 |  | 222 | 108 | 79 | 1,89 | 3 STR (2 CUSHIONS) 1 RHF ELECTRIC RELAX | 4761 | 2381 | 5264 | 2633 | 4243 | 2122 | 3678 | 1840 |























NON SFODERABILE

| COD. |  | W Width (CM) | D Depth (CM) | H Height (CM) | M ^C Volume | CANDICE | PELLE B | PELLE B | PELLE C | PELLE C | TESS B | TESS B | CASHMERE | CASHMERE |
|------|---|--------------------|--------------------|---------------------|--------------------------|--|------------|------------|------------|------------|-----------|-----------|----------|----------|
| 1216 |  | 202 | 108 | 79 | 1,72 | 2 STR MAXI WITH LHF ELECTRIC RECLINER | 4431 | 2214 | 4897 | 2448 | 3961 | 1981 | 3432 | 1717 |
| 1215 |  | 202 | 108 | 79 | 1,72 | 2 STR MAXI WITH RHF ELECTRIC RECLINER | 4431 | 2214 | 4897 | 2448 | 3961 | 1981 | 3432 | 1717 |
| 1206 |  | 180 | 108 | 79 | 1,54 | 2 STR WITH LHF ELECTRIC RECLINER | 4094 | 2046 | 4524 | 2262 | 3666 | 1833 | 3180 | 1590 |
| 1205 |  | 180 | 108 | 79 | 1,54 | 2 STR WITH RHF ELECTRIC RECLINER | 4094 | 2046 | 4524 | 2262 | 3666 | 1833 | 3180 | 1590 |
| 1339 |  | 190 | 108 | 79 | 1,62 | 3 STR (2 CUSH) 1 ARM LHF ELECTRIC RECLINER | 4322 | 2161 | 4761 | 2381 | 3895 | 1948 | 3393 | 1695 |
| 1338 |  | 190 | 108 | 79 | 1,62 | 3 STR (2 CUSH) 1 ARM RHF ELECTRIC RECLINER | 4322 | 2161 | 4761 | 2381 | 3895 | 1948 | 3393 | 1695 |
| 1232 |  | 170 | 108 | 79 | 1,45 | LHF 2 STR MAXI WITH ELECTRIC RECLINER | 3993 | 1997 | 4320 | 2160 | 3602 | 1800 | 3133 | 1567 |
| 1231 |  | 170 | 108 | 79 | 1,45 | RHF 2 STR MAXI WITH ELECTRIC RECLINER | 3993 | 1997 | 4320 | 2160 | 3602 | 1800 | 3133 | 1567 |
| 1222 |  | 148 | 108 | 79 | 1,26 | 2 STR 1 ARM LHF WITH ELECTRIC RECLINER | 3654 | 1827 | 4019 | 2008 | 3317 | 1659 | 2896 | 1447 |
| 1221 |  | 148 | 108 | 79 | 1,26 | 2 STR 1 ARM RHF WITH ELECTRIC RECLINER | 3654 | 1827 | 4019 | 2008 | 3317 | 1659 | 2896 | 1447 |
| 1143 |  | 111 | 108 | 79 | 0,95 | CHAIR (2 CUSH) 1 ARM LHF WITH ELECT RECLINER | 2805 | 1403 | 3082 | 1541 | 2537 | 1269 | 2223 | 1112 |
| 1142 |  | 111 | 108 | 79 | 0,95 | CHAIR (2 CUSH) 1 ARM RHF WITH ELECT RECLINER | 2805 | 1403 | 3082 | 1541 | 2537 | 1269 | 2223 | 1112 |
| 1125 |  | 101 | 108 | 79 | 0,95 | MAXI CHAIR 1 ARM LHF WITH ELECTRIC RECLINER | 2625 | 1314 | 2879 | 1439 | 2396 | 1197 | 2102 | 1051 |
| 1124 |  | 101 | 108 | 79 | 0,95 | MAXI CHAIR 1 ARM RHF WITH ELECTRIC RECLINER | 2625 | 1314 | 2879 | 1439 | 2396 | 1197 | 2102 | 1051 |
| 1122 |  | 90 | 108 | 79 | 0,77 | CHAIR 1 ARM LHF WITH ELECTRIC RECLINER | 2456 | 1228 | 2688 | 1343 | 2245 | 1122 | 1973 | 986 |
| 1121 |  | 90 | 108 | 79 | 0,77 | CHAIR 1 ARM RHF WITH ELECTRIC RECLINER | 2456 | 1228 | 2688 | 1343 | 2245 | 1122 | 1973 | 986 |
| 1162 |  | 79 | 108 | 79 | 0,67 | ARMLESS CHAIR ELECTRIC RECL | 2345 | 1172 | 2554 | 1276 | 2166 | 1083 | 1915 | 957 |
| 1128 |  | 69 | 108 | 79 | 0,59 | ARMLESS MAXI CHAIR WITH ELECTRIC RECLINER | 2160 | 1080 | 2354 | 1177 | 1995 | 997 | 1766 | 882 |
| 1118 |  | 58 | 108 | 79 | 0,49 | ARMLESS CHAIR WITH ELECTRIC RECL | 1983 | 990 | 2151 | 1076 | 1843 | 921 | 1640 | 819 |
| 1378 |  | 190 | 108 | 79 | 1,62 | 3 STR (2 CUSH) 1 ARM LHF 2 ELECT RECLINER | 5130 | 2565 | 5614 | 2807 | 4683 | 2341 | 4120 | 2060 |
| 1377 |  | 190 | 108 | 79 | 1,62 | 3 STR (2 CUSH) 1 ARM RHF 2 ELECT RECLINERS | 5130 | 2565 | 5614 | 2807 | 4683 | 2341 | 4120 | 2060 |























NON SFODERABILE

| COD. |  | W Width (CM) | D Depth (CM) | H Height (CM) | MC Volume | CANDICE | PELLE B | PELLE B | PELLE C | PELLE C | TESS B | TESS B | CASHMERE | CASHMERE |
|------|---|---------------------------|---------------------------|----------------------------|---------------------|--|------------|-------------|------------|-------------|-----------|-------------|----------|-------------|
| 1228 |  | 170 | 108 | 79 | 1,45 | 2 STR MAXI 1 ARM LHF WITH 2 ELECT RECLINER | 4769 | 2384 | 5213 | 2606 | 4373 | 2186 | 3848 | 1924 |
| 1227 |  | 170 | 108 | 79 | 1,45 | 2 STR MAXI 1 ARM RHF WITH 2 ELECT RECLINER | 4769 | 2384 | 5213 | 2606 | 4373 | 2186 | 3848 | 1924 |
| 1225 |  | 148 | 108 | 79 | 1,26 | 2 STR 1 ARM LHF WITH 2 ELECTRIC RECLINER | 4418 | 2208 | 4821 | 2410 | 4068 | 2034 | 3591 | 1795 |
| 1224 |  | 148 | 108 | 79 | 1,26 | 2 STR 1 ARM RHF WITH 2 ELECTRIC RECLINER | 4418 | 2208 | 4821 | 2410 | 4068 | 2034 | 3591 | 1795 |
| 0802 |  | 84 | 60 | 46 | 0,23 | RECTANGULAR FOOTSTOOL | 857 | 428 | 945 | 471 | 777 | 389 | 677 | 339 |









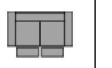





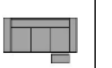







NON SFODERABILE

| COD. |  | W Width (CM) | D Depth (CM) | H Height (CM) | M ^C Volume | CAPUCINE | PELLE B | PELLE B | PELLE C | PELLE C | TESS B | TESS B | CASHMERE | CASHMERE |
|------|---|--------------------|--------------------|---------------------|--------------------------|------------------------------|------------|------------|------------|------------|-----------|-----------|----------|----------|
| 0430 |  | 220 | 97 | 99 | 2,11 | 3 SEATER LARGE | 3595 | 1798 | 3991 | 1995 | 3215 | 1607 | 2862 | 1431 |
| 0300 |  | 210 | 97 | 99 | 2,02 | 3 SEATER | 3397 | 1698 | 3789 | 1895 | 3026 | 1513 | 2673 | 1336 |
| 0305 |  | 200 | 97 | 99 | 1,92 | 3 STR (2 CUSHIONS) | 3246 | 1623 | 3613 | 1807 | 2891 | 1445 | 2565 | 1282 |
| 0210 |  | 180 | 97 | 99 | 1,73 | 2 SEATER MAXI | 2926 | 1463 | 3268 | 1634 | 2607 | 1303 | 2298 | 1149 |
| 0200 |  | 154 | 97 | 99 | 1,48 | 2 SEATER | 2574 | 1287 | 2881 | 1440 | 2288 | 1144 | 2011 | 1006 |
| 0100 |  | 100 | 97 | 99 | 0,96 | ARMCHAIR | 1727 | 864 | 1944 | 972 | 1526 | 763 | 1329 | 665 |
| 0432 |  | 198 | 97 | 99 | 1,90 | 3 STR LARGE 1 ARM LHF | 3264 | 1632 | 3606 | 1803 | 2945 | 1472 | 2636 | 1318 |
| 0431 |  | 198 | 97 | 99 | 1,90 | 3 STR LARGE 1 ARM RHF | 3264 | 1632 | 3606 | 1803 | 2945 | 1472 | 2636 | 1318 |
| 0302 |  | 187 | 97 | 99 | 1,80 | 3 STR 1 ARM LHF | 3080 | 1540 | 3418 | 1709 | 2760 | 1380 | 2456 | 1228 |
| 0301 |  | 187 | 97 | 99 | 1,80 | 3 STR 1 ARM RHF | 3080 | 1540 | 3418 | 1709 | 2760 | 1380 | 2456 | 1228 |
| 0345 |  | 178 | 97 | 99 | 1,69 | 3 STR (2 CUSHIONS) 1 ARM LHF | 2944 | 1472 | 3257 | 1628 | 2649 | 1325 | 2368 | 1184 |
| 0344 |  | 178 | 97 | 99 | 1,69 | 3 STR (2 CUSHIONS) 1 ARM RHF | 2944 | 1472 | 3257 | 1628 | 2649 | 1325 | 2368 | 1184 |
| 0212 |  | 158 | 97 | 99 | 1,52 | 2 STR MAXI 1 ARM LHF | 2621 | 1310 | 2908 | 1454 | 2352 | 1176 | 2093 | 1046 |
| 0211 |  | 158 | 97 | 99 | 1,52 | 2 STR MAXI 1 ARM RHF | 2621 | 1310 | 2908 | 1454 | 2352 | 1176 | 2093 | 1046 |
| 0202 |  | 132 | 97 | 99 | 1,27 | 2 STR 1 ARM LHF | 2269 | 1135 | 2521 | 1261 | 2034 | 1017 | 1806 | 903 |
| 0201 |  | 132 | 97 | 99 | 1,27 | 2 STR 1 ARM RHF | 2269 | 1135 | 2521 | 1261 | 2034 | 1017 | 1806 | 903 |
| 0109 |  | 110 | 97 | 99 | 1,06 | LARGE CHAIR 1 ARM LHF | 1808 | 904 | 2016 | 1008 | 1615 | 808 | 1427 | 714 |
| 0108 |  | 110 | 97 | 99 | 1,06 | LARGE CHAIR 1 ARM RHF | 1808 | 904 | 2016 | 1008 | 1615 | 808 | 1427 | 714 |
| 0117 |  | 100 | 97 | 99 | 0,96 | CHAIR 1 ARM LHF (2CUSHIONS) | 1740 | 870 | 1931 | 966 | 1564 | 782 | 1390 | 695 |
| 0116 |  | 100 | 97 | 99 | 0,96 | CHAIR 1 ARM RHF (2CUSHIONS) | 1740 | 870 | 1931 | 966 | 1564 | 782 | 1390 | 695 |
| 0112 |  | 90 | 97 | 99 | 0,86 | MAXI ARMCHAIR 1 ARM LHF | 1693 | 846 | 1875 | 937 | 1525 | 762 | 1360 | 680 |























NON SFODERABILE

| COD. |  | W Width (CM) | D Depth (CM) | H Height (CM) | M ^C Volume | CAPUCINE | PELLE B | PELLE B | PELLE C | PELLE C | TESS B | TESS B | CASHMERE | CASHMERE |
|------|---|--------------------|--------------------|---------------------|--------------------------|---------------------------------|------------|-------------|------------|-------------|-----------|-------------|----------|-------------|
| 0111 |  | 90 | 97 | 99 | 0,86 | MAXI ARMCHAIR 1 ARM RHF | 1693 | 846 | 1875 | 937 | 1525 | 762 | 1360 | 680 |
| 0102 |  | 77 | 97 | 99 | 0,74 | ARMCHAIR 1 ARM LHF | 1435 | 718 | 1601 | 801 | 1274 | 637 | 1127 | 563 |
| 0101 |  | 77 | 97 | 99 | 0,74 | ARMCHAIR 1 ARM RHF | 1435 | 718 | 1601 | 801 | 1274 | 637 | 1127 | 563 |
| 0203 |  | 110 | 97 | 99 | 1,06 | ARMLESS 2 STR | 1979 | 990 | 2177 | 1088 | 1794 | 897 | 1615 | 808 |
| 0104 |  | 88 | 97 | 99 | 0,85 | BIG ARMLESS UNIT | 1347 | 674 | 1501 | 750 | 1204 | 602 | 1066 | 533 |
| 0115 |  | 78 | 97 | 99 | 0,75 | ARMLESS UNIT (2 CUSHIONS) | 1430 | 715 | 1571 | 785 | 1305 | 653 | 1176 | 588 |
| 0113 |  | 68 | 97 | 99 | 0,65 | MAXI ARMLESS UNIT | 1370 | 685 | 1497 | 749 | 1252 | 626 | 1136 | 568 |
| 0103 |  | 55 | 97 | 99 | 0,53 | ARMLESS UNIT | 1165 | 583 | 1274 | 637 | 1065 | 532 | 966 | 483 |
| 0604 |  | 98 | 98 | 99 | 0,95 | CORNER "A" SQUARED | 2174 | 1087 | 2382 | 1191 | 1981 | 990 | 1793 | 897 |
| 0738 |  | 145 | 97 | 99 | 1,39 | LARGE CHAIR PENINSULA LHF | 2093 | 1046 | 2322 | 1161 | 1878 | 939 | 1670 | 835 |
| 0737 |  | 145 | 97 | 99 | 1,39 | LARGE CHAIR PENINSULA RHF | 2093 | 1046 | 2322 | 1161 | 1878 | 939 | 1670 | 835 |
| 0716 |  | 135 | 97 | 99 | 1,30 | CHAIR (2 CUSHIONS)PENINSULA LHF | 1994 | 997 | 2211 | 1106 | 1788 | 894 | 1593 | 797 |
| 0715 |  | 135 | 97 | 99 | 1,30 | CHAIR (2 CUSHIONS)PENINSULA RHF | 1994 | 997 | 2211 | 1106 | 1788 | 894 | 1593 | 797 |
| 0714 |  | 125 | 97 | 99 | 1,20 | MAXI CHAIR PENINSULA LHF | 1927 | 963 | 2131 | 1065 | 1733 | 866 | 1550 | 775 |
| 0713 |  | 125 | 97 | 99 | 1,20 | MAXI CHAIR PENINSULA RHF | 1927 | 963 | 2131 | 1065 | 1733 | 866 | 1550 | 775 |
| 0712 |  | 112 | 97 | 99 | 1,08 | CHAIR PENINSULA LHF | 1838 | 919 | 2023 | 1011 | 1665 | 833 | 1498 | 749 |
| 0711 |  | 112 | 97 | 99 | 1,08 | CHAIR PENINSULA RHF | 1838 | 919 | 2023 | 1011 | 1665 | 833 | 1498 | 749 |
| 0789 |  | 110 | 151 | 99 | 1,64 | LARGE CHAISELONGUE 1 ARM LHF | 2638 | 1319 | 2900 | 1450 | 2389 | 1195 | 2155 | 1077 |
| 0788 |  | 110 | 151 | 99 | 1,64 | LARGE CHAISELONGUE 1 ARM RHF | 2638 | 1319 | 2900 | 1450 | 2389 | 1195 | 2155 | 1077 |
| 0697 |  | 100 | 151 | 99 | 1,49 | CHAISE LONGUE (2 CUSHIONS) LHF | 2549 | 1275 | 2795 | 1398 | 2318 | 1159 | 2097 | 1048 |
| 0696 |  | 100 | 151 | 99 | 1,49 | CHAISE LONGUE (2 CUSHIONS) RHF | 2549 | 1275 | 2795 | 1398 | 2318 | 1159 | 2097 | 1048 |























NON SFODERABILE

| COD. |  | W Width (CM) | D Depth (CM) | H Height (CM) | MC Volume | CAPUCINE | PELLE B | PELLE B | PELLE C | PELLE C | TESS B | TESS B | CASHMERE | CASHMERE |
|------|---|--------------------|--------------------|---------------------|--------------|----------------------------------|------------|-------------|------------|-------------|-----------|-------------|----------|-------------|
| 0705 |  | 90 | 151 | 99 | 1,35 | CHAISELONGUE MAXI 1 ARM LHF | 2494 | 1247 | 2724 | 1362 | 2280 | 1140 | 2072 | 1036 |
| 0704 |  | 90 | 151 | 99 | 1,35 | CHAISELONGUE MAXI 1 ARM RHF | 2494 | 1247 | 2724 | 1362 | 2280 | 1140 | 2072 | 1036 |
| 0701 |  | 77 | 151 | 99 | 1,15 | CHAISELONGUE 1 ARM LHF | 2234 | 1117 | 2454 | 1227 | 2002 | 1001 | 1815 | 907 |
| 0700 |  | 77 | 151 | 99 | 1,15 | CHAISELONGUE 1 ARM RHF | 2234 | 1117 | 2454 | 1227 | 2002 | 1001 | 1815 | 907 |
| 1430 |  | 220 | 97 | 99 | 2,11 | LARGE 3 SEATER 2 RECLINER | 4617 | 2309 | 5073 | 2537 | 4177 | 2089 | 3771 | 1885 |
| 1300 |  | 210 | 97 | 99 | 2,02 | 3 STR 2 RECLINER | 4746 | 2373 | 5212 | 2606 | 4308 | 2154 | 3888 | 1944 |
| 0342 |  | 200 | 97 | 99 | 1,92 | 3 STR (2 CUSHIONS) 2 RELAX | 4343 | 2172 | 4771 | 2386 | 3929 | 1964 | 3549 | 1774 |
| 1210 |  | 180 | 97 | 99 | 1,73 | 2 STR MAXI 2 RECLINERS | 4028 | 2014 | 4426 | 2213 | 3653 | 1827 | 3296 | 1648 |
| 1200 |  | 154 | 97 | 99 | 1,48 | 2 STR WITH 2 RECLINERS | 3663 | 1832 | 4022 | 2011 | 3332 | 1666 | 3005 | 1503 |
| 1100 |  | 100 | 97 | 99 | 0,96 | RECLINING ARMCHAIR | 2213 | 1107 | 2472 | 1236 | 1928 | 964 | 1713 | 857 |
| 1435 |  | 220 | 97 | 99 | 2,11 | LARGE 3 SEATER WITH RHF RECLINER | 4202 | 2101 | 4620 | 2310 | 3806 | 1903 | 3430 | 1715 |
| 1434 |  | 220 | 97 | 99 | 2,11 | LARGE 3 SEATER WITH LHF RECLINER | 4202 | 2101 | 4620 | 2310 | 3806 | 1903 | 3430 | 1715 |
| 1314 |  | 210 | 97 | 99 | 2,02 | 3 STR WITH LHF RECLINER | 4044 | 2022 | 4453 | 2226 | 3656 | 1828 | 3290 | 1645 |
| 1313 |  | 210 | 97 | 99 | 2,02 | 3 STR WITH RHF RECLINER | 4044 | 2022 | 4453 | 2226 | 3656 | 1828 | 3290 | 1645 |
| 0341 |  | 200 | 97 | 99 | 1,92 | 3 STR (2 CUSHIONS) 1 LHF RELAX | 3924 | 1962 | 4326 | 2163 | 3545 | 1773 | 3183 | 1592 |
| 0340 |  | 200 | 97 | 99 | 1,92 | 3 STR (2 CUSHIONS) 1 RHF RELAX | 3924 | 1962 | 4326 | 2163 | 3545 | 1773 | 3183 | 1592 |
| 1214 |  | 180 | 97 | 99 | 1,73 | 2 STR MAXI 1 RELAX LHF | 3611 | 1805 | 3990 | 1995 | 3248 | 1624 | 2908 | 1454 |
| 1213 |  | 180 | 97 | 99 | 1,73 | 2 STR MAXI 1 RELAX RHF | 3611 | 1805 | 3990 | 1995 | 3248 | 1624 | 2908 | 1454 |
| 1204 |  | 154 | 97 | 99 | 1,48 | 2 STR WITH LHF RECLINER | 3230 | 1615 | 3572 | 1786 | 2900 | 1450 | 2596 | 1298 |
| 1203 |  | 154 | 97 | 99 | 1,48 | 2 STR WITH RHF RECLINER | 3230 | 1615 | 3572 | 1786 | 2900 | 1450 | 2596 | 1298 |
| 1432 |  | 198 | 97 | 99 | 1,90 | LARGE 3 SEATER LHF WITH RECLINER | 3822 | 1911 | 4189 | 2095 | 3477 | 1739 | 3147 | 1573 |


















NON SFODERABILE







| COD. |  | W Width (CM) | D Depth (CM) | H Height (CM) | M ^C Volume | CAPUCINE | PELLE B | PELLE B | PELLE C | PELLE C | TESS B | TESS B | CASHMERE | CASHMERE |
|------|---|--------------------|--------------------|---------------------|--------------------------|--|------------|------------|------------|------------|-----------|-----------|----------|----------|
| 1431 |  | 198 | 97 | 99 | 1,90 | LARGE 3 SEATER RHF WITH RECLINER | 3822 | 1911 | 4189 | 2095 | 3477 | 1739 | 3147 | 1573 |
| 1337 |  | 178 | 97 | 99 | 1,69 | 3 STR (2 CUSHIONS) 1 ARM LHF RECLINER | 3784 | 1892 | 4135 | 2067 | 3445 | 1723 | 3133 | 1566 |
| 1336 |  | 178 | 97 | 99 | 1,69 | 3 STR (2 CUSHIONS) 1 ARM RHF RECLINER | 3784 | 1892 | 4135 | 2067 | 3445 | 1723 | 3133 | 1566 |
| 1212 |  | 158 | 97 | 99 | 1,52 | 2 STR MAXI 1 ARM LHF WITH RECLINER | 3297 | 1649 | 3626 | 1813 | 2995 | 1498 | 2696 | 1348 |
| 1211 |  | 158 | 97 | 99 | 1,52 | 2 STR MAXI 1 ARM RHF WITH RECLINER | 3297 | 1649 | 3626 | 1813 | 2995 | 1498 | 2696 | 1348 |
| 1202 |  | 132 | 97 | 99 | 1,27 | 2 STR 1 ARM LHF WITH RECLINER | 2889 | 1444 | 3176 | 1588 | 2619 | 1310 | 2360 | 1180 |
| 1201 |  | 132 | 97 | 99 | 1,27 | 2 STR 1 ARM RHF WITH RECLINER | 2889 | 1444 | 3176 | 1588 | 2619 | 1310 | 2360 | 1180 |
| 1133 |  | 110 | 97 | 99 | 1,06 | LARGE CHAIR 1 ARM LHF WITH RECLINER | 2259 | 1129 | 2487 | 1244 | 2044 | 1022 | 1839 | 919 |
| 1132 |  | 110 | 97 | 99 | 1,06 | LARGE CHAIR 1 ARM RHF WITH RECLINER | 2259 | 1129 | 2487 | 1244 | 2044 | 1022 | 1839 | 919 |
| 1141 |  | 100 | 97 | 99 | 0,96 | RECLINER ARMCHAIR (2 CUSHIONS) 1 ARM LHF | 2191 | 1095 | 2404 | 1202 | 1993 | 997 | 1799 | 900 |
| 1140 |  | 100 | 97 | 99 | 0,96 | RECLINER ARMCHAIR (2 CUSHIONS) 1 ARM RHF | 2191 | 1095 | 2404 | 1202 | 1993 | 997 | 1799 | 900 |
| 1105 |  | 77 | 97 | 99 | 0,74 | RECLINING ARMCHAIR 1 ARM LHF | 1848 | 924 | 2030 | 1015 | 1680 | 840 | 1515 | 757 |
| 1104 |  | 77 | 97 | 99 | 0,74 | RECLINING ARMCHAIR 1 ARM RHF | 1848 | 924 | 2030 | 1015 | 1680 | 840 | 1515 | 757 |
| 1440 |  | 220 | 97 | 99 | 2,11 | LARGE 3 SEATER WITH 2 ELECT.RECLINERS | 5112 | 2556 | 5569 | 2784 | 4673 | 2336 | 4266 | 2133 |
| 1320 |  | 210 | 97 | 99 | 2,02 | 3 STR WITH 2 ELECTRIC RECLINERS | 5172 | 2586 | 5638 | 2819 | 4735 | 2367 | 4315 | 2157 |
| 1342 |  | 200 | 97 | 99 | 1,92 | 3 STR (2 CUSHIONS) 2 ELECTRIC RECLINERS | 4950 | 2475 | 5377 | 2689 | 4535 | 2267 | 4155 | 2078 |
| 1230 |  | 180 | 97 | 99 | 1,73 | 2 STR MAXI 2 ELECTRIC RECLINERS | 4455 | 2227 | 4852 | 2426 | 4080 | 2040 | 3722 | 1861 |
| 1220 |  | 154 | 97 | 99 | 1,48 | 2 STR WITH 2 ELECTRIC RECLINERS | 4089 | 2045 | 4448 | 2224 | 3758 | 1879 | 3432 | 1716 |
| 1120 |  | 100 | 97 | 99 | 0,96 | ELECTRIC RECLINING ARMCHAIR | 2426 | 1213 | 2685 | 1342 | 2141 | 1070 | 1927 | 963 |
| 1445 |  | 220 | 97 | 99 | 2,11 | LARGE 3 SEATER WITH LHF RECLINER ELECT | 4415 | 2208 | 4833 | 2417 | 4019 | 2009 | 3644 | 1822 |
| 1444 |  | 220 | 97 | 99 | 2,11 | LARGE 3 SEATER WITH RHF RECLINER ELECT | 4419 | 2209 | 4837 | 2418 | 4022 | 2011 | 3647 | 1824 |

NON SFODERABILE























| COD. |  | W Width (CM) | D Depth (CM) | H Height (CM) | M ^C Volume | CAPUCINE | PELLE B | PELLE B | PELLE C | PELLE C | TESS B | TESS B | CASHMERE | CASHMERE |
|------|---|--------------------|--------------------|---------------------|--------------------------|--|------------|------------|------------|------------|-----------|-----------|----------|----------|
| 1322 |  | 210 | 97 | 99 | 2,02 | 3 STR WITH LHF RECLINER (ELECTRIC) | 4258 | 2129 | 4666 | 2333 | 3870 | 1935 | 3503 | 1752 |
| 1321 |  | 210 | 97 | 99 | 2,02 | 3 STR WITH RHF RECLINER (ELECTRIC) | 4258 | 2129 | 4666 | 2333 | 3870 | 1935 | 3503 | 1752 |
| 1341 |  | 200 | 97 | 99 | 1,92 | 3 STR (2 CUSHIONS) 1 LHF ELECTRIC RELAX | 4317 | 2159 | 4719 | 2360 | 3938 | 1969 | 3576 | 1788 |
| 1340 |  | 200 | 97 | 99 | 1,92 | 3 STR (2 CUSHIONS) 1 RHF ELECTRIC RELAX | 4317 | 2159 | 4719 | 2360 | 3938 | 1969 | 3576 | 1788 |
| 1216 |  | 180 | 97 | 99 | 1,73 | 2 STR MAXI WITH LHF ELECTRIC RECLINER | 3824 | 1912 | 4204 | 2102 | 3461 | 1730 | 3121 | 1561 |
| 1215 |  | 180 | 97 | 99 | 1,73 | 2 STR MAXI WITH RHF ELECTRIC RECLINER | 3824 | 1912 | 4204 | 2102 | 3461 | 1730 | 3121 | 1561 |
| 1206 |  | 154 | 97 | 99 | 1,48 | 2 STR WITH LHF ELECTRIC RECLINER | 3459 | 1729 | 3800 | 1900 | 3129 | 1564 | 2825 | 1412 |
| 1205 |  | 154 | 97 | 99 | 1,48 | 2 STR WITH RHF ELECTRIC RECLINER | 3459 | 1729 | 3800 | 1900 | 3129 | 1564 | 2825 | 1412 |
| 1442 |  | 198 | 97 | 99 | 1,90 | LARGE 3 SEATER LHF WITH RECLINER ELECT. | 4039 | 2020 | 4406 | 2203 | 3694 | 1847 | 3363 | 1682 |
| 1441 |  | 198 | 97 | 99 | 1,90 | LARGE 3 SEATER RHF WITH RECLINER ELECT. | 4039 | 2020 | 4406 | 2203 | 3694 | 1847 | 3363 | 1682 |
| 1448 |  | 198 | 97 | 99 | 1,90 | LARGE 3 SEATER LHF WITH 2 RECLINER ELECT | 4810 | 2405 | 5209 | 2604 | 4430 | 2215 | 4073 | 2036 |
| 1447 |  | 198 | 97 | 99 | 1,90 | LARGE 3 SEATER RHF WITH 2 RECLINER ELECT | 4806 | 2403 | 5205 | 2603 | 4427 | 2213 | 4069 | 2035 |
| 1339 |  | 178 | 97 | 99 | 1,69 | 3 STR (2 CUSH) 1 ARM LHF ELECTRIC RECLINER | 3997 | 1998 | 4348 | 2174 | 3659 | 1829 | 3346 | 1673 |
| 1338 |  | 178 | 97 | 99 | 1,69 | 3 STR (2 CUSH) 1 ARM RHF ELECTRIC RECLINER | 3997 | 1998 | 4348 | 2174 | 3659 | 1829 | 3346 | 1673 |
| 1378 |  | 178 | 97 | 99 | 1,69 | 3 STR (2 CUSH) 1 ARM LHF 2 ELECT RECLINER | 4682 | 2341 | 5055 | 2528 | 4328 | 2164 | 3993 | 1996 |
| 1377 |  | 178 | 97 | 99 | 1,69 | 3 STR (2 CUSH) 1 ARM RHF 2 ELECT RECLINERS | 4682 | 2341 | 5055 | 2528 | 4328 | 2164 | 3993 | 1996 |
| 1232 |  | 158 | 97 | 99 | 1,52 | LHF 2 STR MAXI WITH ELECTRIC RECLINER | 3510 | 1755 | 3839 | 1920 | 3208 | 1604 | 2909 | 1455 |
| 1231 |  | 158 | 97 | 99 | 1,52 | RHF 2 STR MAXI WITH ELECTRIC RECLINER | 3510 | 1755 | 3839 | 1920 | 3208 | 1604 | 2909 | 1455 |
| 1228 |  | 158 | 97 | 99 | 1,52 | 2 STR MAXI 1 ARM LHF WITH 2 ELECT RECLINER | 4169 | 2085 | 4514 | 2257 | 3840 | 1920 | 3532 | 1766 |
| 1227 |  | 158 | 97 | 99 | 1,52 | 2 STR MAXI 1 ARM RHF WITH 2 ELECT RECLINER | 4169 | 2085 | 4514 | 2257 | 3840 | 1920 | 3532 | 1766 |
| 1222 |  | 132 | 97 | 99 | 1,27 | 2 STR 1 ARM LHF WITH ELECTRIC RECLINER | 3102 | 1551 | 3389 | 1695 | 2833 | 1416 | 2573 | 1287 |

NON SFODERABILE























| COD. |  | W Width (CM) | D Depth (CM) | H Height (CM) | MC Volume | CAPUCINE | PELLE B | PELLE B | PELLE C | PELLE C | TESS B | TESS B | CASHMERE | CASHMERE |
|------|---|--------------------|--------------------|---------------------|--------------|--|------------|------------|------------|------------|-----------|-----------|----------|----------|
| 1221 |  | 132 | 97 | 99 | 1,27 | 2 STR 1 ARM RHF WITH ELECTRIC RECLINER | 3102 | 1551 | 3389 | 1695 | 2833 | 1416 | 2573 | 1287 |
| 1225 |  | 132 | 97 | 99 | 1,27 | 2 STR 1 ARM LHF WITH 2 ELECTRIC RECLINER | 3784 | 1892 | 4088 | 2044 | 3498 | 1749 | 3225 | 1613 |
| 1224 |  | 132 | 97 | 99 | 1,27 | 2 STR 1 ARM RHF WITH 2 ELECTRIC RECLINER | 3784 | 1892 | 4088 | 2044 | 3498 | 1749 | 3225 | 1613 |
| 1135 |  | 110 | 97 | 99 | 1,06 | LARGE CHAIR 1 ARM LHF WITH ELECTRIC RECLINER | 2476 | 1238 | 2704 | 1352 | 2553 | 1276 | 2220 | 1110 |
| 1134 |  | 110 | 97 | 99 | 1,06 | LARGE CHAIR 1 ARM RHF WITH ELECTRIC RECLINER | 2472 | 1236 | 2700 | 1350 | 2549 | 1275 | 2216 | 1108 |
| 1143 |  | 100 | 97 | 99 | 0,96 | CHAIR (2 CUSH)1 ARM LHF WITH ELECT RECLINER | 2404 | 1202 | 2617 | 1309 | 2206 | 1103 | 2012 | 1006 |
| 1142 |  | 100 | 97 | 99 | 0,96 | CHAIR (2 CUSH)1 ARM RHF WITH ELECT RECLINER | 2404 | 1202 | 2617 | 1309 | 2206 | 1103 | 2012 | 1006 |
| 1125 |  | 90 | 97 | 99 | 0,86 | MAXI CHAIR 1 ARM LHF WITH ELECTRIC RECLINER | 2319 | 1159 | 2517 | 1258 | 2134 | 1067 | 1955 | 977 |
| 1124 |  | 90 | 97 | 99 | 0,86 | MAXI CHAIR 1 ARM RHF WITH ELECTRIC RECLINER | 2319 | 1159 | 2517 | 1258 | 2134 | 1067 | 1955 | 977 |
| 1122 |  | 77 | 97 | 99 | 0,74 | CHAIR 1 ARM LHF WITH ELECTRIC RECLINER | 2061 | 1031 | 2243 | 1122 | 1893 | 947 | 1728 | 864 |
| 1121 |  | 77 | 97 | 99 | 0,74 | CHAIR 1 ARM RHF WITH ELECTRIC RECLINER | 2061 | 1031 | 2243 | 1122 | 1893 | 947 | 1728 | 864 |
| 1433 |  | 88 | 97 | 99 | 0,85 | LARGE ARMLESS WITH ELECTRIQUE RECLINER | 2187 | 1093 | 2359 | 1180 | 2027 | 1014 | 1871 | 935 |
| 1162 |  | 78 | 97 | 99 | 0,75 | ARMLESS CHAIR ELECTRIC RECL | 2134 | 1067 | 2294 | 1147 | 1982 | 991 | 1839 | 920 |
| 1128 |  | 68 | 97 | 99 | 0,65 | ARMLESS MAXI CHAIR WITH ELECTRIC RECLINER | 2028 | 1014 | 2172 | 1086 | 1899 | 949 | 1767 | 884 |
| 1118 |  | 55 | 97 | 99 | 0,53 | ARMLESS CHAIR WITH ELECTRIC RECL | 1740 | 870 | 1866 | 933 | 1622 | 811 | 1509 | 754 |
| 0801 |  | 60 | 60 | 44 | 0,18 | SQUARE FOOTSTOOL | 755 | 378 | 845 | 422 | 692 | 346 | 602 | 301 |

| <i>COD.</i> | | W Width (CM) | D Depth (CM) | H Height (CM) | MC Volume | CUSHION | PELLE B | PELLE B | PELLE C | PELLE C | TESS B | TESS B | CASHMERE | CASHMERE |
|-------------|---|---------------------------|---------------------------|----------------------------|---------------------|---------------------------|------------|------------|------------|------------|-----------|------------|----------|-----------|
| 0000 |  | | | | 0,00 | BIG CUSHION 60X60 | 175 | 87 | 211 | 105 | 140 | 70 | 108 | 54 |
| 9999 |  | | | | 0,00 | MEDIUM CUSHION 45X45 | 131 | 65 | 152 | 76 | 119 | 60 | 96 | 48 |
| 9976 |  | | | | 0,00 | ISA 50X50 | 159 | 79 | 190 | 95 | 130 | 65 | 102 | 51 |
| 9982 |  | | | | 0,00 | BIG FLAT CUSHION 60X60 | 213 | 107 | 232 | 116 | 200 | 100 | 173 | 87 |
| 9983 |  | | | | 0,00 | MEDIUM FLAT CUSHION 45X45 | 199 | 99 | 215 | 107 | 185 | 93 | 165 | 82 |
| 9994 |  | | | | 0,00 | RECTANGUALR CUSHION 68X38 | 207 | 103 | 237 | 118 | 192 | 96 | 156 | 77 |























NON SFODERABILE

| COD. |  | W Width (CM) | D Depth (CM) | H Height (CM) | M ^C Volume | CYPRIENNE | PELLE | PELLE | PELLE | PELLE | TESS | TESS | CASHMERE | CASHMERE |
|------|---|--------------------|--------------------|---------------------|--------------------------|------------------------------|-------|-------------|-------|-------------|------|-------------|----------|-------------|
| | | | | | | | B | B | C | C | B | B | | |
| 0430 |  | 232 | 94 | 80 | 1,73 | 3 SEATER LARGE | 4057 | 2028 | 4503 | 2252 | 3525 | 1762 | 3124 | 1562 |
| 0305 |  | 212 | 94 | 80 | 1,58 | 3 STR (2 CUSHIONS) | 3519 | 1759 | 3887 | 1943 | 3104 | 1552 | 2776 | 1388 |
| 0210 |  | 192 | 94 | 80 | 1,42 | 2 SEATER MAXI | 3209 | 1604 | 3555 | 1777 | 2802 | 1401 | 2496 | 1248 |
| 0200 |  | 158 | 94 | 80 | 1,16 | 2 SEATER | 2737 | 1368 | 3037 | 1518 | 2391 | 1195 | 2120 | 1060 |
| 0100 |  | 97 | 94 | 80 | 0,75 | ARMCHAIR | 1862 | 931 | 2078 | 1039 | 1592 | 796 | 1406 | 703 |
| 0432 |  | 206 | 94 | 80 | 1,55 | 3 STR LARGE 1 ARM LHF | 3431 | 1716 | 3783 | 1891 | 3023 | 1511 | 2715 | 1358 |
| 0431 |  | 206 | 94 | 80 | 1,55 | 3 STR LARGE 1 ARM RHF | 3431 | 1716 | 3783 | 1891 | 3023 | 1511 | 2715 | 1358 |
| 0345 |  | 186 | 94 | 80 | 1,40 | 3 STR (2 CUSHIONS) 1 ARM LHF | 3276 | 1638 | 3593 | 1797 | 2932 | 1466 | 2649 | 1324 |
| 0344 |  | 186 | 94 | 80 | 1,40 | 3 STR (2 CUSHIONS) 1 ARM RHF | 3276 | 1638 | 3593 | 1797 | 2932 | 1466 | 2649 | 1324 |
| 0212 |  | 166 | 94 | 80 | 1,25 | 2 STR MAXI 1 ARM LHF | 2961 | 1481 | 3256 | 1628 | 2623 | 1311 | 2362 | 1181 |
| 0211 |  | 166 | 94 | 80 | 1,25 | 2 STR MAXI 1 ARM RHF | 2961 | 1481 | 3256 | 1628 | 2623 | 1311 | 2362 | 1181 |
| 0202 |  | 132 | 94 | 80 | 0,99 | 2 STR 1 ARM LHF | 2480 | 1240 | 2736 | 1368 | 2185 | 1093 | 1960 | 980 |
| 0201 |  | 132 | 94 | 80 | 0,99 | 2 STR 1 ARM RHF | 2480 | 1240 | 2736 | 1368 | 2185 | 1093 | 1960 | 980 |
| 0109 |  | 116 | 94 | 80 | 0,87 | LARGE CHAIR 1 ARM LHF | 1965 | 983 | 2179 | 1089 | 1742 | 871 | 1549 | 774 |
| 0108 |  | 116 | 94 | 80 | 0,87 | LARGE CHAIR 1 ARM RHF | 1965 | 983 | 2179 | 1089 | 1742 | 871 | 1549 | 774 |
| 0117 |  | 106 | 94 | 80 | 0,80 | CHAIR 1 ARM LHF (2CUSHIONS) | 1871 | 936 | 2069 | 1034 | 1670 | 835 | 1490 | 745 |
| 0116 |  | 106 | 94 | 80 | 0,80 | CHAIR 1 ARM RHF (2CUSHIONS) | 1871 | 936 | 2069 | 1034 | 1670 | 835 | 1490 | 745 |
| 0111 |  | 96 | 94 | 80 | 0,72 | MAXI ARMCHAIR 1 ARM RHF | 1790 | 895 | 1975 | 987 | 1607 | 804 | 1437 | 718 |
| 0112 |  | 96 | 94 | 80 | 0,72 | MAXI ARMCHAIR 1 ARM LHF | 1790 | 895 | 1975 | 987 | 1607 | 804 | 1437 | 718 |
| 0102 |  | 79 | 94 | 80 | 0,59 | ARMCHAIR 1 ARM LHF | 1461 | 731 | 1622 | 811 | 1298 | 649 | 1149 | 574 |
| 0101 |  | 79 | 94 | 80 | 0,59 | ARMCHAIR 1 ARM RHF | 1461 | 731 | 1622 | 811 | 1298 | 649 | 1149 | 574 |


















NON SFODERABILE

| COD. |  | W Width (CM) | D Depth (CM) | H Height (CM) | M ^C Volume | CYPRIENNE | PELLE B | PELLE B | PELLE C | PELLE C | TESS B | TESS B | CASHMERE | CASHMERE |
|------|---|--------------------|--------------------|---------------------|--------------------------|---|------------|-------------|------------|-------------|-----------|-------------|----------|-------------|
| 0104 |  | 90 | 94 | 80 | 0,68 | BIG ARMLESS UNIT | 1489 | 744 | 1651 | 825 | 1320 | 660 | 1171 | 586 |
| 0115 |  | 80 | 94 | 80 | 0,60 | ARMLESS UNIT (2 CUSHIONS) | 1398 | 699 | 1545 | 773 | 1254 | 627 | 1115 | 557 |
| 0113 |  | 70 | 94 | 80 | 0,53 | MAXI ARMLESS UNIT | 1328 | 664 | 1464 | 732 | 1191 | 595 | 1066 | 533 |
| 0103 |  | 53 | 94 | 80 | 0,40 | ARMLESS UNIT | 1191 | 595 | 1304 | 652 | 1090 | 545 | 985 | 492 |
| 0604 |  | 105 | 105 | 80 | 0,88 | CORNER "A" SQUARED | 2330 | 1165 | 2535 | 1268 | 2121 | 1060 | 1941 | 970 |
| 0763 |  | 105 | 225 | 80 | 1,89 | CORNER&CHAIR PENINSULA LHF | 3574 | 1787 | 3904 | 1952 | 3214 | 1607 | 2927 | 1464 |
| 0762 |  | 105 | 225 | 80 | 1,89 | CORNER&CHAIR PENINSULA RHF | 3574 | 1787 | 3904 | 1952 | 3214 | 1607 | 2927 | 1464 |
| 0738 |  | 140 | 94 | 80 | 1,05 | LARGE CHAIR PENINSULA LHF | 2244 | 1122 | 2479 | 1239 | 1967 | 983 | 1758 | 879 |
| 0737 |  | 140 | 94 | 80 | 1,05 | LARGE CHAIR PENINSULA RHF | 2244 | 1122 | 2479 | 1239 | 1967 | 983 | 1758 | 879 |
| 0716 |  | 130 | 94 | 80 | 0,98 | CHAIR (2 CUSHIONS)PENINSULA LHF | 2153 | 1076 | 2375 | 1187 | 1894 | 947 | 1698 | 849 |
| 0715 |  | 130 | 94 | 80 | 0,98 | CHAIR (2 CUSHIONS)PENINSULA RHF | 2153 | 1076 | 2375 | 1187 | 1894 | 947 | 1698 | 849 |
| 0714 |  | 120 | 94 | 80 | 0,90 | MAXI CHAIR PENINSULA LHF | 2067 | 1034 | 2276 | 1138 | 1826 | 913 | 1641 | 821 |
| 0713 |  | 120 | 94 | 80 | 0,90 | MAXI CHAIR PENINSULA RHF | 2067 | 1034 | 2276 | 1138 | 1826 | 913 | 1641 | 821 |
| 0712 |  | 103 | 94 | 80 | 0,77 | CHAIR PENINSULA LHF | 1938 | 969 | 2125 | 1063 | 1740 | 870 | 1570 | 785 |
| 0711 |  | 103 | 94 | 80 | 0,77 | CHAIR PENINSULA RHF | 1938 | 969 | 2125 | 1063 | 1740 | 870 | 1570 | 785 |
| 1440 |  | 232 | 94 | 80 | 1,74 | LARGE 3 SEATER WITH 2 ELECT.RECLINERS | 5350 | 2675 | 5810 | 2905 | 4880 | 2440 | 4480 | 2240 |
| 1445 |  | 232 | 94 | 80 | 1,74 | LARGE 3 SEATER WITH LHF RECLINER ELECT | 4623 | 2312 | 5064 | 2532 | 4113 | 2057 | 3739 | 1869 |
| 1444 |  | 232 | 94 | 80 | 1,74 | LARGE 3 SEATER WITH RHF RECLINER ELECT | 4623 | 2312 | 5064 | 2532 | 4113 | 2057 | 3739 | 1869 |
| 1342 |  | 212 | 94 | 80 | 1,58 | 3 STR (2 CUSHIONS) 2 ELECTRIC RECLINERS | 5005 | 2503 | 5439 | 2720 | 4561 | 2281 | 4186 | 2093 |
| 1341 |  | 212 | 94 | 80 | 1,59 | 3 STR (2 CUSHIONS) 1 LHF ELECTRIC RELAX | 4424 | 2212 | 4849 | 2424 | 3953 | 1976 | 3587 | 1793 |
| 1340 |  | 212 | 94 | 80 | 1,59 | 3 STR (2 CUSHIONS) 1 RHF ELECTRIC RELAX | 4424 | 2212 | 4849 | 2424 | 3953 | 1976 | 3587 | 1793 |

NON SFODERABILE

| COD. |  | W Width (CM) | D Depth (CM) | H Height (CM) | M ^C Volume | CYPRIENNE | PELLE B | PELLE B | PELLE C | PELLE C | TESS B | TESS B | CASHMERE | CASHMERE |
|------|---|--------------------|--------------------|---------------------|--------------------------|--|------------|-------------|------------|-------------|-----------|-------------|----------|-------------|
| 1230 |  | 192 | 94 | 80 | 1,42 | 2 STR MAXI 2 ELECTRIC RECLINERS | 4674 | 2337 | 5086 | 2543 | 4253 | 2126 | 3897 | 1949 |
| 1216 |  | 192 | 94 | 80 | 1,44 | 2 STR MAXI WITH LHF ELECTRIC RECLINER | 4058 | 2029 | 4447 | 2223 | 3661 | 1831 | 3324 | 1662 |
| 1215 |  | 192 | 94 | 80 | 1,44 | 2 STR MAXI WITH RHF ELECTRIC RECLINER | 4058 | 2029 | 4447 | 2223 | 3661 | 1831 | 3324 | 1662 |
| 1220 |  | 158 | 94 | 80 | 1,16 | 2 STR WITH 2 ELECTRIC RECLINERS | 4224 | 2112 | 4584 | 2292 | 3855 | 1927 | 3543 | 1771 |
| 1206 |  | 158 | 94 | 80 | 1,19 | 2 STR WITH LHF ELECTRIC RECLINER | 3611 | 1805 | 3954 | 1977 | 3266 | 1633 | 2971 | 1486 |
| 1205 |  | 158 | 94 | 80 | 1,19 | 2 STR WITH RHF ELECTRIC RECLINER | 3611 | 1805 | 3954 | 1977 | 3266 | 1633 | 2971 | 1486 |
| 1120 |  | 97 | 94 | 80 | 0,75 | ELECTRIC RECLINING ARMCHAIR | 2443 | 1221 | 2676 | 1338 | 2205 | 1102 | 2004 | 1002 |
| 1448 |  | 206 | 94 | 80 | 1,55 | LARGE 3 SEATER LHF WITH 2 RECLINER ELECT | 4904 | 2452 | 5318 | 2659 | 4476 | 2238 | 4123 | 2061 |
| 1447 |  | 206 | 94 | 80 | 1,55 | LARGE 3 SEATER RHF WITH 2 RECLINER ELECT | 4904 | 2452 | 5318 | 2659 | 4476 | 2238 | 4123 | 2061 |
| 1442 |  | 206 | 94 | 80 | 1,55 | LARGE 3 SEATER LHF WITH RECLINER ELECT. | 4233 | 2117 | 4627 | 2313 | 3797 | 1899 | 3460 | 1730 |
| 1441 |  | 206 | 94 | 80 | 1,55 | LARGE 3 SEATER RHF WITH RECLINER ELECT. | 4233 | 2117 | 4627 | 2313 | 3797 | 1899 | 3460 | 1730 |
| 1378 |  | 186 | 94 | 80 | 1,40 | 3 STR (2 CUSH)1 ARM LHF 2 ELECT RECLINER | 4756 | 2378 | 5147 | 2573 | 4387 | 2193 | 4048 | 2024 |
| 1377 |  | 186 | 94 | 80 | 1,40 | 3 STR (2 CUSH)1 ARM RHF 2 ELECT RECLINERS | 4756 | 2378 | 5147 | 2573 | 4387 | 2193 | 4048 | 2024 |
| 1339 |  | 186 | 94 | 80 | 1,40 | 3 STR (2 CUSH) 1 ARM LHF ELECTRIC RECLINER | 4167 | 2083 | 4541 | 2270 | 3757 | 1878 | 3438 | 1719 |
| 1338 |  | 186 | 94 | 80 | 1,40 | 3 STR (2 CUSH) 1 ARM RHF ELECTRIC RECLINER | 4167 | 2083 | 4541 | 2270 | 3757 | 1878 | 3438 | 1719 |
| 1228 |  | 166 | 94 | 80 | 1,25 | 2 STR MAXI 1 ARM LHF WITH 2 ELECT RECLINER | 4429 | 2215 | 4798 | 2399 | 4055 | 2027 | 3741 | 1870 |
| 1227 |  | 166 | 94 | 80 | 1,25 | 2 STR MAXI 1 ARM RHF WITH 2 ELECT RECLINER | 4429 | 2215 | 4798 | 2399 | 4055 | 2027 | 3741 | 1870 |
| 1232 |  | 166 | 94 | 80 | 1,25 | LHF 2 STR MAXI WITH ELECTRIC RECLINER | 3796 | 1898 | 4142 | 2071 | 3434 | 1717 | 3131 | 1566 |
| 1231 |  | 166 | 94 | 80 | 1,25 | RHF 2 STR MAXI WITH ELECTRIC RECLINER | 3796 | 1898 | 4142 | 2071 | 3434 | 1717 | 3131 | 1566 |
| 1225 |  | 132 | 94 | 80 | 0,99 | 2 STR 1 ARM LHF WITH 2 ELECTRIC RECLINER | 3945 | 1972 | 4259 | 2129 | 3640 | 1820 | 3373 | 1686 |
| 1224 |  | 132 | 94 | 80 | 0,99 | 2 STR 1 ARM RHF WITH 2 ELECTRIC RECLINER | 3945 | 1972 | 4259 | 2129 | 3640 | 1820 | 3373 | 1686 |



















NON SFODERABILE

| COD. |  | W Width (CM) | D Depth (CM) | H Height (CM) | MC Volume | CYPRIENNE | PELLE B | PELLE B | PELLE C | PELLE C | TESS B | TESS B | CASHMERE | CASHMERE |
|------|---|--------------------|--------------------|---------------------|--------------|--|------------|------------|------------|------------|-----------|-----------|----------|----------|
| 1222 |  | 132 | 94 | 80 | 0,99 | 2 STR 1 ARM LHF WITH ELECTRIC RECLINER | 3276 | 1638 | 3567 | 1784 | 2963 | 1481 | 2710 | 1355 |
| 1221 |  | 132 | 94 | 80 | 0,99 | 2 STR 1 ARM RHF WITH ELECTRIC RECLINER | 3276 | 1638 | 3567 | 1784 | 2963 | 1481 | 2710 | 1355 |
| 1135 |  | 116 | 94 | 80 | 0,87 | LARGE CHAIR 1 ARM LHF WITH ELECTRIC RECLINER | 2686 | 1343 | 2924 | 1462 | 2466 | 1233 | 2258 | 1129 |
| 1134 |  | 116 | 94 | 80 | 0,87 | LARGE CHAIR 1 ARM RHF WITH ELECTRIC RECLINER | 2686 | 1343 | 2924 | 1462 | 2466 | 1233 | 2258 | 1129 |
| 1143 |  | 106 | 94 | 80 | 0,80 | CHAIR (2 CUSH)1 ARM LHF WITH ELECT RECLINER | 2592 | 1296 | 2816 | 1408 | 2396 | 1198 | 2200 | 1100 |
| 1142 |  | 106 | 94 | 80 | 0,80 | CHAIR (2 CUSH)1 ARM RHF WITH ELECT RECLINER | 2592 | 1296 | 2816 | 1408 | 2396 | 1198 | 2200 | 1100 |
| 1125 |  | 96 | 94 | 80 | 0,72 | MAXI CHAIR 1 ARM LHF WITH ELECTRIC RECLINER | 2505 | 1252 | 2714 | 1357 | 2326 | 1163 | 2143 | 1072 |
| 1124 |  | 96 | 94 | 80 | 0,72 | MAXI CHAIR 1 ARM RHF WITH ELECTRIC RECLINER | 2505 | 1252 | 2714 | 1357 | 2326 | 1163 | 2143 | 1072 |
| 1122 |  | 79 | 94 | 80 | 0,59 | CHAIR 1 ARM LHF WITH ELECTRIC RECLINER | 2158 | 1079 | 2339 | 1170 | 1997 | 999 | 1840 | 920 |
| 1121 |  | 79 | 94 | 80 | 0,59 | CHAIR 1 ARM RHF WITH ELECTRIC RECLINER | 2158 | 1079 | 2339 | 1170 | 1997 | 999 | 1840 | 920 |
| 1433 |  | 90 | 94 | 80 | 0,68 | LARGE ARMLESS WITH ELECTRIQUE RECLINER | 2220 | 1110 | 2412 | 1206 | 2028 | 1014 | 1868 | 934 |
| 1162 |  | 80 | 94 | 80 | 0,60 | ARMLESS CHAIR ELECTRIC RECL | 2153 | 1076 | 2338 | 1169 | 1955 | 978 | 1808 | 904 |
| 1128 |  | 70 | 94 | 80 | 0,53 | ARMLESS MAXI CHAIR WITH ELECTRIC RECLINER | 2007 | 1004 | 2164 | 1082 | 1884 | 942 | 1748 | 874 |
| 1118 |  | 53 | 94 | 80 | 0,40 | ARMLESS CHAIR WITH ELECTRIC RECL | 1897 | 949 | 2051 | 1025 | 1691 | 846 | 1584 | 792 |
| 0802 |  | 80 | 60 | 42 | 0,20 | RECTANGULAR FOOTSTOOL | 1044 | 522 | 1160 | 580 | 1084 | 542 | 700 | 350 |
| 0001 |  | | | | 0,00 | HEADREST | 149 | 74 | 170 | 85 | 131 | 66 | 104 | 52 |





NON SFODERABILE

| COD. | | W Width (CM) | D Depth (CM) | H Height (CM) | M ^C Volume | DORIS | PELLE | PELLE | PELLE | PELLE | TESS | TESS | CASHMERE | CASHMERE |
|------|--|--------------------|--------------------|---------------------|--------------------------|----------------------------------|-------|-------|-------|-------|------|------|----------|----------|
| | | | | | | | B | B | C | C | B | B | | |
| 0300 | | 204 | 93 | 90 | 1,88 | 3 SEATER | 2470 | 1235 | 2776 | 1388 | 2214 | 1107 | 1924 | 962 |
| 0305 | | 192 | 93 | 90 | 1,77 | 3 STR (2 CUSHIONS) | 2450 | 1225 | 2751 | 1376 | 2207 | 1104 | 1917 | 959 |
| 0210 | | 168 | 93 | 90 | 1,55 | 2 SEATER MAXI | 2135 | 1067 | 2401 | 1200 | 1904 | 952 | 1656 | 828 |
| 0200 | | 150 | 93 | 90 | 1,38 | 2 SEATER | 1882 | 941 | 2128 | 1064 | 1714 | 857 | 1465 | 733 |
| 0100 | | 93 | 93 | 90 | 0,86 | ARMCHAIR | 1287 | 644 | 1465 | 732 | 1134 | 567 | 968 | 484 |
| 0302 | | 185 | 93 | 90 | 1,70 | 3 STR 1 ARM LHF | 2302 | 1151 | 2583 | 1291 | 2046 | 1023 | 1789 | 895 |
| 0301 | | 185 | 93 | 90 | 1,70 | 3 STR 1 ARM RHF | 2302 | 1151 | 2583 | 1291 | 2046 | 1023 | 1789 | 895 |
| 0212 | | 150 | 93 | 90 | 1,38 | 2 STR MAXI 1 ARM LHF | 1920 | 960 | 2142 | 1071 | 1728 | 864 | 1521 | 761 |
| 0211 | | 150 | 93 | 90 | 1,38 | 2 STR MAXI 1 ARM RHF | 1920 | 960 | 2142 | 1071 | 1728 | 864 | 1521 | 761 |
| 0202 | | 130 | 93 | 90 | 1,20 | 2 STR 1 ARM LHF | 1676 | 838 | 1883 | 941 | 1528 | 764 | 1321 | 660 |
| 0201 | | 130 | 93 | 90 | 1,20 | 2 STR 1 ARM RHF | 1676 | 838 | 1883 | 941 | 1480 | 740 | 1294 | 647 |
| 0203 | | 110 | 93 | 90 | 1,01 | ARMLESS 2 STR | 1447 | 723 | 1609 | 805 | 1290 | 645 | 1145 | 573 |
| 0112 | | 85 | 93 | 90 | 0,78 | MAXI ARMCHAIR 1 ARM LHF | 1383 | 691 | 1575 | 787 | 1137 | 569 | 992 | 496 |
| 0111 | | 85 | 93 | 90 | 0,78 | MAXI ARMCHAIR 1 ARM RHF | 1383 | 691 | 1575 | 787 | 1137 | 569 | 992 | 496 |
| 0102 | | 75 | 93 | 90 | 0,69 | ARMCHAIR 1 ARM LHF | 1167 | 583 | 1329 | 665 | 963 | 481 | 839 | 419 |
| 0101 | | 75 | 93 | 90 | 0,69 | ARMCHAIR 1 ARM RHF | 1167 | 583 | 1329 | 665 | 963 | 481 | 839 | 419 |
| 0103 | | 55 | 93 | 90 | 0,51 | ARMLESS UNIT | 945 | 472 | 1078 | 539 | 829 | 415 | 705 | 353 |
| 0113 | | 65 | 93 | 90 | 0,60 | MAXI ARMLESS UNIT | 1169 | 584 | 1331 | 666 | 965 | 482 | 841 | 420 |
| 0602 | | 116 | 116 | 90 | 1,33 | CORNER | 1719 | 860 | 1941 | 971 | 1433 | 716 | 1267 | 634 |
| 0607 | | 116 | 140 | 90 | 1,61 | CORNER WITH ROUNDED TERMINAL LHF | 1908 | 954 | 2130 | 1065 | 1669 | 834 | 1482 | 741 |
| 0606 | | 116 | 140 | 90 | 1,61 | CORNER WITH ROUNDED TERMINAL RHF | 1908 | 954 | 2130 | 1065 | 1669 | 834 | 1482 | 741 |


NON SFODERABILE

| COD. |  | W Width (CM) | D Depth (CM) | H Height (CM) | M ^C Volume | DORIS | PELLE | PELLE | PELLE | PELLE | TESS | TESS | CASHMERE | CASHMERE |
|------|---|--------------------|--------------------|---------------------|--------------------------|------------------------------|-------|-------------|-------|-------------|------|-------------|----------|-------------|
| | | | | | | | B | B | C | C | B | B | | |
| 0722 |  | 165 | 93 | 90 | 1,52 | 2 STR PENINSULA LHF | 2061 | 1031 | 2328 | 1164 | 1878 | 939 | 1609 | 805 |
| 0721 |  | 165 | 93 | 90 | 1,52 | 2 STR PENINSULA RHF | 2061 | 1031 | 2328 | 1164 | 1736 | 868 | 1529 | 765 |
| 0712 |  | 110 | 93 | 90 | 1,01 | CHAIR PENINSULA LHF | 1508 | 754 | 1715 | 858 | 1219 | 609 | 1074 | 537 |
| 0711 |  | 110 | 93 | 90 | 1,01 | CHAIR PENINSULA RHF | 1508 | 754 | 1715 | 858 | 1219 | 609 | 1074 | 537 |
| 0701 |  | 75 | 154 | 90 | 1,14 | CHAISELONGUE 1 ARM LHF | 1754 | 877 | 1961 | 980 | 1511 | 756 | 1346 | 673 |
| 0700 |  | 75 | 154 | 90 | 1,14 | CHAISELONGUE 1 ARM RHF | 1754 | 877 | 1961 | 980 | 1511 | 756 | 1346 | 673 |
| 0705 |  | 85 | 154 | 90 | 1,30 | CHAISELONGUE MAXI 1 ARM LHF | 1906 | 953 | 2113 | 1056 | 1711 | 855 | 1524 | 762 |
| 0704 |  | 85 | 154 | 90 | 1,30 | CHAISELONGUE MAXI 1 ARM RHF | 1906 | 953 | 2113 | 1056 | 1711 | 855 | 1524 | 762 |
| 0350 |  | 204 | 230 | 90 | 1,88 | 3 STR SOFABED | 3409 | 1704 | 3763 | 1882 | 3054 | 1527 | 2743 | 1372 |
| 0260 |  | 168 | 230 | 90 | 1,55 | 2 STR MAXI SOFABED | 3039 | 1520 | 3364 | 1682 | 2678 | 1339 | 2409 | 1205 |
| 0352 |  | 185 | 230 | 90 | 1,70 | 3 STR SOFABED 1 ARM LHF | 3247 | 1623 | 3587 | 1793 | 2842 | 1421 | 2573 | 1286 |
| 0351 |  | 185 | 230 | 90 | 1,70 | 3 STR SOFABED 1 ARM RHF | 3247 | 1623 | 3587 | 1793 | 2842 | 1421 | 2573 | 1286 |
| 0262 |  | 150 | 230 | 90 | 1,38 | 2 STR MAXI SOFABED 1 ARM LHF | 2837 | 1419 | 3133 | 1567 | 2471 | 1235 | 2243 | 1122 |
| 0261 |  | 150 | 230 | 90 | 1,38 | 2 STR MAXI SOFABED 1 ARM RHF | 2837 | 1419 | 3133 | 1567 | 2565 | 1283 | 2296 | 1148 |
| 0808 |  | 60 | 90 | 45 | 0,53 | ROUNDED SHAPED STOOL LHF | 760 | 380 | 878 | 439 | 547 | 273 | 485 | 242 |
| 0807 |  | 60 | 90 | 45 | 0,53 | ROUNDED SHAPED STOOL RHF | 759 | 380 | 877 | 439 | 546 | 273 | 484 | 242 |
| 0801 |  | 60 | 60 | 46 | 0,18 | SQUARE FOOTSTOOL | 643 | 321 | 761 | 381 | 430 | 215 | 368 | 184 |























NON SFODERABILE

| COD. | | W Width (CM) | D Depth (CM) | H Height (CM) | MC Volume | FELICITY | PELLE B | PELLE B | PELLE C | PELLE C | TESS B | TESS B | CASHMERE | CASHMERE |
|------|---|---------------------------|---------------------------|----------------------------|---------------------|-------------------------|------------|------------|------------|-------------|-----------|------------|----------|------------|
| 0179 |  | 77 | 85 | 88 | 0,56 | SWIVEL GLIDING ARMCHAIR | 1989 | 993 | 2080 | 1040 | 1744 | 872 | 1659 | 829 |
| 0164 |  | 77 | 83 | 90 | 0,58 | LITTLE ARMCHAIR | 1731 | 866 | 1885 | 942 | 1540 | 770 | 1410 | 705 |
| 0801 |  | 53 | 53 | 40 | 0,11 | SQUARE FOOTSTOOL | 960 | 480 | 1019 | 510 | 924 | 462 | 846 | 422 |
| 0823 |  | 53 | 53 | 39 | 0,11 | SQUARE FOOTSTOOL SWIVEL | 1120 | 560 | 1175 | 588 | 1080 | 540 | 1002 | 501 |























NON SFODERABILE

| COD. | | W Width (CM) | D Depth (CM) | H Height (CM) | MC Volume | FRAM | PELLE B | PELLE B | PELLE C | PELLE C | TESS B | TESS B | CASHMERE | CASHMERE |
|------|---|---------------------------|---------------------------|----------------------------|---------------------|-----------------|------------|-------------|------------|-------------|-----------|------------|----------|------------|
| 0164 |  | 76 | 81 | 82 | 0,56 | LITTLE ARMCHAIR | 2051 | 1025 | 2163 | 1082 | 1870 | 935 | 1756 | 878 |














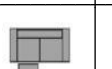
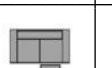




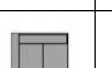
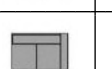

NON SFODERABILE

| COD. |  | W Width (CM) | D Depth (CM) | H Height (CM) | M ^C Volume | GAIA | PELLE B | PELLE B | PELLE C | PELLE C | TESS B | TESS B | CASHMERE | CASHMERE |
|------|---|--------------------|--------------------|---------------------|--------------------------|------------------------------|------------|-------------|------------|-------------|-----------|-------------|----------|-------------|
| 0430 |  | 220 | 93 | 96 | 1,96 | 3 SEATER LARGE | 3696 | 1848 | 3965 | 1983 | 3270 | 1635 | 2894 | 1446 |
| 0305 |  | 204 | 93 | 96 | 1,82 | 3 STR (2 CUSHIONS) | 3415 | 1707 | 3672 | 1835 | 3014 | 1507 | 2659 | 1330 |
| 0210 |  | 186 | 93 | 96 | 1,66 | 2 SEATER MAXI | 3118 | 1560 | 3360 | 1680 | 2746 | 1373 | 2416 | 1209 |
| 0200 |  | 152 | 93 | 96 | 1,36 | 2 SEATER | 2693 | 1345 | 2903 | 1451 | 2372 | 1185 | 2086 | 1042 |
| 0100 |  | 95 | 93 | 96 | 0,85 | ARMCHAIR | 1829 | 915 | 1976 | 988 | 1608 | 804 | 1410 | 705 |
| 0432 |  | 201 | 93 | 96 | 1,79 | 3 STR LARGE 1 ARM LHF | 3323 | 1662 | 3556 | 1778 | 2950 | 1475 | 2618 | 1309 |
| 0431 |  | 201 | 93 | 96 | 1,79 | 3 STR LARGE 1 ARM RHF | 3323 | 1662 | 3556 | 1778 | 2950 | 1475 | 2618 | 1309 |
| 0345 |  | 185 | 93 | 96 | 1,65 | 3 STR (2 CUSHIONS) 1 ARM LHF | 3049 | 1525 | 3269 | 1635 | 2700 | 1350 | 2390 | 1195 |
| 0344 |  | 185 | 93 | 96 | 1,65 | 3 STR (2 CUSHIONS) 1 ARM RHF | 3049 | 1525 | 3269 | 1635 | 2700 | 1350 | 2390 | 1195 |
| 0212 |  | 167 | 93 | 96 | 1,49 | 2 STR MAXI 1 ARM LHF | 2759 | 1379 | 2964 | 1481 | 2440 | 1220 | 2154 | 1077 |
| 0211 |  | 167 | 93 | 96 | 1,49 | 2 STR MAXI 1 ARM RHF | 2759 | 1379 | 2964 | 1481 | 2440 | 1220 | 2154 | 1077 |
| 0202 |  | 133 | 93 | 96 | 1,19 | 2 STR 1 ARM LHF | 2346 | 1174 | 2518 | 1260 | 2076 | 1038 | 1834 | 917 |
| 0201 |  | 133 | 93 | 96 | 1,19 | 2 STR 1 ARM RHF | 2346 | 1174 | 2518 | 1260 | 2076 | 1038 | 1834 | 917 |
| 0109 |  | 110 | 93 | 96 | 0,98 | LARGE CHAIR 1 ARM LHF | 1947 | 974 | 2086 | 1043 | 1728 | 865 | 1532 | 766 |
| 0108 |  | 110 | 93 | 96 | 0,98 | LARGE CHAIR 1 ARM RHF | 1947 | 974 | 2086 | 1043 | 1728 | 865 | 1532 | 766 |
| 0117 |  | 102 | 93 | 96 | 0,91 | CHAIR 1 ARM LHF (2CUSHIONS) | 1774 | 886 | 1904 | 953 | 1574 | 786 | 1388 | 695 |
| 0116 |  | 102 | 93 | 96 | 0,91 | CHAIR 1 ARM RHF (2CUSHIONS) | 1774 | 886 | 1904 | 953 | 1574 | 786 | 1388 | 695 |
| 0112 |  | 93 | 93 | 96 | 0,83 | MAXI ARMCHAIR 1 ARM LHF | 1630 | 815 | 1755 | 877 | 1438 | 719 | 1265 | 632 |
| 0111 |  | 93 | 93 | 96 | 0,83 | MAXI ARMCHAIR 1 ARM RHF | 1630 | 815 | 1755 | 877 | 1438 | 719 | 1265 | 632 |
| 0102 |  | 76 | 93 | 96 | 0,68 | ARMCHAIR 1 ARM LHF | 1422 | 711 | 1530 | 765 | 1257 | 628 | 1108 | 554 |
| 0101 |  | 76 | 93 | 96 | 0,68 | ARMCHAIR 1 ARM RHF | 1422 | 711 | 1530 | 765 | 1257 | 628 | 1108 | 554 |























NON SFODERABILE

| COD. |  | W Width (CM) | D Depth (CM) | H Height (CM) | M ^C Volume | GAIA | PELLE B | PELLE B | PELLE C | PELLE C | TESS B | TESS B | CASHMERE | CASHMERE |
|------|---|--------------------|--------------------|---------------------|--------------------------|---------------------------------|------------|-------------|------------|-------------|-----------|-------------|----------|-------------|
| 0104 |  | 91 | 93 | 96 | 0,81 | BIG ARMLESS UNIT | 1538 | 769 | 1639 | 819 | 1374 | 687 | 1224 | 612 |
| 0115 |  | 83 | 93 | 96 | 0,74 | ARMLESS UNIT (2 CUSHIONS) | 1400 | 701 | 1496 | 748 | 1250 | 625 | 1111 | 555 |
| 0113 |  | 74 | 93 | 96 | 0,66 | MAXI ARMLESS UNIT | 1255 | 627 | 1339 | 670 | 1124 | 562 | 997 | 498 |
| 0103 |  | 57 | 93 | 96 | 0,51 | ARMLESS UNIT | 1074 | 537 | 1144 | 572 | 962 | 481 | 856 | 428 |
| 0551 |  | 150 | 93 | 96 | 1,34 | TRAPEZOIDAL ARMLESS 2 STR | 2205 | 1102 | 2368 | 1184 | 2022 | 1011 | 1762 | 880 |
| 0550 |  | 89 | 93 | 96 | 0,79 | TRAPEZOIDAL ARMLESS UNIT | 1202 | 601 | 1291 | 645 | 1124 | 562 | 973 | 487 |
| 0757 |  | 148 | 93 | 96 | 1,32 | TRAPEZOIDAL CHAIR PENINSULA LHF | 1999 | 1001 | 2136 | 1069 | 1851 | 925 | 1620 | 810 |
| 0756 |  | 148 | 93 | 96 | 1,32 | TRAPEZOIDAL CHAIR PENINSULA RHF | 1999 | 1001 | 2136 | 1069 | 1851 | 925 | 1620 | 810 |
| 0602 |  | 118 | 118 | 96 | 1,34 | CORNER | 1967 | 983 | 2192 | 1095 | 1826 | 913 | 1584 | 793 |
| 0604 |  | 105 | 105 | 96 | 1,06 | CORNER "A" SQUARED | 2118 | 1059 | 2295 | 1148 | 1938 | 970 | 1669 | 834 |
| 0738 |  | 132 | 93 | 96 | 1,18 | LARGE CHAIR PENINSULA LHF | 1862 | 931 | 2012 | 1007 | 1699 | 849 | 1468 | 733 |
| 0737 |  | 132 | 93 | 96 | 1,18 | LARGE CHAIR PENINSULA RHF | 1862 | 931 | 2012 | 1007 | 1699 | 849 | 1468 | 733 |
| 0716 |  | 124 | 93 | 96 | 1,11 | CHAIR (2 CUSHIONS)PENINSULA LHF | 1814 | 907 | 1956 | 978 | 1660 | 830 | 1438 | 719 |
| 0715 |  | 124 | 93 | 96 | 1,11 | CHAIR (2 CUSHIONS)PENINSULA RHF | 1814 | 907 | 1956 | 978 | 1660 | 830 | 1438 | 719 |
| 0714 |  | 115 | 93 | 96 | 1,03 | MAXI CHAIR PENINSULA LHF | 1794 | 898 | 1937 | 969 | 1632 | 815 | 1414 | 707 |
| 0713 |  | 115 | 93 | 96 | 1,03 | MAXI CHAIR PENINSULA RHF | 1794 | 898 | 1937 | 969 | 1632 | 815 | 1414 | 707 |
| 0712 |  | 98 | 93 | 96 | 0,87 | CHAIR PENINSULA LHF | 1679 | 839 | 1791 | 896 | 1558 | 779 | 1366 | 683 |
| 0711 |  | 98 | 93 | 96 | 0,87 | CHAIR PENINSULA RHF | 1679 | 839 | 1791 | 896 | 1558 | 779 | 1366 | 683 |
| 0789 |  | 110 | 150 | 96 | 1,58 | LARGE CHAISLONGUE 1 ARM LHF | 2690 | 1345 | 2866 | 1433 | 2433 | 1216 | 2182 | 1091 |
| 0788 |  | 110 | 150 | 96 | 1,58 | LARGE CHAISLONGUE 1 ARM RHF | 2690 | 1345 | 2866 | 1433 | 2433 | 1216 | 2182 | 1091 |
| 0697 |  | 102 | 150 | 96 | 1,47 | CHAISE LONGUE (2 CUSHIONS) LHF | 2638 | 1319 | 2806 | 1403 | 2395 | 1197 | 2153 | 1077 |








NON SFODERABILE

| COD. |  | W Width (CM) | D Depth (CM) | H Height (CM) | M ^C Volume | GAIA | PELLE B | PELLE B | PELLE C | PELLE C | TESS B | TESS B | CASHMERE | CASHMERE |
|------|---|--------------------|--------------------|---------------------|--------------------------|--|------------|-------------|------------|-------------|-----------|-------------|----------|-------------|
| 0696 |  | 102 | 150 | 96 | 1,47 | CHAISE LONGUE (2 CUSHIONS) RHF | 2638 | 1319 | 2806 | 1403 | 2395 | 1197 | 2153 | 1077 |
| 0705 |  | 93 | 150 | 96 | 1,34 | CHAISELONGUE MAXI 1 ARM LHF | 2580 | 1290 | 2739 | 1369 | 2347 | 1174 | 2119 | 1059 |
| 0704 |  | 93 | 150 | 96 | 1,34 | CHAISELONGUE MAXI 1 ARM RHF | 2580 | 1290 | 2739 | 1369 | 2347 | 1174 | 2119 | 1059 |
| 0701 |  | 76 | 150 | 96 | 1,09 | CHAISELONGUE 1 ARM LHF | 2275 | 1137 | 2415 | 1207 | 2068 | 1034 | 1866 | 933 |
| 0700 |  | 76 | 150 | 96 | 1,09 | CHAISELONGUE 1 ARM RHF | 2275 | 1137 | 2415 | 1207 | 2068 | 1034 | 1866 | 933 |
| 1440 |  | 220 | 93 | 96 | 1,96 | LARGE 3 SEATER WITH 2 ELECT.RECLINERS | 5344 | 2671 | 5625 | 2812 | 4826 | 2413 | 4364 | 2182 |
| 1445 |  | 220 | 93 | 96 | 1,96 | LARGE 3 SEATER WITH LHF RECLINER ELECT | 4620 | 2309 | 4898 | 2449 | 4141 | 2071 | 3713 | 1856 |
| 1444 |  | 220 | 93 | 96 | 1,96 | LARGE 3 SEATER WITH RHF RECLINER ELECT | 4620 | 2309 | 4898 | 2449 | 4141 | 2071 | 3713 | 1856 |
| 1342 |  | 204 | 93 | 96 | 1,82 | 3 STR (2 CUSHIONS) 2 ELECTRIC RECLINERS | 4996 | 2498 | 5263 | 2632 | 4464 | 2232 | 4069 | 2035 |
| 1341 |  | 204 | 93 | 96 | 1,82 | 3 STR (2 CUSHIONS) 1 LHF ELECTRIC RELAX | 4271 | 2136 | 4537 | 2268 | 3826 | 1914 | 3423 | 1712 |
| 1340 |  | 204 | 93 | 96 | 1,82 | 3 STR (2 CUSHIONS) 1 RHF ELECTRIC RELAX | 4271 | 2136 | 4537 | 2268 | 3826 | 1914 | 3423 | 1712 |
| 1230 |  | 186 | 93 | 96 | 1,66 | 2 STR MAXI 2 ELECTRIC RECLINERS | 4663 | 2332 | 4913 | 2457 | 4205 | 2103 | 3798 | 1899 |
| 1216 |  | 186 | 93 | 96 | 1,66 | 2 STR MAXI WITH LHF ELECTRIC RECLINER | 3961 | 1981 | 4212 | 2106 | 3541 | 1771 | 3165 | 1582 |
| 1215 |  | 186 | 93 | 96 | 1,66 | 2 STR MAXI WITH RHF ELECTRIC RECLINER | 3961 | 1981 | 4212 | 2106 | 3541 | 1771 | 3165 | 1582 |
| 1220 |  | 152 | 93 | 96 | 1,36 | 2 STR WITH 2 ELECTRIC RECLINERS | 4235 | 2118 | 4450 | 2226 | 3831 | 1916 | 3471 | 1736 |
| 1206 |  | 152 | 93 | 96 | 1,36 | 2 STR WITH LHF ELECTRIC RECLINER | 3539 | 1770 | 3755 | 1878 | 3173 | 1586 | 2843 | 1422 |
| 1205 |  | 152 | 93 | 96 | 1,36 | 2 STR WITH RHF ELECTRIC RECLINER | 3539 | 1770 | 3755 | 1878 | 3173 | 1586 | 2843 | 1422 |
| 1120 |  | 95 | 93 | 96 | 0,85 | ELECTRIC RECLINING ARMCHAIR | 2507 | 1254 | 2651 | 1325 | 2256 | 1128 | 2029 | 1015 |
| 1448 |  | 201 | 93 | 96 | 1,79 | LARGE 3 SEATER LHF WITH 2 RECLINER ELECT | 4931 | 2465 | 5175 | 2588 | 4467 | 2233 | 4051 | 2026 |
| 1447 |  | 201 | 93 | 96 | 1,79 | LARGE 3 SEATER RHF WITH 2 RECLINER ELECT | 4931 | 2465 | 5175 | 2588 | 4467 | 2233 | 4051 | 2026 |
| 1442 |  | 201 | 93 | 96 | 1,79 | LARGE 3 SEATER LHF WITH RECLINER ELECT. | 4210 | 2105 | 4451 | 2227 | 3787 | 1893 | 3406 | 1703 |























NON SFODERABILE

| COD. |  | W Width (CM) | D Depth (CM) | H Height (CM) | M ^C Volume | GAIA | PELLE B | PELLE B | PELLE C | PELLE C | TESS B | TESS B | CASHMERE | CASHMERE |
|------|---|--------------------|--------------------|---------------------|--------------------------|--|------------|------------|------------|------------|-----------|-----------|----------|----------|
| 1441 |  | 201 | 93 | 96 | 1,79 | LARGE 3 SEATER RHF WITH RECLINER ELECT. | 4210 | 2105 | 4451 | 2227 | 3787 | 1893 | 3406 | 1703 |
| 1378 |  | 185 | 93 | 96 | 1,65 | 3 STR (2 CUSH)1 ARM LHF 2 ELECT RECLINER | 4607 | 2303 | 4838 | 2419 | 4167 | 2083 | 3778 | 1889 |
| 1377 |  | 185 | 93 | 96 | 1,65 | 3 STR (2 CUSH)1 ARM RHF 2 ELECT RECLINERS | 4607 | 2303 | 4838 | 2419 | 4167 | 2083 | 3778 | 1889 |
| 1339 |  | 185 | 93 | 96 | 1,65 | 3 STR (2 CUSH) 1 ARM LHF ELECTRIC RECLINER | 3898 | 1949 | 4128 | 2063 | 3501 | 1750 | 3145 | 1573 |
| 1338 |  | 185 | 93 | 96 | 1,65 | 3 STR (2 CUSH) 1 ARM RHF ELECTRIC RECLINER | 3898 | 1949 | 4128 | 2063 | 3501 | 1750 | 3145 | 1573 |
| 1228 |  | 167 | 93 | 96 | 1,49 | 2 STR MAXI 1 ARM LHF WITH 2 ELECT RECLINER | 4285 | 2142 | 4497 | 2248 | 3882 | 1941 | 3521 | 1760 |
| 1227 |  | 167 | 93 | 96 | 1,49 | 2 STR MAXI 1 ARM RHF WITH 2 ELECT RECLINER | 4285 | 2142 | 4497 | 2248 | 3882 | 1941 | 3521 | 1760 |
| 1232 |  | 167 | 93 | 96 | 1,49 | LHF 2 STR MAXI WITH ELECTRIC RECLINER | 3580 | 1790 | 3796 | 1898 | 3227 | 1614 | 2837 | 1419 |
| 1231 |  | 167 | 93 | 96 | 1,49 | RHF 2 STR MAXI WITH ELECTRIC RECLINER | 3580 | 1790 | 3796 | 1898 | 3227 | 1614 | 2837 | 1419 |
| 1225 |  | 133 | 93 | 96 | 1,19 | 2 STR 1 ARM LHF WITH 2 ELECTRIC RECLINER | 3886 | 1942 | 4063 | 2031 | 3537 | 1768 | 3221 | 1611 |
| 1224 |  | 133 | 93 | 96 | 1,19 | 2 STR 1 ARM RHF WITH 2 ELECTRIC RECLINER | 3886 | 1942 | 4063 | 2031 | 3537 | 1768 | 3221 | 1611 |
| 1222 |  | 133 | 93 | 96 | 1,19 | 2 STR 1 ARM LHF WITH ELECTRIC RECLINER | 3192 | 1596 | 3369 | 1685 | 2877 | 1439 | 2592 | 1296 |
| 1221 |  | 133 | 93 | 96 | 1,19 | 2 STR 1 ARM RHF WITH ELECTRIC RECLINER | 3192 | 1596 | 3369 | 1685 | 2877 | 1439 | 2592 | 1296 |
| 1135 |  | 110 | 93 | 96 | 0,98 | LARGE CHAIR 1 ARM LHF WITH ELECTRIC RECLINER | 2671 | 1336 | 2812 | 1407 | 2413 | 1206 | 2182 | 1090 |
| 1134 |  | 110 | 93 | 96 | 0,98 | LARGE CHAIR 1 ARM RHF WITH ELECTRIC RECLINER | 2671 | 1336 | 2812 | 1407 | 2413 | 1206 | 2182 | 1090 |
| 1143 |  | 102 | 93 | 96 | 0,91 | CHAIR (2 CUSH)1 ARM LHF WITH ELECT RECLINER | 2498 | 1250 | 2632 | 1317 | 2251 | 1126 | 2035 | 1017 |
| 1142 |  | 102 | 93 | 96 | 0,91 | CHAIR (2 CUSH)1 ARM RHF WITH ELECT RECLINER | 2498 | 1250 | 2632 | 1317 | 2251 | 1126 | 2035 | 1017 |
| 1125 |  | 93 | 93 | 96 | 0,83 | MAXI CHAIR 1 ARM LHF WITH ELECTRIC RECLINER | 2333 | 1166 | 2457 | 1228 | 2103 | 1052 | 1862 | 931 |
| 1124 |  | 93 | 93 | 96 | 0,83 | MAXI CHAIR 1 ARM RHF WITH ELECTRIC RECLINER | 2332 | 1166 | 2457 | 1228 | 2103 | 1052 | 1862 | 931 |
| 1122 |  | 76 | 93 | 96 | 0,68 | CHAIR 1 ARM LHF WITH ELECTRIC RECLINER | 2118 | 1059 | 2226 | 1113 | 1916 | 958 | 1736 | 868 |
| 1121 |  | 76 | 93 | 96 | 0,68 | CHAIR 1 ARM RHF WITH ELECTRIC RECLINER | 2118 | 1059 | 2226 | 1113 | 1916 | 958 | 1736 | 868 |























NON SFODERABILE

| COD. |  | W Width (CM) | D Depth (CM) | H Height (CM) | MC Volume | GAIA | PELLE B | PELLE B | PELLE C | PELLE C | TESS B | TESS B | CASHMERE | CASHMERE |
|------|---|---------------------------|---------------------------|----------------------------|---------------------|---|------------|-------------|------------|-------------|-----------|-------------|----------|------------|
| 1433 |  | 91 | 93 | 96 | 0,81 | LARGE ARMLESS WITH ELECTRIQUE RECLINER | 2259 | 1129 | 2362 | 1181 | 2053 | 1026 | 1870 | 935 |
| 1162 |  | 83 | 93 | 96 | 0,74 | ARMLESS CHAIR ELECTRIC RECL | 2108 | 1055 | 2206 | 1104 | 1916 | 958 | 1744 | 872 |
| 1128 |  | 74 | 93 | 96 | 0,66 | ARMLESS MAXI CHAIR WITH ELECTRIC RECLINER | 1953 | 976 | 2040 | 1020 | 1780 | 889 | 1621 | 810 |
| 1118 |  | 57 | 93 | 96 | 0,51 | ARMLESS CHAIR WITH ELECTRIC RECL | 1768 | 884 | 1837 | 918 | 1621 | 811 | 1486 | 743 |
| 0801 |  | 63 | 63 | 96 | 0,38 | SQUARE FOOTSTOOL | 931 | 465 | 970 | 485 | 845 | 422 | 774 | 388 |
| 0802 |  | 83 | 63 | 96 | 0,50 | RECTANGULAR FOOTSTOOL | 1002 | 501 | 1052 | 526 | 907 | 453 | 821 | 411 |























NON SFODERABILE

| COD. |  | W Width (CM) | D Depth (CM) | H Height (CM) | M ^C Volume | GAIA/2 | PELLE B | PELLE B | PELLE C | PELLE C | TESS B | TESS B | CASHMERE | CASHMERE |
|------|---|--------------------|--------------------|---------------------|--------------------------|------------------------------|------------|------------|------------|------------|-----------|-----------|----------|----------|
| 0430 |  | 220 | 93 | 96 | 1,96 | 3 SEATER LARGE | 3541 | 1771 | 3816 | 1907 | 3121 | 1561 | 2747 | 1373 |
| 0305 |  | 204 | 93 | 96 | 1,82 | 3 STR (2 CUSHIONS) | 3261 | 1631 | 3523 | 1761 | 2865 | 1432 | 2513 | 1257 |
| 0210 |  | 186 | 93 | 96 | 1,66 | 2 SEATER MAXI | 2964 | 1482 | 3211 | 1605 | 2597 | 1298 | 2271 | 1135 |
| 0200 |  | 152 | 93 | 96 | 1,36 | 2 SEATER | 2538 | 1269 | 2754 | 1376 | 2221 | 1111 | 1938 | 970 |
| 0100 |  | 95 | 93 | 96 | 0,85 | ARMCHAIR | 1676 | 837 | 1827 | 914 | 1458 | 729 | 1263 | 631 |
| 0432 |  | 201 | 93 | 96 | 1,79 | 3 STR LARGE 1 ARM LHF | 3247 | 1623 | 3480 | 1741 | 2875 | 1438 | 2546 | 1272 |
| 0431 |  | 201 | 93 | 96 | 1,79 | 3 STR LARGE 1 ARM RHF | 3247 | 1623 | 3480 | 1741 | 2875 | 1438 | 2546 | 1272 |
| 0345 |  | 185 | 93 | 96 | 1,65 | 3 STR (2 CUSHIONS) 1 ARM LHF | 2972 | 1485 | 3194 | 1597 | 2625 | 1314 | 2317 | 1159 |
| 0344 |  | 185 | 93 | 96 | 1,65 | 3 STR (2 CUSHIONS) 1 ARM RHF | 2972 | 1485 | 3194 | 1597 | 2625 | 1314 | 2317 | 1159 |
| 0212 |  | 167 | 93 | 96 | 1,49 | 2 STR MAXI 1 ARM LHF | 2682 | 1340 | 2888 | 1444 | 2364 | 1182 | 2081 | 1040 |
| 0211 |  | 167 | 93 | 96 | 1,49 | 2 STR MAXI 1 ARM RHF | 2682 | 1340 | 2888 | 1444 | 2364 | 1182 | 2081 | 1040 |
| 0202 |  | 133 | 93 | 96 | 1,19 | 2 STR 1 ARM LHF | 2270 | 1134 | 2444 | 1222 | 2001 | 1001 | 1761 | 880 |
| 0201 |  | 133 | 93 | 96 | 1,19 | 2 STR 1 ARM RHF | 2270 | 1134 | 2444 | 1222 | 2001 | 1001 | 1761 | 880 |
| 0109 |  | 110 | 93 | 96 | 0,98 | LARGE CHAIR 1 ARM LHF | 1870 | 935 | 2010 | 1006 | 1653 | 827 | 1459 | 729 |
| 0108 |  | 110 | 93 | 96 | 0,98 | LARGE CHAIR 1 ARM RHF | 1870 | 935 | 2010 | 1006 | 1653 | 827 | 1459 | 729 |
| 0117 |  | 102 | 93 | 96 | 0,91 | CHAIR 1 ARM LHF (2CUSHIONS) | 1695 | 848 | 1830 | 915 | 1499 | 750 | 1316 | 658 |
| 0116 |  | 102 | 93 | 96 | 0,91 | CHAIR 1 ARM RHF (2CUSHIONS) | 1695 | 848 | 1830 | 915 | 1499 | 750 | 1316 | 658 |
| 0112 |  | 93 | 93 | 96 | 0,83 | MAXI ARMCHAIR 1 ARM LHF | 1552 | 776 | 1681 | 840 | 1364 | 681 | 1192 | 596 |
| 0111 |  | 93 | 93 | 96 | 0,83 | MAXI ARMCHAIR 1 ARM RHF | 1552 | 776 | 1681 | 840 | 1364 | 681 | 1192 | 596 |
| 0102 |  | 76 | 93 | 96 | 0,68 | ARMCHAIR 1 ARM LHF | 1344 | 672 | 1456 | 727 | 1182 | 592 | 1034 | 517 |
| 0101 |  | 76 | 93 | 96 | 0,68 | ARMCHAIR 1 ARM RHF | 1344 | 672 | 1456 | 727 | 1182 | 592 | 1034 | 517 |























NON SFODERABILE

| COD. |  | W Width (CM) | D Depth (CM) | H Height (CM) | M ^C Volume | GAIA/2 | PELLE B | PELLE B | PELLE C | PELLE C | TESS B | TESS B | CASHMERE | CASHMERE |
|------|---|--------------------|--------------------|---------------------|--------------------------|---------------------------------|------------|-------------|------------|-------------|-----------|-------------|----------|-------------|
| 0104 |  | 91 | 93 | 96 | 0,81 | BIG ARMLESS UNIT | 1538 | 769 | 1639 | 819 | 1374 | 687 | 1224 | 612 |
| 0115 |  | 83 | 93 | 96 | 0,74 | ARMLESS UNIT (2 CUSHIONS) | 1400 | 701 | 1496 | 748 | 1250 | 625 | 1111 | 555 |
| 0113 |  | 74 | 93 | 96 | 0,66 | MAXI ARMLESS UNIT | 1255 | 627 | 1339 | 670 | 1124 | 562 | 997 | 498 |
| 0103 |  | 57 | 93 | 96 | 0,51 | ARMLESS UNIT | 1074 | 537 | 1144 | 572 | 962 | 481 | 856 | 428 |
| 0551 |  | 150 | 134 | 96 | 1,93 | TRAPEZOIDAL ARMLESS 2 STR | 2211 | 1106 | 2375 | 1187 | 2028 | 1014 | 1768 | 883 |
| 0550 |  | 89 | 93 | 96 | 0,79 | TRAPEZOIDAL ARMLESS UNIT | 1202 | 601 | 1291 | 645 | 1124 | 562 | 973 | 487 |
| 0757 |  | 148 | 132 | 96 | 1,88 | TRAPEZOIDAL CHAIR PENINSULA LHF | 2011 | 1007 | 2148 | 1075 | 1863 | 932 | 1633 | 816 |
| 0756 |  | 148 | 132 | 96 | 1,88 | TRAPEZOIDAL CHAIR PENINSULA RHF | 2011 | 1007 | 2148 | 1075 | 1863 | 932 | 1633 | 816 |
| 0602 |  | 118 | 118 | 96 | 1,34 | CORNER | 1958 | 979 | 2198 | 1099 | 1831 | 916 | 1554 | 777 |
| 0604 |  | 106 | 106 | 96 | 1,08 | CORNER "A" SQUARED | 2125 | 1062 | 2301 | 1151 | 1945 | 973 | 1675 | 837 |
| 0738 |  | 134 | 93 | 96 | 1,20 | LARGE CHAIR PENINSULA LHF | 1875 | 937 | 2026 | 1013 | 1712 | 855 | 1479 | 740 |
| 0737 |  | 134 | 93 | 96 | 1,20 | LARGE CHAIR PENINSULA RHF | 1875 | 937 | 2026 | 1013 | 1712 | 855 | 1479 | 740 |
| 0716 |  | 126 | 93 | 96 | 1,12 | CHAIR (2 CUSHIONS)PENINSULA LHF | 1826 | 913 | 1968 | 984 | 1673 | 836 | 1449 | 725 |
| 0715 |  | 126 | 93 | 96 | 1,12 | CHAIR (2 CUSHIONS)PENINSULA RHF | 1826 | 913 | 1968 | 984 | 1673 | 836 | 1449 | 725 |
| 0714 |  | 117 | 93 | 96 | 1,04 | MAXI CHAIR PENINSULA LHF | 1807 | 904 | 1950 | 975 | 1644 | 821 | 1427 | 713 |
| 0713 |  | 117 | 93 | 96 | 1,04 | MAXI CHAIR PENINSULA RHF | 1807 | 904 | 1950 | 975 | 1644 | 821 | 1427 | 713 |
| 0712 |  | 100 | 93 | 96 | 0,89 | CHAIR PENINSULA LHF | 1691 | 846 | 1802 | 902 | 1571 | 784 | 1378 | 690 |
| 0711 |  | 100 | 93 | 96 | 0,89 | CHAIR PENINSULA RHF | 1691 | 846 | 1802 | 902 | 1571 | 784 | 1378 | 690 |
| 0789 |  | 110 | 150 | 96 | 1,58 | LARGE CHAISLONGUE 1 ARM LHF | 2580 | 1290 | 2756 | 1378 | 2323 | 1161 | 2074 | 1037 |
| 0788 |  | 110 | 150 | 96 | 1,58 | LARGE CHAISLONGUE 1 ARM RHF | 2580 | 1290 | 2756 | 1378 | 2323 | 1161 | 2074 | 1037 |
| 0697 |  | 102 | 150 | 96 | 1,47 | CHAISE LONGUE (2 CUSHIONS) LHF | 2528 | 1264 | 2696 | 1348 | 2285 | 1143 | 2045 | 1023 |








NON SFODERABILE

| COD. |  | W Width (CM) | D Depth (CM) | H Height (CM) | M ^C Volume | GAIA/2 | PELLE B | PELLE B | PELLE C | PELLE C | TESS B | TESS B | CASHMERE | CASHMERE |
|------|---|--------------------|--------------------|---------------------|--------------------------|--|------------|-------------|------------|-------------|-----------|-------------|----------|-------------|
| 0696 |  | 102 | 150 | 96 | 1,47 | CHAISE LONGUE (2 CUSHIONS) RHF | 2528 | 1264 | 2696 | 1348 | 2285 | 1143 | 2045 | 1023 |
| 0705 |  | 93 | 150 | 96 | 1,34 | CHAISELONGUE MAXI 1 ARM LHF | 2471 | 1235 | 2629 | 1314 | 2237 | 1119 | 2011 | 1006 |
| 0704 |  | 93 | 150 | 96 | 1,34 | CHAISELONGUE MAXI 1 ARM RHF | 2471 | 1235 | 2629 | 1314 | 2237 | 1119 | 2011 | 1006 |
| 0701 |  | 76 | 150 | 96 | 1,09 | CHAISELONGUE 1 ARM LHF | 2165 | 1082 | 2305 | 1153 | 1958 | 979 | 1759 | 879 |
| 0700 |  | 76 | 150 | 96 | 1,09 | CHAISELONGUE 1 ARM RHF | 2165 | 1082 | 2305 | 1153 | 1958 | 979 | 1759 | 879 |
| 1440 |  | 220 | 93 | 96 | 1,96 | LARGE 3 SEATER WITH 2 ELECT.RECLINERS | 5203 | 2601 | 5489 | 2744 | 4689 | 2344 | 4229 | 2114 |
| 1445 |  | 220 | 93 | 96 | 1,96 | LARGE 3 SEATER WITH LHF RECLINER ELECT | 4472 | 2236 | 4755 | 2378 | 3997 | 1999 | 3573 | 1786 |
| 1444 |  | 220 | 93 | 96 | 1,96 | LARGE 3 SEATER WITH RHF RECLINER ELECT | 4472 | 2236 | 4755 | 2378 | 3997 | 1999 | 3573 | 1786 |
| 1342 |  | 204 | 93 | 96 | 1,82 | 3 STR (2 CUSHIONS) 2 ELECTRIC RECLINERS | 4811 | 2406 | 5127 | 2563 | 4367 | 2183 | 3934 | 1968 |
| 1341 |  | 204 | 93 | 96 | 1,82 | 3 STR (2 CUSHIONS) 1 LHF ELECTRIC RELAX | 4124 | 2061 | 4393 | 2197 | 3682 | 1842 | 3282 | 1641 |
| 1340 |  | 204 | 93 | 96 | 1,82 | 3 STR (2 CUSHIONS) 1 RHF ELECTRIC RELAX | 4124 | 2061 | 4393 | 2197 | 3682 | 1842 | 3282 | 1641 |
| 1230 |  | 186 | 93 | 96 | 1,66 | 2 STR MAXI 2 ELECTRIC RECLINERS | 4555 | 2278 | 4777 | 2388 | 4069 | 2035 | 3665 | 1832 |
| 1216 |  | 186 | 93 | 96 | 1,66 | 2 STR MAXI WITH LHF ELECTRIC RECLINER | 3814 | 1906 | 4069 | 2035 | 3398 | 1699 | 3024 | 1513 |
| 1215 |  | 186 | 93 | 96 | 1,66 | 2 STR MAXI WITH RHF ELECTRIC RECLINER | 3814 | 1906 | 4069 | 2035 | 3398 | 1699 | 3024 | 1513 |
| 1220 |  | 152 | 93 | 96 | 1,36 | 2 STR WITH 2 ELECTRIC RECLINERS | 4094 | 2046 | 4314 | 2157 | 3695 | 1847 | 3336 | 1669 |
| 1206 |  | 152 | 93 | 96 | 1,36 | 2 STR WITH LHF ELECTRIC RECLINER | 3392 | 1695 | 3612 | 1806 | 3030 | 1515 | 2702 | 1352 |
| 1205 |  | 152 | 93 | 96 | 1,36 | 2 STR WITH RHF ELECTRIC RECLINER | 3392 | 1695 | 3612 | 1806 | 3030 | 1515 | 2702 | 1352 |
| 1120 |  | 95 | 93 | 96 | 0,85 | ELECTRIC RECLINING ARMCHAIR | 2352 | 1177 | 2501 | 1251 | 2107 | 1054 | 1883 | 941 |
| 1448 |  | 201 | 93 | 96 | 1,79 | LARGE 3 SEATER LHF WITH 2 RECLINER ELECT | 4873 | 2437 | 5118 | 2559 | 4409 | 2205 | 3996 | 1998 |
| 1447 |  | 201 | 93 | 96 | 1,79 | LARGE 3 SEATER RHF WITH 2 RECLINER ELECT | 4873 | 2437 | 5118 | 2559 | 4409 | 2205 | 3996 | 1998 |
| 1442 |  | 201 | 93 | 96 | 1,79 | LARGE 3 SEATER LHF WITH RECLINER ELECT. | 4139 | 2070 | 4383 | 2192 | 3718 | 1859 | 3338 | 1670 |























NON SFODERABILE

| COD. |  | W Width (CM) | D Depth (CM) | H Height (CM) | M ^C Volume | GAIA/2 | PELLE B | PELLE B | PELLE C | PELLE C | TESS B | TESS B | CASHMERE | CASHMERE |
|------|---|--------------------|--------------------|---------------------|--------------------------|--|------------|-------------|------------|-------------|-----------|-------------|----------|-------------|
| 1441 |  | 201 | 93 | 96 | 1,79 | LARGE 3 SEATER RHF WITH RECLINER ELECT. | 4139 | 2070 | 4383 | 2192 | 3718 | 1859 | 3338 | 1670 |
| 1378 |  | 185 | 93 | 96 | 1,65 | 3 STR (2 CUSH)1 ARM LHF 2 ELECT RECLINER | 4549 | 2275 | 4783 | 2391 | 4111 | 2056 | 3723 | 1862 |
| 1377 |  | 185 | 93 | 96 | 1,65 | 3 STR (2 CUSH)1 ARM RHF 2 ELECT RECLINERS | 4549 | 2275 | 4783 | 2391 | 4111 | 2056 | 3723 | 1862 |
| 1339 |  | 185 | 93 | 96 | 1,65 | 3 STR (2 CUSH) 1 ARM LHF ELECTRIC RECLINER | 3808 | 1903 | 4060 | 2030 | 3432 | 1717 | 3078 | 1539 |
| 1338 |  | 185 | 93 | 96 | 1,65 | 3 STR (2 CUSH) 1 ARM RHF ELECTRIC RECLINER | 3808 | 1903 | 4060 | 2030 | 3432 | 1717 | 3078 | 1539 |
| 1228 |  | 167 | 93 | 96 | 1,49 | 2 STR MAXI 1 ARM LHF WITH 2 ELECT RECLINER | 4227 | 2113 | 4441 | 2221 | 3826 | 1914 | 3466 | 1732 |
| 1227 |  | 167 | 93 | 96 | 1,49 | 2 STR MAXI 1 ARM RHF WITH 2 ELECT RECLINER | 4227 | 2113 | 4441 | 2221 | 3826 | 1914 | 3466 | 1732 |
| 1232 |  | 167 | 93 | 96 | 1,49 | LHF 2 STR MAXI WITH ELECTRIC RECLINER | 3517 | 1758 | 3728 | 1864 | 3159 | 1579 | 2753 | 1376 |
| 1231 |  | 167 | 93 | 96 | 1,49 | RHF 2 STR MAXI WITH ELECTRIC RECLINER | 3517 | 1758 | 3728 | 1864 | 3159 | 1579 | 2753 | 1376 |
| 1225 |  | 133 | 93 | 96 | 1,19 | 2 STR 1 ARM LHF WITH 2 ELECTRIC RECLINER | 3828 | 1915 | 4006 | 2003 | 3480 | 1741 | 3166 | 1583 |
| 1224 |  | 133 | 93 | 96 | 1,19 | 2 STR 1 ARM RHF WITH 2 ELECTRIC RECLINER | 3828 | 1915 | 4006 | 2003 | 3480 | 1741 | 3166 | 1583 |
| 1222 |  | 133 | 93 | 96 | 1,19 | 2 STR 1 ARM LHF WITH ELECTRIC RECLINER | 3121 | 1561 | 3301 | 1650 | 2809 | 1405 | 2525 | 1263 |
| 1221 |  | 133 | 93 | 96 | 1,19 | 2 STR 1 ARM RHF WITH ELECTRIC RECLINER | 3121 | 1561 | 3301 | 1650 | 2809 | 1405 | 2525 | 1263 |
| 1135 |  | 110 | 93 | 96 | 0,98 | LARGE CHAIR 1 ARM LHF WITH ELECTRIC RECLINER | 2601 | 1301 | 2744 | 1372 | 2344 | 1172 | 2114 | 1057 |
| 1134 |  | 110 | 93 | 96 | 0,98 | LARGE CHAIR 1 ARM RHF WITH ELECTRIC RECLINER | 2601 | 1301 | 2744 | 1372 | 2344 | 1172 | 2114 | 1057 |
| 1143 |  | 102 | 93 | 96 | 0,91 | CHAIR (2 CUSH)1 ARM LHF WITH ELECT RECLINER | 2408 | 1204 | 2563 | 1282 | 2183 | 1091 | 1968 | 983 |
| 1142 |  | 102 | 93 | 96 | 0,91 | CHAIR (2 CUSH)1 ARM RHF WITH ELECT RECLINER | 2408 | 1204 | 2563 | 1282 | 2183 | 1091 | 1968 | 983 |
| 1125 |  | 93 | 93 | 96 | 0,83 | MAXI CHAIR 1 ARM LHF WITH ELECTRIC RECLINER | 2278 | 1139 | 2388 | 1194 | 2035 | 1017 | 1765 | 882 |
| 1124 |  | 93 | 93 | 96 | 0,83 | MAXI CHAIR 1 ARM RHF WITH ELECTRIC RECLINER | 2278 | 1139 | 2388 | 1194 | 2035 | 1017 | 1765 | 882 |
| 1122 |  | 76 | 93 | 96 | 0,68 | CHAIR 1 ARM LHF WITH ELECTRIC RECLINER | 2046 | 1023 | 2157 | 1078 | 1847 | 923 | 1669 | 834 |
| 1121 |  | 76 | 93 | 96 | 0,68 | CHAIR 1 ARM RHF WITH ELECTRIC RECLINER | 2046 | 1023 | 2157 | 1078 | 1847 | 923 | 1669 | 834 |

NON SFODERABILE


| COD. |  | W Width (CM) | D Depth (CM) | H Height (CM) | MC Volume | GAIA/2 | PELLE B | PELLE B | PELLE C | PELLE C | TESS B | TESS B | CASHMERE | CASHMERE |
|------|---|---------------------------|---------------------------|----------------------------|---------------------|---|------------|-------------|------------|-------------|-----------|-------------|----------|------------|
| 1433 |  | 91 | 93 | 96 | 0,81 | LARGE ARMLESS WITH ELECTRIQUE RECLINER | 2272 | 1135 | 2375 | 1187 | 2066 | 1032 | 1882 | 941 |
| 1162 |  | 83 | 93 | 96 | 0,74 | ARMLESS CHAIR ELECTRIC RECL | 2122 | 1061 | 2219 | 1110 | 1928 | 965 | 1755 | 878 |
| 1128 |  | 74 | 93 | 96 | 0,66 | ARMLESS MAXI CHAIR WITH ELECTRIC RECLINER | 1966 | 982 | 2053 | 1026 | 1791 | 897 | 1633 | 816 |
| 1118 |  | 57 | 93 | 96 | 0,51 | ARMLESS CHAIR WITH ELECTRIC RECL | 1782 | 890 | 1850 | 924 | 1634 | 816 | 1498 | 749 |
| 0801 |  | 63 | 63 | 96 | 0,38 | SQUARE FOOTSTOOL | 956 | 478 | 995 | 497 | 870 | 435 | 799 | 399 |
| 0802 |  | 83 | 63 | 96 | 0,50 | RECTANGULAR FOOTSTOOL | 1027 | 514 | 1077 | 538 | 931 | 465 | 846 | 423 |

NON SFODERABILE























| COD. |  | W Width (CM) | D Depth (CM) | H Height (CM) | M ^C Volume | GIADA | PELLE B | PELLE B | PELLE C | PELLE C | TESS B | TESS B | CASHMERE | CASHMERE |
|------|---|--------------------|--------------------|---------------------|--------------------------|----------------------------------|------------|-------------|------------|-------------|-----------|-------------|----------|-------------|
| 0305 |  | 226 | 99 | 82 | 1,83 | 3 STR (2 CUSHIONS) | 4534 | 2267 | 4915 | 2458 | 3988 | 1994 | 3579 | 1789 |
| 0210 |  | 210 | 99 | 82 | 1,70 | 2 SEATER MAXI | 4162 | 2081 | 4525 | 2262 | 3651 | 1826 | 3258 | 1629 |
| 0200 |  | 194 | 99 | 82 | 1,57 | 2 SEATER | 3835 | 1917 | 4180 | 2090 | 3319 | 1660 | 2958 | 1479 |
| 0100 |  | 137 | 99 | 82 | 1,11 | ARMCHAIR | 2688 | 1344 | 2944 | 1472 | 2396 | 1198 | 2087 | 1043 |
| 0345 |  | 186 | 99 | 82 | 1,51 | 3 STR (2 CUSHIONS) 1 ARM LHF | 4053 | 2027 | 4398 | 2199 | 3559 | 1780 | 3188 | 1594 |
| 0344 |  | 186 | 99 | 82 | 1,51 | 3 STR (2 CUSHIONS) 1 ARM RHF | 4053 | 2027 | 4398 | 2199 | 3559 | 1780 | 3188 | 1594 |
| 0212 |  | 170 | 99 | 82 | 1,38 | 2 STR MAXI 1 ARM LHF | 3588 | 1794 | 3893 | 1946 | 3119 | 1559 | 2807 | 1404 |
| 0211 |  | 170 | 99 | 82 | 1,38 | 2 STR MAXI 1 ARM RHF | 3588 | 1794 | 3893 | 1946 | 3119 | 1559 | 2807 | 1404 |
| 0202 |  | 154 | 99 | 82 | 1,25 | 2 STR 1 ARM LHF | 3238 | 1619 | 3519 | 1759 | 2804 | 1402 | 2517 | 1259 |
| 0201 |  | 154 | 99 | 82 | 1,25 | 2 STR 1 ARM RHF | 3238 | 1619 | 3519 | 1759 | 2804 | 1402 | 2517 | 1259 |
| 0117 |  | 113 | 99 | 82 | 0,92 | CHAIR 1 ARM LHF (2CUSHIONS) | 2456 | 1228 | 2668 | 1334 | 2127 | 1064 | 1910 | 955 |
| 0116 |  | 113 | 99 | 82 | 0,92 | CHAIR 1 ARM RHF (2CUSHIONS) | 2456 | 1228 | 2668 | 1334 | 2127 | 1064 | 1910 | 955 |
| 0112 |  | 105 | 99 | 82 | 0,85 | MAXI ARMCHAIR 1 ARM LHF | 2338 | 1169 | 2527 | 1264 | 2046 | 1023 | 1852 | 926 |
| 0111 |  | 105 | 99 | 82 | 0,85 | MAXI ARMCHAIR 1 ARM RHF | 2338 | 1169 | 2527 | 1264 | 2046 | 1023 | 1852 | 926 |
| 0102 |  | 97 | 99 | 82 | 0,79 | ARMCHAIR 1 ARM LHF | 2053 | 1026 | 2229 | 1115 | 1779 | 889 | 1597 | 799 |
| 0101 |  | 97 | 99 | 82 | 0,79 | ARMCHAIR 1 ARM RHF | 2053 | 1026 | 2229 | 1115 | 1779 | 889 | 1597 | 799 |
| 0115 |  | 73 | 99 | 82 | 0,59 | ARMLESS UNIT (2 CUSHIONS) | 1855 | 927 | 1999 | 1000 | 1631 | 816 | 1482 | 741 |
| 0113 |  | 65 | 99 | 82 | 0,53 | MAXI ARMLESS UNIT | 1541 | 770 | 1665 | 833 | 1349 | 675 | 1223 | 612 |
| 0103 |  | 57 | 99 | 82 | 0,46 | ARMLESS UNIT | 1460 | 730 | 1571 | 786 | 1286 | 643 | 1171 | 586 |
| 0604 |  | 99 | 99 | 82 | 0,80 | CORNER "A" SQUARED | 2550 | 1275 | 2741 | 1371 | 2253 | 1127 | 2056 | 1028 |
| 0699 |  | 180 | 99 | 82 | 1,46 | LHF STANDING ALONE CHAISE LONGUE | 3384 | 1692 | 3664 | 1832 | 2950 | 1475 | 2663 | 1332 |

NON SFODERABILE

| COD. |  | W Width (CM) | D Depth (CM) | H Height (CM) | MC Volume | GIADA | PELLE B | PELLE B | PELLE C | PELLE C | TESS B | TESS B | CASHMERE | CASHMERE |
|------|---|---------------------------|---------------------------|----------------------------|---------------------|----------------------------------|------------|-------------|------------|-------------|-----------|-------------|----------|-------------|
| 0698 |  | 180 | 99 | 82 | 1,46 | RHF STANDING ALONE CHAISE LONGUE | 3384 | 1692 | 3664 | 1832 | 2950 | 1475 | 2663 | 1332 |
| 0763 |  | 224 | 99 | 82 | 1,82 | CORNER&CHAIR PENINSULA LHF | 4189 | 2095 | 4507 | 2253 | 3726 | 1863 | 3386 | 1693 |
| 0762 |  | 224 | 99 | 82 | 1,82 | CORNER&CHAIR PENINSULA RHF | 4189 | 2095 | 4507 | 2253 | 3726 | 1863 | 3386 | 1693 |
| 0716 |  | 133 | 99 | 82 | 1,08 | CHAIR (2 CUSHIONS)PENINSULA LHF | 2649 | 1324 | 2861 | 1430 | 2321 | 1161 | 2103 | 1051 |
| 0715 |  | 133 | 99 | 82 | 1,08 | CHAIR (2 CUSHIONS)PENINSULA RHF | 2649 | 1324 | 2861 | 1430 | 2321 | 1161 | 2103 | 1051 |
| 0714 |  | 125 | 99 | 82 | 1,01 | MAXI CHAIR PENINSULA LHF | 2530 | 1265 | 2720 | 1360 | 2239 | 1119 | 2046 | 1023 |
| 0713 |  | 125 | 99 | 82 | 1,01 | MAXI CHAIR PENINSULA RHF | 2530 | 1265 | 2720 | 1360 | 2239 | 1119 | 2046 | 1023 |
| 0712 |  | 117 | 99 | 82 | 0,95 | CHAIR PENINSULA LHF | 2453 | 1226 | 2629 | 1315 | 2179 | 1089 | 1997 | 999 |
| 0711 |  | 117 | 99 | 82 | 0,95 | CHAIR PENINSULA RHF | 2453 | 1226 | 2629 | 1315 | 2179 | 1089 | 1997 | 999 |
| 0802 |  | 80 | 60 | 46 | 0,22 | RECTANGULAR FOOTSTOOL | 1072 | 536 | 1131 | 565 | 982 | 491 | 920 | 460 |
| 0001 |  | 61 | | 25 | 0,00 | HEADREST | 348 | 174 | 368 | 184 | 340 | 170 | 308 | 154 |

| <i>COD.</i> | | W Width (CM) | D Depth (CM) | H Height (CM) | MC Volume | GLOBEN | PELLE B | PELLE B | PELLE C | PELLE C | TESS B | TESS B | CASHMERE | CASHMERE |
|-------------|---|---------------------------|---------------------------|----------------------------|---------------------|--------------------|------------|------------|------------|------------|-----------|-----------|----------|----------|
| 0901 |  | 90 | 90 | 30 | 0,28 | TABLE DIAM.90 H.30 | 1270 | 634 | | | | | | |
| 0902 |  | 46 | 46 | 60 | 0,15 | TABLE DIAM.45 H.60 | 1035 | 517 | | | | | | |

NON SFODERABILE






















| COD. |  | W Width (CM) | D Depth (CM) | H Height (CM) | M ^C Volume | GLORIA | PELLE B | PELLE B | PELLE C | PELLE C | TESS B | TESS B | CASHMERE | CASHMERE |
|------|---|--------------------|--------------------|---------------------|--------------------------|------------------------------|------------|-------------|------------|-------------|-----------|-------------|----------|-------------|
| 0430 |  | 236 | 109 | 73 | 1,88 | 3 SEATER LARGE | 5663 | 2832 | 5862 | 2931 | 4724 | 2361 | 4275 | 2138 |
| 0305 |  | 220 | 109 | 73 | 1,75 | 3 STR (2 CUSHIONS) | 5314 | 2657 | 5542 | 2771 | 4423 | 2211 | 3998 | 1999 |
| 0210 |  | 210 | 109 | 73 | 1,67 | 2 SEATER MAXI | 4982 | 2491 | 5206 | 2602 | 4131 | 2066 | 3723 | 1862 |
| 0200 |  | 190 | 109 | 73 | 1,51 | 2 SEATER | 4572 | 2286 | 4783 | 2391 | 3785 | 1893 | 3405 | 1703 |
| 0100 |  | 108 | 109 | 73 | 0,86 | ARMCHAIR | 3057 | 1529 | 3195 | 1597 | 2536 | 1268 | 2285 | 1142 |
| 0123 |  | 78 | 78 | 70 | 0,43 | SWIVELLING CHAIR | 1752 | 876 | 1897 | 949 | 1623 | 811 | 1475 | 737 |
| 0492 |  | 223 | 109 | 73 | 1,77 | XL 3 SEATER 1 ARM LHF | 5166 | 2583 | 5383 | 2691 | 4319 | 2159 | 3909 | 1954 |
| 0491 |  | 223 | 109 | 73 | 1,77 | XL 3 SEATER 1 ARM RHF | 5166 | 2583 | 5383 | 2691 | 4319 | 2159 | 3909 | 1954 |
| 0432 |  | 209 | 109 | 73 | 1,66 | 3 STR LARGE 1 ARM LHF | 5010 | 2506 | 5212 | 2605 | 4196 | 2098 | 3807 | 1902 |
| 0431 |  | 209 | 109 | 73 | 1,66 | 3 STR LARGE 1 ARM RHF | 5010 | 2506 | 5212 | 2605 | 4196 | 2098 | 3807 | 1902 |
| 0345 |  | 193 | 109 | 73 | 1,54 | 3 STR (2 CUSHIONS) 1 ARM LHF | 4653 | 2327 | 4845 | 2423 | 3889 | 1945 | 3525 | 1763 |
| 0344 |  | 193 | 109 | 73 | 1,54 | 3 STR (2 CUSHIONS) 1 ARM RHF | 4653 | 2327 | 4845 | 2423 | 3889 | 1945 | 3525 | 1763 |
| 0212 |  | 183 | 109 | 73 | 1,46 | 2 STR MAXI 1 ARM LHF | 4335 | 2168 | 4524 | 2262 | 3609 | 1805 | 3152 | 1576 |
| 0211 |  | 183 | 109 | 73 | 1,46 | 2 STR MAXI 1 ARM RHF | 4335 | 2168 | 4524 | 2262 | 3609 | 1805 | 3152 | 1576 |
| 0202 |  | 163 | 109 | 73 | 1,30 | 2 STR 1 ARM LHF | 3921 | 1960 | 4096 | 2047 | 3261 | 1631 | 2940 | 1470 |
| 0201 |  | 163 | 109 | 73 | 1,30 | 2 STR 1 ARM RHF | 3921 | 1960 | 4096 | 2047 | 3261 | 1631 | 2940 | 1470 |
| 0192 |  | 125 | 109 | 73 | 0,99 | XL ARMCHAIR 1 ARM LHF | 3050 | 1526 | 3178 | 1588 | 2554 | 1276 | 2309 | 1155 |
| 0191 |  | 125 | 109 | 73 | 0,99 | XL ARMCHAIR 1 ARM RHF | 3050 | 1526 | 3178 | 1588 | 2554 | 1276 | 2309 | 1155 |
| 0109 |  | 118 | 109 | 73 | 0,94 | LARGE CHAIR 1 ARM LHF | 2951 | 1476 | 2997 | 1498 | 2517 | 1259 | 2282 | 1141 |
| 0108 |  | 118 | 109 | 73 | 0,94 | LARGE CHAIR 1 ARM RHF | 2951 | 1476 | 2997 | 1498 | 2517 | 1259 | 2282 | 1141 |
| 0117 |  | 110 | 109 | 73 | 0,88 | CHAIR 1 ARM LHF (2CUSHIONS) | 2781 | 1391 | 2898 | 1448 | 2325 | 1162 | 2103 | 1052 |






















NON SFODERABILE

| COD. | | W Width (CM) | D Depth (CM) | H Height (CM) | M C Volume | GLORIA | PELLE | PELLE | PELLE | PELLE | TESS | TESS | CASHMERE | CASHMERE |
|------|--|--------------------|--------------------|---------------------|---------------|---------------------------------|-------|-------|-------|-------|------|------|----------|----------|
| | | | | | | | B | B | C | C | B | B | | |
| 0116 | | 110 | 109 | 73 | 0,88 | CHAIR 1 ARM RHF (2CUSHIONS) | 2781 | 1391 | 2898 | 1448 | 2325 | 1162 | 2103 | 1052 |
| 0112 | | 105 | 109 | 73 | 0,84 | MAXI ARMCHAIR 1 ARM LHF | 2734 | 1367 | 2845 | 1423 | 2298 | 1150 | 2082 | 1041 |
| 0111 | | 105 | 109 | 73 | 0,84 | MAXI ARMCHAIR 1 ARM RHF | 2734 | 1367 | 2845 | 1423 | 2298 | 1150 | 2082 | 1041 |
| 0102 | | 95 | 109 | 73 | 0,76 | ARMCHAIR 1 ARM LHF | 2429 | 1215 | 2536 | 1268 | 2023 | 1011 | 1824 | 912 |
| 0101 | | 95 | 109 | 73 | 0,76 | ARMCHAIR 1 ARM RHF | 2429 | 1215 | 2536 | 1268 | 2023 | 1011 | 1824 | 912 |
| 0193 | | 98 | 109 | 73 | 0,78 | XL ARMLESS UNIT | 2380 | 1189 | 2471 | 1235 | 2005 | 1004 | 1821 | 910 |
| 0104 | | 91 | 109 | 73 | 0,72 | BIG ARMLESS UNIT | 2260 | 1130 | 2328 | 1164 | 1970 | 984 | 1794 | 898 |
| 0115 | | 83 | 109 | 73 | 0,66 | ARMLESS UNIT (2 CUSHIONS) | 1894 | 948 | 1980 | 989 | 1570 | 784 | 1413 | 707 |
| 0113 | | 78 | 109 | 73 | 0,62 | MAXI ARMLESS UNIT | 1853 | 926 | 1935 | 968 | 1543 | 772 | 1391 | 696 |
| 0103 | | 68 | 109 | 73 | 0,54 | ARMLESS UNIT | 1757 | 879 | 1828 | 914 | 1477 | 738 | 1340 | 670 |
| 0608 | | 108 | 108 | 73 | 0,85 | SQUARE CORNER W/MECHANISMS | 3077 | 1538 | 3205 | 1602 | 2581 | 1290 | 2337 | 1168 |
| 0602 | | 136 | 136 | 73 | 1,35 | CORNER | 3113 | 1556 | 3211 | 1605 | 2667 | 1334 | 2448 | 1224 |
| 0613 | | 168 | 168 | 73 | 2,06 | SUPER CORNER | 4078 | 2039 | 4201 | 2101 | 3502 | 1750 | 3216 | 1609 |
| 0718 | | 153 | 109 | 73 | 1,22 | CHAIR XL PENINSULA 1 ARM LHF | 3239 | 1619 | 3371 | 1685 | 2718 | 1359 | 2460 | 1230 |
| 0717 | | 153 | 109 | 73 | 1,22 | CHAIR XL PENINSULA 1 ARM RHF | 3239 | 1619 | 3371 | 1685 | 2718 | 1359 | 2460 | 1230 |
| 0738 | | 146 | 109 | 73 | 1,16 | LARGE CHAIR PENINSULA LHF | 3162 | 1581 | 3288 | 1644 | 2656 | 1328 | 2412 | 1206 |
| 0737 | | 146 | 109 | 73 | 1,16 | LARGE CHAIR PENINSULA RHF | 3162 | 1581 | 3288 | 1644 | 2656 | 1328 | 2412 | 1206 |
| 0716 | | 138 | 109 | 73 | 1,10 | CHAIR (2 CUSHIONS)PENINSULA LHF | 3086 | 1543 | 3205 | 1602 | 2602 | 1301 | 2366 | 1183 |
| 0715 | | 138 | 109 | 73 | 1,10 | CHAIR (2 CUSHIONS)PENINSULA RHF | 3086 | 1543 | 3205 | 1602 | 2602 | 1301 | 2366 | 1183 |
| 0714 | | 133 | 109 | 73 | 1,06 | MAXI CHAIR PENINSULA LHF | 3022 | 1512 | 3135 | 1568 | 2554 | 1276 | 2325 | 1163 |
| 0713 | | 133 | 109 | 73 | 1,06 | MAXI CHAIR PENINSULA RHF | 3022 | 1512 | 3135 | 1568 | 2554 | 1276 | 2325 | 1163 |

NON SFODERABILE





| COD. |  | W Width (CM) | D Depth (CM) | H Height (CM) | MC Volume | GLORIA | PELLE B | PELLE B | PELLE C | PELLE C | TESS B | TESS B | CASHMERE | CASHMERE |
|------|---|---------------------------|---------------------------|----------------------------|---------------------|--------------------------------|------------|-------------|------------|-------------|-----------|-------------|----------|-------------|
| 0712 |  | 123 | 109 | 73 | 0,98 | CHAIR PENINSULA LHF | 2927 | 1464 | 3030 | 1515 | 2487 | 1242 | 2271 | 1134 |
| 0711 |  | 123 | 109 | 73 | 0,98 | CHAIR PENINSULA RHF | 2927 | 1464 | 3030 | 1515 | 2487 | 1242 | 2271 | 1134 |
| 0891 |  | 125 | 163 | 73 | 1,49 | XL CHAISERLONGUE 1 ARM LHF | 4324 | 2162 | 4473 | 2236 | 3670 | 1835 | 3355 | 1678 |
| 0890 |  | 125 | 163 | 73 | 1,49 | XL CHAISERLONGUE 1 ARM RHF | 4324 | 2162 | 4473 | 2236 | 3670 | 1835 | 3355 | 1678 |
| 0789 |  | 118 | 163 | 73 | 1,40 | LARGE CHAISERLONGUE 1 ARM LHF | 4243 | 2122 | 4383 | 2192 | 3617 | 1808 | 3312 | 1655 |
| 0788 |  | 118 | 163 | 73 | 1,40 | LARGE CHAISERLONGUE 1 ARM RHF | 4243 | 2122 | 4383 | 2192 | 3617 | 1808 | 3312 | 1655 |
| 0697 |  | 110 | 163 | 73 | 1,31 | CHAISE LONGUE (2 CUSHIONS) LHF | 4145 | 2073 | 4277 | 2139 | 3550 | 1775 | 3257 | 1629 |
| 0696 |  | 110 | 163 | 73 | 1,31 | CHAISE LONGUE (2 CUSHIONS) RHF | 4145 | 2073 | 4277 | 2139 | 3550 | 1775 | 3257 | 1629 |
| 0705 |  | 105 | 163 | 73 | 1,25 | CHAISERLONGUE MAXI 1 ARM LHF | 4109 | 2054 | 4231 | 2115 | 3523 | 1762 | 3130 | 1566 |
| 0704 |  | 105 | 163 | 73 | 1,25 | CHAISERLONGUE MAXI 1 ARM RHF | 4109 | 2054 | 4231 | 2115 | 3523 | 1762 | 3130 | 1566 |
| 0701 |  | 95 | 163 | 73 | 1,13 | CHAISERLONGUE 1 ARM LHF | 3788 | 1894 | 3907 | 1953 | 3248 | 1623 | 2979 | 1490 |
| 0700 |  | 95 | 163 | 73 | 1,13 | CHAISERLONGUE 1 ARM RHF | 3788 | 1894 | 3907 | 1953 | 3248 | 1623 | 2979 | 1490 |
| 0801 |  | 91 | 91 | 43 | 0,36 | SQUARE FOOTSTOOL | 1553 | 777 | 1597 | 799 | 1353 | 675 | 1245 | 623 |
| 0907 |  | 134 | 90 | 24 | 0,29 | COFFEE TABLE | 2115 | 1058 | 2091 | 1046 | 1999 | 1000 | 1915 | 957 |





| COD. | | W Width (CM) | D Depth (CM) | H Height (CM) | M ^C Volume | GLORIA SFODER | PELLE B | PELLE B | PELLE C | PELLE C | TESS B | TESS B | CASHMERE | CASHMERE |
|------|---|--------------------|--------------------|---------------------|--------------------------|------------------------------|------------|------------|------------|------------|-----------|-----------|----------|----------|
| 0430 |  | 236 | 109 | 73 | 1,88 | 3 SEATER LARGE | | | | | 5253 | 2627 | | |
| 0305 |  | 220 | 109 | 73 | 1,75 | 3 STR (2 CUSHIONS) | | | | | 4929 | 2463 | | |
| 0210 |  | 210 | 109 | 73 | 1,67 | 2 SEATER MAXI | | | | | 4619 | 2309 | | |
| 0200 |  | 190 | 109 | 73 | 1,51 | 2 SEATER | | | | | 4243 | 2122 | | |
| 0100 |  | 108 | 109 | 73 | 0,86 | ARMCHAIR | | | | | 2867 | 1434 | | |
| 0123 |  | 78 | 78 | 70 | 0,43 | SWIVELLING CHAIR | | | | | 1847 | 924 | | |
| 0492 |  | 223 | 109 | 73 | 1,77 | XL 3 SEATER 1 ARM LHF | | | | | 4785 | 2392 | | |
| 0491 |  | 223 | 109 | 73 | 1,77 | XL 3 SEATER 1 ARM RHF | | | | | 4785 | 2392 | | |
| 0432 |  | 209 | 109 | 73 | 1,66 | 3 STR LARGE 1 ARM LHF | | | | | 4648 | 2324 | | |
| 0431 |  | 209 | 109 | 73 | 1,66 | 3 STR LARGE 1 ARM RHF | | | | | 4648 | 2324 | | |
| 0345 |  | 193 | 109 | 73 | 1,54 | 3 STR (2 CUSHIONS) 1 ARM LHF | | | | | 4317 | 2158 | | |
| 0344 |  | 193 | 109 | 73 | 1,54 | 3 STR (2 CUSHIONS) 1 ARM RHF | | | | | 4317 | 2158 | | |
| 0212 |  | 183 | 109 | 73 | 1,46 | 2 STR MAXI 1 ARM LHF | | | | | 4021 | 2010 | | |
| 0211 |  | 183 | 109 | 73 | 1,46 | 2 STR MAXI 1 ARM RHF | | | | | 4021 | 2010 | | |
| 0202 |  | 163 | 109 | 73 | 1,30 | 2 STR 1 ARM LHF | | | | | 3641 | 1821 | | |
| 0201 |  | 163 | 109 | 73 | 1,30 | 2 STR 1 ARM RHF | | | | | 3641 | 1821 | | |
| 0192 |  | 125 | 109 | 73 | 0,99 | XL ARMCHAIR 1 ARM LHF | | | | | 2851 | 1426 | | |
| 0191 |  | 125 | 109 | 73 | 0,99 | XL ARMCHAIR 1 ARM RHF | | | | | 2851 | 1426 | | |
| 0109 |  | 118 | 109 | 73 | 0,94 | LARGE CHAIR 1 ARM LHF | | | | | 2597 | 1298 | | |
| 0108 |  | 118 | 109 | 73 | 0,94 | LARGE CHAIR 1 ARM RHF | | | | | 2597 | 1298 | | |
| 0117 |  | 110 | 109 | 73 | 0,88 | CHAIR 1 ARM LHF (2CUSHIONS) | | | | | 2606 | 1303 | | |

| COD. | | W Width (CM) | D Depth (CM) | H Height (CM) | M ^C Volume | GLORIA SFODER | PELLE B | PELLE B | PELLE C | PELLE C | TESS B | TESS B | CASHMERE | CASHMERE |
|------|---|--------------------|--------------------|---------------------|--------------------------|---------------------------------|------------|------------|------------|------------|-----------|-----------|----------|----------|
| 0116 |  | 110 | 109 | 73 | 0,88 | CHAIR 1 ARM RHF (2CUSHIONS) | | | | | 2606 | 1303 | | |
| 0112 |  | 105 | 109 | 73 | 0,84 | MAXI ARMCHAIR 1 ARM LHF | | | | | 2572 | 1287 | | |
| 0111 |  | 105 | 109 | 73 | 0,84 | MAXI ARMCHAIR 1 ARM RHF | | | | | 2572 | 1287 | | |
| 0102 |  | 95 | 109 | 73 | 0,76 | ARMCHAIR 1 ARM LHF | | | | | 2278 | 1139 | | |
| 0101 |  | 95 | 109 | 73 | 0,76 | ARMCHAIR 1 ARM RHF | | | | | 2278 | 1139 | | |
| 0193 |  | 98 | 109 | 73 | 0,78 | XL ARMLESS UNIT | | | | | 2221 | 1111 | | |
| 0104 |  | 91 | 109 | 73 | 0,72 | BIG ARMLESS UNIT | | | | | 1929 | 965 | | |
| 0115 |  | 83 | 109 | 73 | 0,66 | ARMLESS UNIT (2 CUSHIONS) | | | | | 1761 | 880 | | |
| 0113 |  | 78 | 109 | 73 | 0,62 | MAXI ARMLESS UNIT | | | | | 1729 | 865 | | |
| 0103 |  | 68 | 109 | 73 | 0,54 | ARMLESS UNIT | | | | | 1652 | 826 | | |
| 0608 |  | 108 | 108 | 73 | 0,85 | SQUARE CORNER W/MECHANISMS | | | | | 2796 | 1397 | | |
| 0602 |  | 136 | 136 | 73 | 1,35 | CORNER | | | | | 2906 | 1452 | | |
| 0613 |  | 168 | 168 | 73 | 2,06 | SUPER CORNER | | | | | 3820 | 1910 | | |
| 0718 |  | 153 | 109 | 73 | 1,22 | CHAIR XL PENINSULA 1 ARM LHF | | | | | 2949 | 1474 | | |
| 0717 |  | 153 | 109 | 73 | 1,22 | CHAIR XL PENINSULA 1 ARM RHF | | | | | 2949 | 1474 | | |
| 0738 |  | 146 | 109 | 73 | 1,16 | LARGE CHAIR PENINSULA LHF | | | | | 2882 | 1441 | | |
| 0737 |  | 146 | 109 | 73 | 1,16 | LARGE CHAIR PENINSULA RHF | | | | | 2882 | 1441 | | |
| 0716 |  | 138 | 109 | 73 | 1,10 | CHAIR (2 CUSHIONS)PENINSULA LHF | | | | | 2817 | 1409 | | |
| 0715 |  | 138 | 109 | 73 | 1,10 | CHAIR (2 CUSHIONS)PENINSULA RHF | | | | | 2817 | 1409 | | |
| 0714 |  | 133 | 109 | 73 | 1,06 | MAXI CHAIR PENINSULA LHF | | | | | 2765 | 1382 | | |
| 0713 |  | 133 | 109 | 73 | 1,06 | MAXI CHAIR PENINSULA RHF | | | | | 2765 | 1382 | | |























| COD. | | W Width (CM) | D Depth (CM) | H Height (CM) | M ^C Volume | GLORIA SFODER | PELLE B | PELLE B | PELLE C | PELLE C | TESS B | TESS B | CASHMERE | CASHMERE |
|------|---|--------------------|--------------------|---------------------|--------------------------|--------------------------------|------------|------------|------------|------------|-----------|-----------|----------|----------|
| 0712 |  | 123 | 109 | 73 | 0,98 | CHAIR PENINSULA LHF | | | | | 2688 | 1343 | | |
| 0711 |  | 123 | 109 | 73 | 0,98 | CHAIR PENINSULA RHF | | | | | 2688 | 1343 | | |
| 0891 |  | 125 | 163 | 73 | 1,49 | XL CHAISELONGUE 1 ARM LHF | | | | | 3994 | 1997 | | |
| 0890 |  | 125 | 163 | 73 | 1,49 | XL CHAISELONGUE 1 ARM RHF | | | | | 3994 | 1997 | | |
| 0789 |  | 118 | 163 | 73 | 1,40 | LARGE CHAISELONGUE 1 ARM LHF | | | | | 3933 | 1967 | | |
| 0788 |  | 118 | 163 | 73 | 1,40 | LARGE CHAISELONGUE 1 ARM RHF | | | | | 3933 | 1967 | | |
| 0697 |  | 110 | 163 | 73 | 1,31 | CHAISE LONGUE (2 CUSHIONS) LHF | | | | | 3854 | 1927 | | |
| 0696 |  | 110 | 163 | 73 | 1,31 | CHAISE LONGUE (2 CUSHIONS) RHF | | | | | 3854 | 1927 | | |
| 0705 |  | 105 | 163 | 73 | 1,25 | CHAISELONGUE MAXI 1 ARM LHF | | | | | 3823 | 1913 | | |
| 0704 |  | 105 | 163 | 73 | 1,25 | CHAISELONGUE MAXI 1 ARM RHF | | | | | 3823 | 1913 | | |
| 0701 |  | 95 | 163 | 73 | 1,13 | CHAISELONGUE 1 ARM LHF | | | | | 3526 | 1763 | | |
| 0700 |  | 95 | 163 | 73 | 1,13 | CHAISELONGUE 1 ARM RHF | | | | | 3526 | 1763 | | |
| 0801 |  | 91 | 91 | 43 | 0,36 | SQUARE FOOTSTOOL | | | | | 1433 | 716 | | |

NON SFODERABILE























| COD. | | W Width (CM) | D Depth (CM) | H Height (CM) | MC Volume | HONEY | PELLE B | PELLE B | PELLE C | PELLE C | TESS B | TESS B | CASHMERE | CASHMERE |
|------|---|---------------------------|---------------------------|----------------------------|---------------------|-------------------------|------------|------------|------------|-------------|-----------|------------|----------|------------|
| 0179 |  | 74 | 85 | 85 | 0,53 | SWIVEL GLIDING ARMCHAIR | 1989 | 993 | 2080 | 1040 | 1744 | 872 | 1659 | 829 |
| 0164 |  | 74 | 82 | 87 | 0,53 | LITTLE ARMCHAIR | 1731 | 866 | 1885 | 942 | 1540 | 770 | 1410 | 705 |
| 0801 |  | 53 | 53 | 40 | 0,11 | SQUARE FOOTSTOOL | 960 | 480 | 1019 | 510 | 924 | 462 | 846 | 422 |
| 0823 |  | 53 | 53 | 39 | 0,11 | SQUARE FOOTSTOOL SWIVEL | 1120 | 560 | 1175 | 588 | 1080 | 540 | 1002 | 501 |

| <i>COD.</i> | | W Width (CM) | D Depth (CM) | H Height (CM) | MC Volume | HONEY SFODER | PELLE B | PELLE B | PELLE C | PELLE C | TESS B | TESS B | CASHMERE | CASHMERE |
|-------------|---|---------------------------|---------------------------|----------------------------|---------------------|-------------------------|------------|------------|------------|------------|-----------|------------|----------|----------|
| 0179 |  | 74 | 85 | 85 | 0,53 | SWIVEL GLIDING ARMCHAIR | | | | | 1816 | 908 | | |
| 0164 |  | 74 | 82 | 87 | 0,53 | LITTLE ARMCHAIR | | | | | 1577 | 788 | | |
| 0801 |  | 53 | 53 | 40 | 0,11 | SQUARE FOOTSTOOL | | | | | 938 | 468 | | |
| 0823 |  | 53 | 53 | 39 | 0,11 | SQUARE FOOTSTOOL SWIVEL | | | | | 1087 | 544 | | |























NON SFODERABILE

| COD. |  | W Width (CM) | D Depth (CM) | H Height (CM) | MC Volume | ILARIA | PELLE B | PELLE B | PELLE C | PELLE C | TESS B | TESS B | CASHMERE | CASHMERE |
|------|---|--------------------|--------------------|---------------------|--------------|----------------------------|------------|------------|------------|------------|-----------|-----------|----------|----------|
| 0300 |  | 200 | 97 | 101 | 2,16 | 3 SEATER | 3053 | 1526 | 3444 | 1722 | 2646 | 1323 | 2311 | 1155 |
| 0380 |  | 184 | 97 | 101 | 1,98 | MINI 3 STR | 2667 | 1334 | 3002 | 1501 | 2377 | 1188 | 2064 | 1032 |
| 0200 |  | 146 | 97 | 101 | 1,57 | 2 SEATER | 2236 | 1118 | 2524 | 1262 | 1987 | 994 | 1719 | 860 |
| 0100 |  | 100 | 97 | 101 | 1,08 | ARMCHAIR | 1543 | 772 | 1766 | 883 | 1384 | 692 | 1160 | 580 |
| 0301 |  | 181 | 97 | 101 | 1,95 | 3 STR 1 ARM RHF | 2690 | 1345 | 3009 | 1505 | 2397 | 1198 | 2106 | 1053 |
| 0302 |  | 181 | 97 | 101 | 1,95 | 3 STR 1 ARM LHF | 2690 | 1345 | 3009 | 1505 | 2397 | 1198 | 2106 | 1053 |
| 0381 |  | 165 | 97 | 101 | 1,78 | MINI 3 STR 1 ARM RHF | 2369 | 1184 | 2656 | 1328 | 2120 | 1060 | 1852 | 926 |
| 0382 |  | 165 | 97 | 101 | 1,78 | MINI 3 STR 1 ARM LHF | 2369 | 1184 | 2656 | 1328 | 2120 | 1060 | 1852 | 926 |
| 0201 |  | 127 | 97 | 101 | 1,37 | 2 STR 1 ARM RHF | 1944 | 972 | 2183 | 1092 | 1737 | 868 | 1513 | 757 |
| 0202 |  | 127 | 97 | 101 | 1,37 | 2 STR 1 ARM LHF | 1944 | 972 | 2183 | 1092 | 1737 | 868 | 1513 | 757 |
| 0108 |  | 92 | 97 | 101 | 0,99 | LARGE CHAIR 1 ARM RHF | 1479 | 739 | 1662 | 831 | 1306 | 653 | 1141 | 570 |
| 0109 |  | 92 | 97 | 101 | 0,99 | LARGE CHAIR 1 ARM LHF | 1479 | 739 | 1662 | 831 | 1306 | 653 | 1141 | 570 |
| 0101 |  | 73 | 97 | 101 | 0,79 | ARMCHAIR 1 ARM RHF | 1203 | 601 | 1361 | 681 | 1053 | 526 | 910 | 455 |
| 0102 |  | 73 | 97 | 101 | 0,79 | ARMCHAIR 1 ARM LHF | 1203 | 601 | 1361 | 681 | 1053 | 526 | 910 | 455 |
| 0203 |  | 110 | 97 | 101 | 1,19 | ARMLESS 2 STR | 1639 | 819 | 1826 | 913 | 1487 | 744 | 1309 | 654 |
| 0104 |  | 73 | 97 | 101 | 0,79 | BIG ARMLESS UNIT | 1024 | 512 | 1154 | 577 | 937 | 469 | 803 | 402 |
| 0103 |  | 54 | 97 | 101 | 0,58 | ARMLESS UNIT | 895 | 447 | 1000 | 500 | 803 | 402 | 705 | 352 |
| 0762 |  | 202 | 97 | 101 | 2,18 | CORNER&CHAIR PENINSULA RHF | 2942 | 1471 | 3287 | 1643 | 2623 | 1312 | 2311 | 1155 |
| 0763 |  | 202 | 97 | 101 | 2,18 | CORNER&CHAIR PENINSULA LHF | 2942 | 1471 | 3287 | 1643 | 2623 | 1312 | 2311 | 1155 |
| 0602 |  | 117 | 117 | 101 | 1,52 | CORNER | 1765 | 883 | 1960 | 980 | 1590 | 795 | 1411 | 706 |
| 0722 |  | 162 | 97 | 101 | 1,75 | 2 STR PENINSULA LHF | 2281 | 1141 | 2524 | 1262 | 2074 | 1037 | 1846 | 923 |



NON SFODERABILE

| COD. |  | W Width (CM) | D Depth (CM) | H Height (CM) | M ^C Volume | ILARIA | PELLE B | PELLE B | PELLE C | PELLE C | TESS B | TESS B | CASHMERE | CASHMERE |
|------|---|--------------------|--------------------|---------------------|--------------------------|-------------------------------------|------------|------------|------------|------------|-----------|-----------|----------|----------|
| 0721 |  | 162 | 97 | 101 | 1,75 | 2 STR PENINSULA RHF | 2281 | 1141 | 2524 | 1262 | 2084 | 1042 | 1852 | 926 |
| 0712 |  | 108 | 97 | 101 | 1,06 | CHAIR PENINSULA LHF | 1580 | 790 | 1762 | 881 | 1412 | 706 | 1247 | 623 |
| 0711 |  | 108 | 97 | 101 | 1,06 | CHAIR PENINSULA RHF | 1580 | 790 | 1762 | 881 | 1412 | 706 | 1247 | 623 |
| 1300 |  | 200 | 97 | 101 | 2,16 | 3 STR 2 RECLINER | 4091 | 2045 | 4541 | 2270 | 3680 | 1840 | 3269 | 1635 |
| 1360 |  | 184 | 97 | 101 | 1,98 | 3 MINI STR WITH 2 RECLINERS | 3823 | 1911 | 4237 | 2119 | 3415 | 1708 | 3049 | 1525 |
| 1200 |  | 146 | 97 | 101 | 1,57 | 2 STR WITH 2 RECLINERS | 3268 | 1634 | 3635 | 1818 | 2882 | 1441 | 2570 | 1285 |
| 1100 |  | 100 | 97 | 101 | 1,08 | RECLINING ARMCHAIR | 1965 | 983 | 2205 | 1102 | 1758 | 879 | 1534 | 767 |
| 1313 |  | 200 | 97 | 101 | 2,16 | 3 STR WITH RHF RECLINER | 3537 | 1769 | 3952 | 1976 | 3140 | 1570 | 2769 | 1385 |
| 1314 |  | 200 | 97 | 101 | 2,16 | 3 STR WITH LHF RECLINER | 3537 | 1769 | 3952 | 1976 | 3140 | 1570 | 2769 | 1385 |
| 1365 |  | 184 | 97 | 101 | 1,98 | 3 MINI STR WITH 1 DX RECLINERS | 3416 | 1708 | 3809 | 1904 | 3030 | 1515 | 2684 | 1342 |
| 1366 |  | 184 | 97 | 101 | 1,98 | 3 MINI STR WITH 1 SX RECLINERS | 3416 | 1708 | 3809 | 1904 | 3030 | 1515 | 2684 | 1342 |
| 1203 |  | 146 | 97 | 101 | 1,57 | 2 STR WITH RHF RECLINER | 2808 | 1404 | 3143 | 1572 | 2518 | 1259 | 2205 | 1103 |
| 1204 |  | 146 | 97 | 101 | 1,57 | 2 STR WITH LHF RECLINER | 2808 | 1404 | 3143 | 1572 | 2518 | 1259 | 2205 | 1103 |
| 1132 |  | 92 | 97 | 101 | 0,99 | LARGE CHAIR 1 ARM RHF WITH RECLINER | 1940 | 970 | 2147 | 1074 | 1736 | 868 | 1553 | 777 |
| 1133 |  | 92 | 97 | 101 | 0,99 | LARGE CHAIR 1 ARM LHF WITH RECLINER | 1940 | 970 | 2147 | 1074 | 1746 | 873 | 1559 | 779 |
| 1104 |  | 73 | 97 | 101 | 0,79 | RECLINING ARMCHAIR 1 ARM RHF | 1576 | 788 | 1749 | 874 | 1417 | 708 | 1261 | 630 |
| 1105 |  | 73 | 97 | 101 | 0,79 | RECLINING ARMCHAIR 1 ARM LHF | 1576 | 788 | 1749 | 874 | 1417 | 708 | 1261 | 630 |
| 1301 |  | 181 | 97 | 101 | 1,95 | 3 STR RHF WITH RECLINER | 3220 | 1610 | 3581 | 1790 | 2853 | 1427 | 2540 | 1270 |
| 1302 |  | 181 | 97 | 101 | 1,95 | 3 STR LHF WITH RECLINER | 3220 | 1610 | 3581 | 1790 | 2874 | 1437 | 2552 | 1276 |
| 1367 |  | 165 | 97 | 101 | 1,78 | 3 MINI STR WITH 1 DX RECLINERS | 3076 | 1538 | 3413 | 1706 | 2740 | 1370 | 2445 | 1223 |
| 1368 |  | 165 | 97 | 101 | 1,78 | 3 MINI STR WITH 1 LHF RECLINERS | 3076 | 1538 | 3413 | 1706 | 2740 | 1370 | 2445 | 1223 |

NON SFODERABILE

| COD. |  | W Width (CM) | D Depth (CM) | H Height (CM) | MC Volume | ILARIA | PELLE B | PELLE B | PELLE C | PELLE C | TESS B | TESS B | CASHMERE | CASHMERE |
|------|---|--------------------|--------------------|---------------------|--------------|--|------------|------------|------------|------------|-----------|-----------|----------|----------|
| 1201 |  | 127 | 97 | 101 | 1,37 | 2 STR 1 ARM RHF WITH RECLINER | 2502 | 1251 | 2783 | 1391 | 2226 | 1113 | 1979 | 989 |
| 1202 |  | 127 | 97 | 101 | 1,37 | 2 STR 1 ARM LHF WITH RECLINER | 2502 | 1251 | 2783 | 1391 | 2226 | 1113 | 1979 | 989 |
| 1320 |  | 200 | 97 | 101 | 2,16 | 3 STR WITH 2 ELECTRIC RECLINERS | 4517 | 2258 | 4967 | 2483 | 4107 | 2053 | 3696 | 1848 |
| 1380 |  | 184 | 97 | 101 | 1,98 | 3 MINI STR WITH 2 ELECTRIC RECLINERS | 4231 | 2116 | 4646 | 2323 | 3824 | 1912 | 3458 | 1729 |
| 1220 |  | 146 | 97 | 101 | 1,57 | 2 STR WITH 2 ELECTRIC RECLINERS | 3695 | 1847 | 4062 | 2031 | 3309 | 1654 | 2996 | 1498 |
| 1120 |  | 100 | 97 | 101 | 1,08 | ELECTRIC RECLINING ARMCHAIR | 2182 | 1091 | 2421 | 1211 | 1975 | 987 | 1751 | 876 |
| 1321 |  | 200 | 97 | 101 | 2,16 | 3 STR WITH RHF RECLINER (ELECTRIC) | 3750 | 1875 | 4165 | 2083 | 3353 | 1677 | 2983 | 1491 |
| 1322 |  | 200 | 97 | 101 | 2,16 | 3 STR WITH LHF RECLINER (ELECTRIC) | 3750 | 1875 | 4165 | 2083 | 3353 | 1677 | 2983 | 1491 |
| 1381 |  | 184 | 97 | 101 | 1,98 | 3 MINI STR WITH 1 DX ELECTRIC RECLINERS | 3620 | 1810 | 4013 | 2006 | 3229 | 1615 | 2885 | 1443 |
| 1382 |  | 184 | 97 | 101 | 1,98 | 3 MINI STR WITH 1 SX ELECTRIC RECLINERS | 3620 | 1810 | 4013 | 2006 | 3234 | 1617 | 2888 | 1444 |
| 1205 |  | 146 | 97 | 101 | 1,57 | 2 STR WITH RHF ELECTRIC RECLINER | 3022 | 1511 | 3357 | 1678 | 2731 | 1366 | 2418 | 1209 |
| 1206 |  | 146 | 97 | 101 | 1,57 | 2 STR WITH LHF ELECTRIC RECLINER | 3022 | 1511 | 3357 | 1678 | 2731 | 1366 | 2418 | 1209 |
| 1134 |  | 92 | 97 | 101 | 0,99 | LARGE CHAIR 1 ARM RHF WITH ELECTRIC RECLINER | 2153 | 1076 | 2360 | 1180 | 1960 | 980 | 1772 | 886 |
| 1135 |  | 92 | 97 | 101 | 0,99 | LARGE CHAIR 1 ARM LHF WITH ELECTRIC RECLINER | 2153 | 1076 | 2360 | 1180 | 1960 | 980 | 1772 | 886 |
| 1121 |  | 73 | 97 | 101 | 0,79 | CHAIR 1 ARM RHF WITH ELECTRIC RECLINER | 1819 | 909 | 1991 | 996 | 1659 | 830 | 1503 | 752 |
| 1122 |  | 73 | 97 | 101 | 0,79 | CHAIR 1 ARM LHF WITH ELECTRIC RECLINER | 1819 | 909 | 1991 | 996 | 1659 | 830 | 1503 | 752 |
| 1369 |  | 165 | 97 | 101 | 1,78 | 3 MINI STR WITH 1 DX ELECTRIC RECLINERS | 3303 | 1652 | 3640 | 1820 | 2967 | 1484 | 2672 | 1336 |
| 1370 |  | 165 | 97 | 101 | 1,78 | 3 MINI STR WITH 1 SX ELECTRIC RECLINERS | 3303 | 1652 | 3640 | 1820 | 2967 | 1484 | 2672 | 1336 |
| 1303 |  | 181 | 97 | 101 | 1,95 | 3 STR RHF WITH ELECTRIC RECLINER | 3448 | 1724 | 3806 | 1903 | 3091 | 1545 | 2778 | 1389 |
| 1304 |  | 181 | 97 | 101 | 1,95 | 3 STR LHF WITH ELECTRIC RECLINER | 3448 | 1724 | 3806 | 1903 | 3091 | 1545 | 2778 | 1389 |
| 1221 |  | 127 | 97 | 101 | 1,37 | 2 STR 1 ARM RHF WITH ELECTRIC RECLINER | 2715 | 1358 | 2996 | 1498 | 2440 | 1220 | 2192 | 1096 |

NON SFODERABILE

| COD. | | W Width (CM) | D Depth (CM) | H Height (CM) | MC Volume | ILARIA | PELLE B | PELLE B | PELLE C | PELLE C | TESS B | TESS B | CASHMERE | CASHMERE |
|------|---|---------------------------|---------------------------|----------------------------|---------------------|--|------------|-------------|------------|-------------|-----------|-------------|----------|-------------|
| 1222 |  | 127 | 97 | 101 | 1,37 | 2 STR 1 ARM LHF WITH ELECTRIC RECLINER | 2715 | 1358 | 2996 | 1498 | 2440 | 1220 | 2192 | 1096 |
| 0801 |  | 60 | 60 | 43 | 0,17 | SQUARE FOOTSTOOL | 530 | 265 | 594 | 297 | 512 | 256 | 436 | 218 |

















NON SFODERABILE

| COD. | | W Width (CM) | D Depth (CM) | H Height (CM) | MC Volume | KELLY | PELLE B | PELLE B | PELLE C | PELLE C | TESS B | TESS B | CASHMERE | CASHMERE |
|------|---|---------------------------|---------------------------|----------------------------|---------------------|-------------------------|------------|-------------|------------|-------------|-----------|------------|----------|------------|
| 0129 |  | 83 | 92 | 105 | 0,84 | SWIVEL CHAIR WITH RELAX | 2248 | 1124 | 2471 | 1236 | 1976 | 988 | 1802 | 901 |



NON SFODERABILE





| COD. |  | W Width (CM) | D Depth (CM) | H Height (CM) | MC Volume | L'EGO | PELLE B | PELLE B | PELLE C | PELLE C | TESS B | TESS B | CASHMERE | CASHMERE |
|------|---|---------------------------|---------------------------|----------------------------|---------------------|----------------------|------------|-------------|------------|-------------|-----------|-------------|----------|-------------|
| 0580 |  | 243 | 123 | 43 | 1,29 | BENCH 4x8 | 3496 | 1748 | 3764 | 1882 | 3193 | 1597 | 2938 | 1469 |
| 0579 |  | 213 | 123 | 43 | 1,13 | BENCH 4x7 | 3145 | 1572 | 3409 | 1704 | 2936 | 1468 | 2681 | 1340 |
| 0578 |  | 183 | 123 | 43 | 0,97 | BENCH 4x6 | 2794 | 1397 | 3027 | 1513 | 2506 | 1253 | 2326 | 1163 |
| 0577 |  | 153 | 123 | 43 | 0,81 | BENCH 4x5 | 2429 | 1214 | 2630 | 1315 | 2235 | 1118 | 2055 | 1028 |
| 0576 |  | 123 | 123 | 43 | 0,65 | BENCH 4x4 | 2077 | 1039 | 2248 | 1124 | 1945 | 972 | 1779 | 890 |
| 0575 |  | 243 | 93 | 43 | 0,97 | BENCH 3x8 | 3021 | 1511 | 3265 | 1632 | 2775 | 1388 | 2563 | 1282 |
| 0574 |  | 213 | 93 | 43 | 0,85 | BENCH 3x7 | 2703 | 1352 | 2922 | 1461 | 2530 | 1265 | 2318 | 1159 |
| 0573 |  | 183 | 93 | 43 | 0,73 | BENCH 3x6 | 2375 | 1187 | 2566 | 1283 | 2146 | 1073 | 1995 | 997 |
| 0572 |  | 153 | 93 | 43 | 0,61 | BENCH 3x5 | 2041 | 1020 | 2206 | 1103 | 1890 | 945 | 1739 | 870 |
| 0571 |  | 123 | 93 | 43 | 0,49 | BENCH 3x4 | 1718 | 859 | 1857 | 928 | 1612 | 806 | 1476 | 738 |
| 0570 |  | 93 | 93 | 43 | 0,37 | BENCH 3X3 | 1477 | 738 | 1588 | 794 | 1421 | 711 | 1300 | 650 |
| 0583 |  | 86 | 30 | 29 | 0,07 | "L" BACKREST SUPPORT | 496 | 248 | 543 | 272 | 450 | 225 | 409 | 204 |
| 0582 |  | 71 | 30 | 29 | 0,06 | "M" BACKREST SUPPORT | 469 | 234 | 499 | 250 | 438 | 219 | 397 | 198 |
| 0581 |  | 55 | 30 | 29 | 0,05 | "S" BACKREST SUPPORT | 420 | 210 | 453 | 227 | 415 | 208 | 374 | 187 |
| 9991 |  | 50 | 15 | 50 | 0,04 | PILLOW | 246 | 123 | 295 | 147 | 207 | 104 | 163 | 81 |
| 0059 |  | | | | 0,00 | TAVOLINO CON RUOTE | 820 | 410 | | | | | | |

NON SFODERABILE


| COD. | | W Width (CM) | D Depth (CM) | H Height (CM) | M ^C Volume | L'EGO 2 | PELLE B | PELLE B | PELLE C | PELLE C | TESS B | TESS B | CASHMERE | CASHMERE |
|------|---|--------------------|--------------------|---------------------|--------------------------|----------------------|------------|------------|------------|------------|-----------|-----------|----------|----------|
| 0580 |  | 243 | 123 | 43 | 1,29 | BENCH 4x8 | 3218 | 1609 | 3513 | 1757 | 2915 | 1458 | 2660 | 1330 |
| 0579 |  | 213 | 123 | 43 | 1,13 | BENCH 4x7 | 2867 | 1433 | 3131 | 1565 | 2658 | 1329 | 2402 | 1201 |
| 0578 |  | 183 | 123 | 43 | 0,97 | BENCH 4x6 | 2515 | 1258 | 2748 | 1374 | 2228 | 1114 | 2048 | 1024 |
| 0577 |  | 153 | 123 | 43 | 0,81 | BENCH 4x5 | 2150 | 1075 | 2352 | 1176 | 1957 | 979 | 1777 | 888 |
| 0576 |  | 123 | 123 | 43 | 0,65 | BENCH 4x4 | 1799 | 900 | 1970 | 985 | 1666 | 833 | 1501 | 750 |
| 0575 |  | 243 | 93 | 43 | 0,97 | BENCH 3x8 | 2743 | 1372 | 2987 | 1493 | 2497 | 1249 | 2285 | 1143 |
| 0574 |  | 213 | 93 | 43 | 0,85 | BENCH 3x7 | 2425 | 1213 | 2644 | 1322 | 2252 | 1126 | 2040 | 1020 |
| 0573 |  | 183 | 93 | 43 | 0,73 | BENCH 3x6 | 2096 | 1048 | 2288 | 1144 | 1868 | 934 | 1717 | 858 |
| 0572 |  | 153 | 93 | 43 | 0,61 | BENCH 3x5 | 1763 | 881 | 1928 | 964 | 1612 | 806 | 1461 | 731 |
| 0571 |  | 123 | 93 | 43 | 0,49 | BENCH 3x4 | 1439 | 720 | 1578 | 789 | 1334 | 667 | 1197 | 599 |
| 0570 |  | 93 | 93 | 43 | 0,37 | BENCH 3X3 | 1199 | 599 | 1310 | 655 | 1143 | 572 | 1021 | 511 |
| 0583 |  | 86 | 30 | 29 | 0,07 | "L" BACKREST SUPPORT | 496 | 248 | 543 | 272 | 450 | 225 | 409 | 204 |
| 0582 |  | 71 | 30 | 29 | 0,06 | "M" BACKREST SUPPORT | 469 | 234 | 499 | 250 | 438 | 219 | 397 | 198 |
| 0581 |  | 55 | 30 | 29 | 0,05 | "S" BACKREST SUPPORT | 420 | 210 | 453 | 227 | 415 | 208 | 374 | 187 |
| 9991 |  | 50 | 50 | | 0,00 | PILLOW | 246 | 123 | 295 | 147 | 207 | 104 | 163 | 81 |
| 0059 |  | | | | 0,00 | TAVOLINO CON RUOTE | 820 | 410 | | | | | | |

NON SFODERABILE











| COD. | | W Width (CM) | D Depth (CM) | H Height (CM) | MC Volume | LIA | PELLE B | PELLE B | PELLE C | PELLE C | TESS B | TESS B | CASHMERE | CASHMERE |
|------|---|---------------------------|---------------------------|----------------------------|---------------------|------------------|------------|------------|------------|------------|-----------|------------|----------|------------|
| 0164 |  | 62 | 78 | 73 | 0,35 | LITTLE ARMCHAIR | 1023 | 512 | 1082 | 541 | 950 | 475 | 880 | 441 |
| 0801 |  | 62 | 62 | 36 | 0,14 | SQUARE FOOTSTOOL | 657 | 328 | 695 | 347 | 611 | 306 | 565 | 283 |
| 0900 | | 38 | 43 | 88 | 0,14 | STOOL | 974 | 487 | 1005 | 502 | 964 | 481 | 917 | 459 |
| 0899 | | 48 | 55 | 87 | 0,23 | CHAIR | 1011 | 505 | 1057 | 528 | 966 | 482 | 909 | 455 |

| <i>COD.</i> | | W Width (CM) | D Depth (CM) | H Height (CM) | MC Volume | LIGHTING | PELLE B | PELLE B | PELLE C | PELLE C | TESS B | TESS B | CASHMERE | CASHMERE |
|-------------|---|---------------------------|---------------------------|----------------------------|---------------------|-----------------|------------|------------|------------|------------|-----------|-----------|----------|----------|
| 7777 |  | | | | 0,00 | MORFEO | 1101 | 551 | | | | | | |
| 7776 |  | | | | 0,00 | BLACK DUCK | 1427 | 714 | | | | | | |
| 7775 |  | | | | 0,00 | PINOCCHIO | 818 | 409 | | | | | | |
| 7774 |  | | | | 0,00 | GEPPETTO | 1212 | 606 | | | | | | |

NON SFODERABILE

| COD. | | W Width (CM) | D Depth (CM) | H Height (CM) | MC Volume | LUDO | PELLE B | PELLE B | PELLE C | PELLE C | TESS B | TESS B | CASHMERE | CASHMERE |
|------|---|---------------------------|---------------------------|----------------------------|---------------------|------------------|------------|------------|------------|------------|-----------|------------|----------|------------|
| 0164 |  | 80 | 80 | 68 | 0,43 | LITTLE ARMCHAIR | 1360 | 680 | 1533 | 767 | 1174 | 587 | 1028 | 514 |
| 0123 |  | 80 | 80 | 68 | 0,43 | SWIVELLING CHAIR | 1454 | 727 | 1628 | 814 | 1268 | 634 | 1122 | 561 |

NON SFODERABILE

| COD. |  | W Width (CM) | D Depth (CM) | H Height (CM) | MC Volume | MADELYN | PELLE B | PELLE B | PELLE C | PELLE C | TESS B | TESS B | CASHMERE | CASHMERE |
|------|--|---------------------------|---------------------------|----------------------------|---------------------|--------------------|------------|-------------|------------|-------------|-----------|-------------|----------|-------------|
| 0310 |  | 223 | 106 | 80 | 2,08 | 3 SEATER MAXI | 4113 | 2056 | 4591 | 2296 | 3596 | 1798 | 3194 | 1597 |
| 0300 |  | 203 | 106 | 80 | 1,89 | 3 SEATER | 3654 | 1827 | 4101 | 2051 | 3233 | 1617 | 2831 | 1416 |
| 0210 |  | 183 | 106 | 80 | 1,71 | 2 SEATER MAXI | 3317 | 1658 | 3732 | 1866 | 2940 | 1470 | 2561 | 1280 |
| 0200 |  | 160 | 106 | 80 | 1,49 | 2 SEATER | 2846 | 1423 | 3232 | 1616 | 2504 | 1252 | 2147 | 1073 |
| 0100 |  | 100 | 106 | 80 | 0,93 | ARMCHAIR | 2148 | 1074 | 2499 | 1250 | 1759 | 879 | 1468 | 734 |
| 0350 |  | 223 | 106 | 80 | 2,08 | 3 STR SOFABED | 4851 | 2426 | 5330 | 2665 | 4335 | 2167 | 3933 | 1966 |
| 0260 |  | 203 | 106 | 80 | 1,72 | 2 STR MAXI SOFABED | 4355 | 2178 | 4802 | 2401 | 3873 | 1936 | 3498 | 1749 |
| 0250 |  | 183 | 106 | 80 | 1,55 | 2 STR SOFABED | 3980 | 1990 | 4379 | 2189 | 3600 | 1800 | 3243 | 1621 |
| 0150 |  | 133 | 106 | 80 | 1,24 | ARMCHAIR WITH BED | 3075 | 1538 | 3426 | 1713 | 2686 | 1343 | 2396 | 1198 |

| <i>COD.</i> | W Width (CM) | D Depth (CM) | H Height (CM) | MC Volume | MALMO | PELLE B | PELLE B | PELLE C | PELLE C | TESS B | TESS B | CASHMERE | CASHMERE |
|-------------|---------------------------|---------------------------|----------------------------|---------------------|---------------|------------|------------|------------|------------|-----------|------------|----------|------------|
| 0900 | 40 | 46 | 94 | 0,20 | STOOL | 1052 | 526 | 1086 | 544 | 1018 | 509 | 975 | 488 |
| 0002 | | | | 0,00 | BACK CUSHIONS | 159 | 79 | 172 | 86 | 141 | 70 | 123 | 61 |























NON SFODERABILE

| COD. | | W Width (CM) | D Depth (CM) | H Height (CM) | MC Volume | MARNI | PELLE | PELLE | PELLE | PELLE | TESS | TESS | CASHMERE | CASHMERE |
|------|--|--------------------|--------------------|---------------------|--------------|-----------------------------------|-------|-------------|-------|-------------|------|-------------|----------|-------------|
| | | | | | | | B | B | C | C | B | B | | |
| 0324 | | 272 | 102 | 79 | 2,19 | 3 STR XLARGE LIFT | 6051 | 3025 | 6351 | 3176 | 5016 | 2509 | 4572 | 2286 |
| 0327 | | 234 | 102 | 79 | 1,89 | 3 SEATER LARGE LIFT | 5588 | 2794 | 5824 | 2912 | 4708 | 2354 | 4332 | 2166 |
| 0330 | | 216 | 102 | 79 | 1,74 | 3 SEATER LIFT | 5259 | 2630 | 5485 | 2742 | 4426 | 2212 | 4070 | 2035 |
| 0240 | | 202 | 102 | 79 | 1,63 | 2 SEATER MAXI LIFT | 4916 | 2458 | 5129 | 2564 | 4129 | 2064 | 3793 | 1897 |
| 0230 | | 180 | 102 | 79 | 1,45 | 2SEATER LIFT | 4543 | 2272 | 4741 | 2372 | 3811 | 1904 | 3502 | 1750 |
| 0137 | | 162 | 102 | 79 | 1,44 | ARMCHAIR XLARGE LIFT | 3416 | 1709 | 3609 | 1805 | 2797 | 1398 | 2521 | 1261 |
| 0140 | | 108 | 102 | 79 | 0,87 | ARMCHAIR LIFT | 2864 | 1432 | 3038 | 1519 | 2326 | 1163 | 2089 | 1044 |
| 0326 | | 246 | 102 | 79 | 1,98 | 3 STR XLARGE LIFT ARM RHF | 5447 | 2723 | 5715 | 2858 | 4516 | 2257 | 4114 | 2057 |
| 0325 | | 246 | 102 | 79 | 1,98 | 3 STR XLARGE LIFT ARM LHF | 5447 | 2723 | 5715 | 2858 | 4516 | 2257 | 4114 | 2057 |
| 0329 | | 208 | 102 | 79 | 1,68 | 3 STR LARGE LIFT 1 ARM LHF | 4844 | 2421 | 5050 | 2525 | 4076 | 2038 | 3747 | 1875 |
| 0328 | | 208 | 102 | 79 | 1,68 | 3 STR LARGE LIFT 1 ARM RHF | 4844 | 2421 | 5050 | 2525 | 4076 | 2038 | 3747 | 1875 |
| 0332 | | 190 | 102 | 79 | 1,53 | 3 STR (2 CUSHIONS) LIFT 1 ARM LHF | 4716 | 2358 | 4906 | 2453 | 3992 | 1996 | 3681 | 1841 |
| 0331 | | 190 | 102 | 79 | 1,53 | 3 STR (2 CUSHIONS)LIFT 1 ARM RHF | 4716 | 2358 | 4906 | 2453 | 3992 | 1996 | 3681 | 1841 |
| 0242 | | 176 | 102 | 79 | 1,42 | 2 SEATER MAXI LIFT 1 ARM LHF | 4374 | 2187 | 4551 | 2276 | 3695 | 1847 | 3407 | 1704 |
| 0241 | | 176 | 102 | 79 | 1,42 | 2 SEATER MAXI LIFT 1 ARM RHF | 4374 | 2187 | 4551 | 2276 | 3695 | 1847 | 3407 | 1704 |
| 0232 | | 154 | 102 | 79 | 1,24 | 2 SEATER LIFT 1 ARM LHF | 3994 | 1997 | 4158 | 2078 | 3376 | 1688 | 3114 | 1557 |
| 0231 | | 154 | 102 | 79 | 1,24 | 2 SEATER LIFT 1 ARM RHF | 3994 | 1997 | 4158 | 2078 | 3376 | 1688 | 3114 | 1557 |
| 0139 | | 136 | 102 | 79 | 1,10 | ARMCHAIR XLARGE LIFT 1 ARM LHF | 2937 | 1468 | 3089 | 1544 | 2420 | 1211 | 2194 | 1097 |
| 0138 | | 136 | 102 | 79 | 1,10 | ARMCHAIR XLARGE LIFT 1 ARM RHF | 2937 | 1468 | 3089 | 1544 | 2420 | 1211 | 2194 | 1097 |
| 0173 | | 117 | 102 | 79 | 0,94 | ARMCHAIR LARGE LIFT 1ARM LHF | 2492 | 1246 | 2618 | 1309 | 2059 | 1029 | 1869 | 934 |
| 0172 | | 117 | 102 | 79 | 0,94 | ARMCHAIR LARGE LIFT 1ARM RHF | 2492 | 1246 | 2618 | 1309 | 2059 | 1029 | 1869 | 934 |























NON SFODERABILE

| COD. | | W Width (CM) | D Depth (CM) | H Height (CM) | MC Volume | MARNI | PELLE | PELLE | PELLE | PELLE | TESS | TESS | CASHMERE | CASHMERE |
|------|--|--------------------|--------------------|---------------------|--------------|-------------------------------------|-------|-------|-------|-------|------|------|----------|----------|
| | | | | | | | B | B | C | C | B | B | | |
| 0148 | | 108 | 102 | 79 | 0,87 | CHAIR 1 ARM LHF (2 CUSHIONS)LIFT | 2421 | 1212 | 2545 | 1272 | 2012 | 1007 | 1829 | 915 |
| 0147 | | 108 | 102 | 79 | 0,87 | CHAIR 1 ARM RHF (2 CUSHIONS)LIFT | 2421 | 1212 | 2545 | 1272 | 2012 | 1007 | 1829 | 915 |
| 0145 | | 101 | 102 | 79 | 0,81 | MAXI ARMCHAIR LIFT 1 ARM LHF | 2556 | 1279 | 2663 | 1331 | 2163 | 1081 | 1993 | 996 |
| 0144 | | 101 | 102 | 79 | 0,81 | MAXI ARMCHAIR LIFT 1 ARM RHF | 2556 | 1279 | 2663 | 1331 | 2163 | 1081 | 1993 | 996 |
| 0142 | | 90 | 102 | 79 | 0,73 | ARMCHAIR LIFT 1 ARM LHF | 2271 | 1135 | 2372 | 1185 | 1910 | 955 | 1751 | 876 |
| 0141 | | 90 | 102 | 79 | 0,73 | ARMCHAIR LIFT 1 ARM RHF | 2271 | 1135 | 2372 | 1185 | 1910 | 955 | 1751 | 876 |
| 0175 | | 110 | 102 | 79 | 0,98 | ARMLESS XL LIFT ARMCHAIR | 2519 | 1260 | 2633 | 1317 | 2112 | 1057 | 1936 | 969 |
| 0174 | | 91 | 102 | 79 | 0,73 | ARMLESS LARGE CHAIR LIFT | 2044 | 1022 | 2135 | 1067 | 1724 | 862 | 1580 | 791 |
| 0149 | | 82 | 102 | 79 | 0,66 | ARMLESS UNIT (2 CUSHIONS) LIFT | 1974 | 987 | 2057 | 1028 | 1668 | 834 | 1535 | 768 |
| 0146 | | 75 | 102 | 79 | 0,60 | MAXI ARMLESS UNIT LIFT | 1901 | 951 | 1973 | 986 | 1616 | 808 | 1494 | 747 |
| 0143 | | 64 | 102 | 79 | 0,52 | ARMLESS CHAIR LIFT | 1812 | 906 | 1870 | 935 | 1563 | 780 | 1449 | 725 |
| 0602 | | 130 | 130 | 79 | 2,05 | CORNER | 3113 | 1556 | 3211 | 1605 | 2667 | 1334 | 2499 | 1251 |
| 0604 | | 110 | 110 | 79 | 0,96 | CORNER "A" SQUARED | 2891 | 1444 | 3043 | 1521 | 2378 | 1188 | 2156 | 1078 |
| 0630 | | 110 | 110 | 79 | 0,96 | SQUARE CORNER LIFT | 3563 | 1781 | 3666 | 1832 | 3082 | 1541 | 2890 | 1444 |
| 0798 | | 165 | 102 | 79 | 1,33 | ARMCHAIR XL LIFT PENINSULA LHF | 3451 | 1725 | 3587 | 1793 | 2926 | 1463 | 2702 | 1352 |
| 0799 | | 165 | 102 | 79 | 1,33 | ARMCHAIR XL LIFT PENINSULA RHF | 3451 | 1725 | 3587 | 1793 | 2926 | 1463 | 2702 | 1352 |
| 0797 | | 146 | 102 | 79 | 1,18 | ARMCHAIR LARGE LIFT PENINSULA LHF | 3278 | 1639 | 3407 | 1704 | 2778 | 1389 | 2567 | 1284 |
| 0796 | | 146 | 102 | 79 | 1,18 | ARMCHAIR LARGE LIFT PENINSULA RHF | 3278 | 1639 | 3407 | 1704 | 2778 | 1389 | 2567 | 1284 |
| 0795 | | 137 | 102 | 79 | 1,10 | CHAIR 2C LIFT PENINSULA 1 ARM LHF | 3147 | 1574 | 3262 | 1632 | 2678 | 1338 | 2485 | 1241 |
| 0794 | | 137 | 102 | 79 | 1,10 | CHAIR 2C LIFT PENINSULA 1 ARM RHF | 3147 | 1574 | 3262 | 1632 | 2678 | 1338 | 2485 | 1241 |
| 0793 | | 130 | 102 | 79 | 1,05 | MAXI CHAIR LIFT PENINSULA 1 ARM LHF | 3058 | 1530 | 3164 | 1582 | 2617 | 1308 | 2433 | 1217 |























NON SFODERABILE

| COD. |  | W Width (CM) | D Depth (CM) | H Height (CM) | MC Volume | MARNI | PELLE | PELLE | PELLE | PELLE | TESS | TESS | CASHMERE | CASHMERE |
|------|---|--------------------|--------------------|---------------------|--------------|---|-------|-------|-------|-------|------|------|----------|----------|
| | | | | | | | B | B | C | C | B | B | | |
| 0792 |  | 130 | 102 | 79 | 1,05 | MAXI CHAIR LIFT PENINSULA 1 ARM RHF | 3058 | 1530 | 3164 | 1582 | 2617 | 1308 | 2433 | 1217 |
| 0791 |  | 119 | 102 | 79 | 0,96 | CHAIR LIFT PENINSULA LHF | 2970 | 1484 | 3062 | 1531 | 2557 | 1279 | 2387 | 1193 |
| 0790 |  | 119 | 102 | 79 | 0,96 | CHAIR LIFT PENINSULA RHF | 2970 | 1484 | 3062 | 1531 | 2557 | 1279 | 2387 | 1193 |
| 0687 |  | 136 | 160 | 79 | 1,72 | CHAISELONGUE XLARGE 1 ARM LHF LIFT | 3879 | 1939 | 3992 | 1996 | 3305 | 1652 | 3059 | 1530 |
| 0686 |  | 136 | 160 | 79 | 1,72 | CHAISELONGUE XL 1 ARM RHF LIFT | 3879 | 1939 | 3992 | 1996 | 3305 | 1652 | 3059 | 1530 |
| 0685 |  | 117 | 160 | 79 | 1,48 | CHAISE LONGUE LARGE LIFT 1 ARM LHF | 3684 | 1843 | 3825 | 1913 | 3141 | 1570 | 2906 | 1452 |
| 0684 |  | 117 | 160 | 79 | 1,48 | CHAISE LONGUE LARGE LIFT 1 ARM RHF | 3684 | 1843 | 3825 | 1913 | 3141 | 1570 | 2906 | 1452 |
| 0693 |  | 108 | 160 | 79 | 1,36 | CHAISE LONGUE (2 CUSH) LHF LIFT | 3599 | 1798 | 3731 | 1866 | 3068 | 1534 | 2841 | 1421 |
| 0692 |  | 108 | 160 | 79 | 1,36 | CHAISE LONGUE (2 CUSH) RHF LIFT | 3599 | 1798 | 3731 | 1866 | 3068 | 1534 | 2841 | 1421 |
| 0691 |  | 101 | 160 | 79 | 1,28 | CHAISELONGUE MAXI 1ARM LHF | 3495 | 1747 | 3612 | 1806 | 3000 | 1500 | 2792 | 1396 |
| 0690 |  | 101 | 160 | 79 | 1,28 | CHAISELONGUE MAXI 1 ARM RHF LIFT | 3495 | 1747 | 3612 | 1806 | 3000 | 1500 | 2792 | 1396 |
| 0689 |  | 90 | 160 | 79 | 1,14 | CHAISELONGUE 1 ARM LHF LIFT | 3186 | 1592 | 3297 | 1648 | 2733 | 1366 | 2536 | 1268 |
| 0688 |  | 90 | 160 | 79 | 1,14 | CHAISELONGUE 1 ARM RHF LIFT | 3186 | 1592 | 3297 | 1648 | 2733 | 1366 | 2536 | 1268 |
| 1397 |  | 272 | 102 | 79 | 2,19 | 3 STR XLARGE 2 RELAX 2 MOT | 7887 | 3944 | 8197 | 4098 | 6691 | 3346 | 6183 | 3091 |
| 1383 |  | 234 | 102 | 79 | 1,89 | 3 STR LARGE 2 RELAX 2 MOT | 7315 | 3657 | 7555 | 3777 | 6290 | 3146 | 5859 | 2929 |
| 1317 |  | 216 | 102 | 79 | 1,74 | 3 STR (2 CUSHIONS) 2 RELAX AND 2 MOTORS | 6932 | 3466 | 7162 | 3580 | 5958 | 2979 | 5553 | 2775 |
| 1239 |  | 202 | 102 | 79 | 1,63 | 2 STR MAXI 2 RECLINERS 2 MOTORS | 6580 | 3290 | 6792 | 3396 | 5666 | 2834 | 5282 | 2640 |
| 1244 |  | 180 | 102 | 79 | 1,45 | 2 STR 2 RECLINERS 2 MOTORS | 6201 | 3101 | 6396 | 3198 | 5349 | 2674 | 4991 | 2495 |
| 1148 |  | 162 | 102 | 79 | 1,44 | CHAIR XLARGE RELAX WITH 2 MOTORS | 4386 | 2193 | 4583 | 2291 | 3678 | 1840 | 3374 | 1687 |
| 1126 |  | 108 | 102 | 79 | 0,87 | RECLINER CHAIR 2 MOTORS | 3612 | 1806 | 3746 | 1873 | 3076 | 1538 | 2848 | 1424 |
| 1399 |  | 272 | 102 | 79 | 2,19 | 3 STR XLARGE 1 LHF RELAX 2 MOT | 6984 | 3492 | 7292 | 3645 | 5869 | 2935 | 5391 | 2695 |




NON SFODERABILE























| COD. |  | W Width (CM) | D Depth (CM) | H Height (CM) | M ^C Volume | MARNI | PELLE B | PELLE B | PELLE C | PELLE C | TESS B | TESS B | CASHMERE | CASHMERE |
|------|---|--------------------|--------------------|---------------------|--------------------------|---|------------|-------------|------------|-------------|-----------|-------------|----------|-------------|
| 1398 |  | 272 | 102 | 79 | 2,19 | 3 STR XLARGE 1 RHF RELAX 2 MOT | 6984 | 3492 | 7292 | 3645 | 5869 | 2935 | 5391 | 2695 |
| 1385 |  | 234 | 102 | 79 | 1,89 | 3 STR LARGE 1 LHF RELAX 2 MOT | 6438 | 3219 | 6681 | 3341 | 5488 | 2744 | 5082 | 2541 |
| 1384 |  | 234 | 102 | 79 | 1,89 | 3 STR LARGE 1 RHF RELAX 2 MOT | 6438 | 3219 | 6681 | 3341 | 5488 | 2744 | 5082 | 2541 |
| 1374 |  | 216 | 102 | 79 | 1,74 | 3 STR (2 CUSHIONS) 1 LHF RELAX 2 MOTORS | 6078 | 3040 | 6307 | 3153 | 5174 | 2587 | 4790 | 2394 |
| 1373 |  | 216 | 102 | 79 | 1,74 | 3 STR (2 CUSHIONS) 1 RHF RELAX 2 MOTORS | 6078 | 3040 | 6307 | 3153 | 5174 | 2587 | 4790 | 2394 |
| 1218 |  | 202 | 102 | 79 | 1,63 | 2 STR MAXI LHF RECLINERS 2 MOTORS | 5727 | 2864 | 5942 | 2971 | 4880 | 2441 | 4517 | 2259 |
| 1217 |  | 202 | 102 | 79 | 1,63 | 2 STR MAXI RHF RECLINERS 2 MOTORS | 5727 | 2864 | 5942 | 2971 | 4880 | 2441 | 4517 | 2259 |
| 1236 |  | 180 | 102 | 79 | 1,45 | 2 STR LHF RECLINERS 2 MOTORS | 5355 | 2676 | 5553 | 2775 | 4568 | 2284 | 4231 | 2115 |
| 1235 |  | 180 | 102 | 79 | 1,45 | 2 STR RHF RECLINERS 2 MOTORS | 5834 | 2917 | 6018 | 3009 | 5034 | 2517 | 4697 | 2348 |
| 1325 |  | 246 | 102 | 79 | 1,98 | XL 3 STR 1 ARM LHF 2 RELAX 2 MOT | 7273 | 3636 | 7552 | 3776 | 6186 | 3093 | 5721 | 2861 |
| 1324 |  | 246 | 102 | 79 | 1,98 | XL 3 STR 1 ARM RHF 2 RELAX 2 MOT | 7273 | 3636 | 7552 | 3776 | 6186 | 3093 | 5721 | 2861 |
| 1387 |  | 208 | 102 | 79 | 1,68 | 3 STR LARGE 1 ARM LHF 2 RELAX 2 MOT | 6830 | 3416 | 7033 | 3516 | 5906 | 2952 | 5522 | 2761 |
| 1386 |  | 208 | 102 | 79 | 1,68 | 3 STR LARGE 1 ARM RHF 2 RELAX 2 MOT | 6830 | 3416 | 7033 | 3516 | 5906 | 2952 | 5522 | 2761 |
| 1357 |  | 190 | 102 | 79 | 1,53 | 3 STR (2 CUSHIONS) 1 ARM LHF 2REC 2MOTORS | 6435 | 3218 | 6627 | 3314 | 5573 | 2788 | 5212 | 2605 |
| 1356 |  | 190 | 102 | 79 | 1,53 | 3 STR (2 CUSHIONS) 1 ARM RHF 2REC 2MOTORS | 6435 | 3218 | 6627 | 3314 | 5573 | 2788 | 5212 | 2605 |
| 1241 |  | 176 | 102 | 79 | 1,42 | 2 STR MAXI 1 ARM LHF 2 RECLINERS 2 MOTORS | 6085 | 3043 | 6261 | 3129 | 5279 | 2639 | 4941 | 2471 |
| 1240 |  | 176 | 102 | 79 | 1,42 | 2 STR MAXI 1 ARM RHF 2 RECLINERS 2 MOTORS | 6085 | 3043 | 6261 | 3129 | 5279 | 2639 | 4941 | 2471 |
| 1243 |  | 154 | 102 | 79 | 1,24 | 2 STR 1 ARM LHF 2 RECLINER 2MOTORS | 5700 | 2850 | 5856 | 2928 | 4954 | 2478 | 4649 | 2325 |
| 1242 |  | 154 | 102 | 79 | 1,24 | 2 STR 1 ARM RHF 2 RECLINER 2MOTORS | 5700 | 2850 | 5856 | 2928 | 4954 | 2478 | 4649 | 2325 |
| 1327 |  | 246 | 102 | 79 | 1,98 | XL 3 STR 1 ARM LHF RELAX 2 MOT | 6377 | 3189 | 6648 | 3324 | 5374 | 2688 | 4944 | 2472 |
| 1326 |  | 246 | 102 | 79 | 1,98 | XL 3 STR 1 ARM RHF RELAX 2 MOT | 6377 | 3189 | 6648 | 3324 | 5374 | 2688 | 4944 | 2472 |























NON SFODERABILE





















| COD. |  | W Width (CM) | D Depth (CM) | H Height (CM) | M ^C Volume | MARNI | PELLE B | PELLE B | PELLE C | PELLE C | TESS B | TESS B | CASHMERE | CASHMERE |
|------|---|--------------------|--------------------|---------------------|--------------------------|--|------------|-------------|------------|-------------|-----------|-------------|----------|-------------|
| 1389 |  | 208 | 102 | 79 | 1,68 | 3 STR LARGE 1 ARM LHF 1 RELAX 2 MOT | 5954 | 2976 | 6155 | 3077 | 5113 | 2556 | 4753 | 2377 |
| 1388 |  | 208 | 102 | 79 | 1,68 | 3 STR LARGE 1 ARM RHF 1 RELAX 2 MOT | 5954 | 2976 | 6155 | 3077 | 5113 | 2556 | 4753 | 2377 |
| 1335 |  | 190 | 102 | 79 | 1,53 | 3 STR (2 CUSH)1 ARM LHF RECLINER 2 MOTORS | 5590 | 2795 | 5781 | 2892 | 4793 | 2396 | 4455 | 2229 |
| 1334 |  | 190 | 102 | 79 | 1,53 | 3 STR (2 CUSH)1 ARM RHF RECLINER 2 MOTORS | 5590 | 2795 | 5781 | 2892 | 4793 | 2396 | 4455 | 2229 |
| 1246 |  | 176 | 102 | 79 | 1,42 | 2 STR MAXI 1 ARM LHF RECLINER 2 MOTORS | 5235 | 2618 | 5414 | 2706 | 4493 | 2247 | 4178 | 2090 |
| 1245 |  | 176 | 102 | 79 | 1,42 | 2 STR MAXI 1 ARM RHF RECLINER 2 MOTORS | 5235 | 2618 | 5414 | 2706 | 4493 | 2247 | 4178 | 2090 |
| 1238 |  | 154 | 102 | 79 | 1,24 | 2 STR 1 ARM LHF RECLINER 2MOTORS | 4853 | 2426 | 5012 | 2506 | 4178 | 2090 | 3889 | 1945 |
| 1237 |  | 154 | 102 | 79 | 1,24 | 2 STR 1 ARM RHF RECLINER 2MOTORS | 4853 | 2426 | 5012 | 2506 | 4178 | 2090 | 3889 | 1945 |
| 1150 |  | 136 | 102 | 79 | 1,21 | CHAIR XLARGE 1 ARM LHF WITH 2 MOTORS | 3859 | 1929 | 3971 | 1986 | 3262 | 1632 | 3008 | 1505 |
| 1149 |  | 136 | 102 | 79 | 1,21 | CHAIR XLARGE 1 ARM RHF WITH 2 MOTORS | 3859 | 1929 | 3971 | 1986 | 3262 | 1632 | 3008 | 1505 |
| 1164 |  | 117 | 102 | 79 | 0,94 | ARMCHAIR LARGE 1 ARM LHF RELAX 2 MOT | 3365 | 1682 | 3496 | 1747 | 2861 | 1431 | 2645 | 1323 |
| 1163 |  | 117 | 102 | 79 | 0,94 | ARMCHAIR LARGE 1 ARM RHF RELAX 2 MOT | 3365 | 1682 | 3496 | 1747 | 2861 | 1431 | 2645 | 1323 |
| 1155 |  | 108 | 102 | 79 | 0,87 | CHAIR (2 CUSH) 1 ARM LHF WITH 2 MOTORS | 3277 | 1638 | 3396 | 1697 | 2797 | 1398 | 2592 | 1296 |
| 1154 |  | 108 | 102 | 79 | 0,87 | CHAIR (2 CUSH) 1 ARM RHF WITH 2 MOTORS | 3277 | 1638 | 3396 | 1697 | 2797 | 1398 | 2592 | 1296 |
| 1158 |  | 101 | 102 | 79 | 0,81 | MAXI CHAIR 1 ARM LHF RECLINER 2 MOTORS | 3409 | 1704 | 3511 | 1755 | 2949 | 1474 | 2757 | 1378 |
| 1157 |  | 101 | 102 | 79 | 0,81 | MAXI CHAIR 1 ARM RHF RECLINER 2 MOTORS | 3409 | 1704 | 3511 | 1755 | 2949 | 1474 | 2757 | 1378 |
| 1152 |  | 90 | 102 | 79 | 0,73 | CHAIR 1 ARM LHF WITH 2 MOTORS | 3116 | 1558 | 3215 | 1608 | 2690 | 1344 | 2513 | 1257 |
| 1151 |  | 90 | 102 | 79 | 0,73 | CHAIR 1 ARM RHF WITH 2 MOTORS | 3116 | 1558 | 3215 | 1608 | 2690 | 1344 | 2513 | 1257 |
| 1166 |  | 110 | 102 | 79 | 0,98 | ARMLESS XL RELAX CHAIR 2 MOTORS | 3415 | 1707 | 3536 | 1768 | 2923 | 1462 | 2713 | 1358 |
| 1165 |  | 91 | 102 | 79 | 0,73 | ARMLESS LARGE CHAIR RECLINER 2 MOT | 2879 | 1440 | 2973 | 1486 | 2477 | 1238 | 2308 | 1154 |
| 1153 |  | 82 | 102 | 79 | 0,66 | ARMLESS CHAIR (2 CUSH) RECLINER W/2 MOTORS | 2778 | 1390 | 2861 | 1431 | 2409 | 1204 | 2255 | 1127 |























NON SFODERABILE















| COD. | | W Width (CM) | D Depth (CM) | H Height (CM) | MC Volume | MARNI | PELLE B | PELLE B | PELLE C | PELLE C | TESS B | TESS B | CASHMERE | CASHMERE |
|------|---|---------------------------|---------------------------|----------------------------|---------------------|--|------------|-------------|------------|-------------|-----------|-------------|----------|-------------|
| 1156 |  | 75 | 102 | 79 | 0,60 | ARMLESS MAXI CHAIR RECLINER W/2 MOTORS | 2709 | 1356 | 2780 | 1390 | 2360 | 1181 | 2216 | 1109 |
| 1159 |  | 64 | 102 | 79 | 0,52 | ARMLESS CHAIR RECLINER W/2 MOTORS | 2618 | 1309 | 2675 | 1338 | 2298 | 1150 | 2170 | 1084 |
| 0801 |  | 75 | 75 | 57 | 0,32 | SQUARE FOOTSTOOL | 1266 | 633 | 1303 | 652 | 1100 | 550 | 1030 | 515 |

| COD. |  | W Width (CM) | D Depth (CM) | H Height (CM) | M C Volume | MARNI SFODER | PELLE B | PELLE B | PELLE C | PELLE C | TESS B | TESS B | CASHMERE | CASHMERE |
|------|---|--------------------|--------------------|---------------------|---------------|-----------------------------------|------------|------------|------------|------------|-----------|-----------|----------|----------|
| 0324 |  | 272 | 102 | 79 | 2,19 | 3 STR XLARGE LIFT | | | | | 5531 | 2765 | | |
| 0327 |  | 234 | 102 | 79 | 1,89 | 3 SEATER LARGE LIFT | | | | | 5144 | 2571 | | |
| 0330 |  | 216 | 102 | 79 | 1,74 | 3 SEATER LIFT | | | | | 4823 | 2411 | | |
| 0240 |  | 202 | 102 | 79 | 1,63 | 2 SEATER MAXI LIFT | | | | | 4480 | 2240 | | |
| 0230 |  | 180 | 102 | 79 | 1,45 | 2SEATER LIFT | | | | | 4117 | 2058 | | |
| 0137 |  | 162 | 102 | 79 | 1,31 | ARMCHAIR XLARGE LIFT | | | | | 3078 | 1539 | | |
| 0140 |  | 108 | 102 | 79 | 0,87 | ARMCHAIR LIFT | | | | | 2513 | 1257 | | |
| 0329 |  | 208 | 102 | 79 | 1,68 | 3 STR LARGE LIFT 1 ARM LHF | | | | | 4469 | 2235 | | |
| 0328 |  | 208 | 102 | 79 | 1,68 | 3 STR LARGE LIFT 1 ARM RHF | | | | | 4469 | 2235 | | |
| 0332 |  | 190 | 102 | 79 | 1,53 | 3 STR (2 CUSHIONS) LIFT 1 ARM LHF | | | | | 4368 | 2184 | | |
| 0331 |  | 190 | 102 | 79 | 1,53 | 3 STR (2 CUSHIONS)LIFT 1 ARM RHF | | | | | 4368 | 2184 | | |
| 0242 |  | 176 | 102 | 79 | 1,42 | 2 SEATER MAXI LIFT 1 ARM LHF | | | | | 4025 | 2012 | | |
| 0241 |  | 176 | 102 | 79 | 1,42 | 2 SEATER MAXI LIFT 1 ARM RHF | | | | | 4025 | 2012 | | |
| 0232 |  | 154 | 102 | 79 | 1,24 | 2 SEATER LIFT 1 ARM LHF | | | | | 3662 | 1830 | | |
| 0231 |  | 154 | 102 | 79 | 1,24 | 2 SEATER LIFT 1 ARM RHF | | | | | 3662 | 1830 | | |
| 0139 |  | 136 | 102 | 79 | 1,10 | ARMCHAIR XLARGE LIFT 1 ARM LHF | | | | | 2669 | 1334 | | |
| 0138 |  | 136 | 102 | 79 | 1,10 | ARMCHAIR XLARGE LIFT 1 ARM RHF | | | | | 2669 | 1334 | | |
| 0173 |  | 117 | 102 | 79 | 0,94 | ARMCHAIR LARGE LIFT 1ARM LHF | | | | | 2467 | 1233 | | |
| 0172 |  | 117 | 102 | 79 | 0,94 | ARMCHAIR LARGE LIFT 1ARM RHF | | | | | 2467 | 1233 | | |
| 0148 |  | 108 | 102 | 79 | 0,87 | CHAIR 1 ARM LHF (2 CUSHIONS)LIFT | | | | | 2412 | 1206 | | |
| 0147 |  | 108 | 102 | 79 | 0,87 | CHAIR 1 ARM RHF (2 CUSHIONS)LIFT | | | | | 2412 | 1206 | | |























| COD. |  | W Width (CM) | D Depth (CM) | H Height (CM) | M C Volume | MARNI SFODER | PELLE B | PELLE B | PELLE C | PELLE C | TESS B | TESS B | CASHMERE | CASHMERE |
|------|---|--------------------|--------------------|---------------------|---------------|-------------------------------------|------------|------------|------------|------------|-----------|-----------|----------|----------|
| 0145 |  | 101 | 102 | 79 | 0,81 | MAXI ARMCHAIR LIFT 1 ARM LHF | | | | | 2353 | 1177 | | |
| 0144 |  | 101 | 102 | 79 | 0,81 | MAXI ARMCHAIR LIFT 1 ARM RHF | | | | | 2353 | 1177 | | |
| 0142 |  | 90 | 102 | 79 | 0,73 | ARMCHAIR LIFT 1 ARM LHF | | | | | 2067 | 1034 | | |
| 0141 |  | 90 | 102 | 79 | 0,73 | ARMCHAIR LIFT 1 ARM RHF | | | | | 2067 | 1034 | | |
| 0175 |  | 110 | 102 | 79 | 0,89 | ARMLESS XL LIFT ARMCHAIR | | | | | 2349 | 1175 | | |
| 0174 |  | 91 | 102 | 79 | 0,73 | ARMLESS LARGE CHAIR LIFT | | | | | 1885 | 942 | | |
| 0149 |  | 82 | 102 | 79 | 0,66 | ARMLESS UNIT (2 CUSHIONS) LIFT | | | | | 1825 | 913 | | |
| 0146 |  | 75 | 102 | 79 | 0,60 | MAXI ARMLESS UNIT LIFT | | | | | 1761 | 880 | | |
| 0143 |  | 64 | 102 | 79 | 0,52 | ARMLESS CHAIR LIFT | | | | | 1693 | 847 | | |
| 0604 |  | 110 | 110 | 79 | 0,96 | CORNER "A" SQUARED | | | | | 2734 | 1367 | | |
| 0630 |  | 110 | 110 | 79 | 0,96 | SQUARE CORNER LIFT | | | | | 3399 | 1700 | | |
| 0797 |  | 146 | 102 | 79 | 1,18 | ARMCHAIR LARGE LIFT PENINSULA LHF | | | | | 3087 | 1543 | | |
| 0796 |  | 146 | 102 | 79 | 1,18 | ARMCHAIR LARGE LIFT PENINSULA RHF | | | | | 3087 | 1543 | | |
| 0795 |  | 137 | 102 | 79 | 1,10 | CHAIR 2C LIFT PENINSULA 1 ARM LHF | | | | | 2964 | 1481 | | |
| 0794 |  | 137 | 102 | 79 | 1,10 | CHAIR 2C LIFT PENINSULA 1 ARM RHF | | | | | 2964 | 1481 | | |
| 0793 |  | 130 | 102 | 79 | 1,05 | MAXI CHAIR LIFT PENINSULA 1 ARM LHF | | | | | 2887 | 1443 | | |
| 0792 |  | 130 | 102 | 79 | 1,05 | MAXI CHAIR LIFT PENINSULA 1 ARM RHF | | | | | 2887 | 1443 | | |
| 0791 |  | 119 | 102 | 79 | 0,96 | CHAIR LIFT PENINSULA LHF | | | | | 2811 | 1406 | | |
| 0790 |  | 119 | 102 | 79 | 0,96 | CHAIR LIFT PENINSULA RHF | | | | | 2811 | 1406 | | |
| 0685 |  | 117 | 102 | 79 | 0,94 | CHAISE LONGUE LARGE LIFT 1 ARM LHF | | | | | 3448 | 1724 | | |
| 0684 |  | 117 | 102 | 79 | 0,94 | CHAISE LONGUE LARGE LIFT 1 ARM RHF | | | | | 3448 | 1724 | | |

| COD. |  | W Width (CM) | D Depth (CM) | H Height (CM) | M ^C Volume | MARNI SFODER | PELLE B | PELLE B | PELLE C | PELLE C | TESS B | TESS B | CASHMERE | CASHMERE |
|------|---|--------------------|--------------------|---------------------|--------------------------|---|------------|------------|------------|------------|-----------|-----------|----------|----------|
| 0693 |  | 108 | 102 | 79 | 0,87 | CHAISE LONGUE (2 CUSH) LHF LIFT | | | | | 3362 | 1681 | | |
| 0692 |  | 108 | 102 | 79 | 0,87 | CHAISE LONGUE (2 CUSH) RHF LIFT | | | | | 3362 | 1681 | | |
| 0691 |  | 101 | 102 | 79 | 0,81 | CHAISELONGUE MAXI 1ARM LHF | | | | | 3280 | 1640 | | |
| 0690 |  | 101 | 102 | 79 | 0,81 | CHAISELONGUE MAXI 1 ARM RHF LIFT | | | | | 3056 | 1528 | | |
| 0689 |  | 90 | 102 | 79 | 0,73 | CHAISELONGUE 1 ARM LHF LIFT | | | | | 2973 | 1486 | | |
| 0688 |  | 90 | 102 | 79 | 0,73 | CHAISELONGUE 1 ARM RHF LIFT | | | | | 2973 | 1486 | | |
| 1397 |  | 272 | 102 | 79 | 2,19 | 3 STR XLARGE 2 RELAX 2 MOT | | | | | 7271 | 3635 | | |
| 1383 |  | 234 | 102 | 79 | 1,89 | 3 STR LARGE 2 RELAX 2 MOT | | | | | 6702 | 3352 | | |
| 1317 |  | 216 | 102 | 79 | 1,74 | 3 STR (2 CUSHIONS) 2 RELAX AND 2 MOTORS | | | | | 6329 | 3164 | | |
| 1239 |  | 202 | 102 | 79 | 1,63 | 2 STR MAXI 2 RECLINERS 2 MOTORS | | | | | 5996 | 2998 | | |
| 1244 |  | 180 | 102 | 79 | 1,45 | 2 STR 2 RECLINERS 2 MOTORS | | | | | 5630 | 2814 | | |
| 1148 |  | 162 | 102 | 79 | 1,31 | CHAIR XLARGE RELAX WITH 2 MOTORS | | | | | 3944 | 1972 | | |
| 1126 |  | 108 | 102 | 79 | 0,87 | RECLINER CHAIR 2 MOTORS | | | | | 3234 | 1617 | | |
| 1399 |  | 272 | 102 | 79 | 2,19 | 3 STR XLARGE 1 LHF RELAX 2 MOT | | | | | 6376 | 3188 | | |
| 1398 |  | 272 | 102 | 79 | 2,19 | 3 STR XLARGE 1 RHF RELAX 2 MOT | | | | | 6376 | 3188 | | |
| 1385 |  | 234 | 102 | 79 | 1,89 | 3 STR LARGE 1 LHF RELAX 2 MOT | | | | | 5915 | 2957 | | |
| 1384 |  | 234 | 102 | 79 | 1,89 | 3 STR LARGE 1 RHF RELAX 2 MOT | | | | | 5915 | 2957 | | |
| 1374 |  | 216 | 102 | 79 | 1,74 | 3 STR (2 CUSHIONS) 1 LHF RELAX 2 MOTORS | | | | | 5561 | 2781 | | |
| 1373 |  | 216 | 102 | 79 | 1,74 | 3 STR (2 CUSHIONS) 1 RHF RELAX 2 MOTORS | | | | | 5561 | 2781 | | |
| 1218 |  | 202 | 102 | 79 | 1,63 | 2 STR MAXI LHF RECLINERS 2 MOTORS | | | | | 5223 | 2612 | | |
| 1217 |  | 202 | 102 | 79 | 1,63 | 2 STR MAXI RHF RECLINERS 2 MOTORS | | | | | 5223 | 2612 | | |























| COD. |  | W Width (CM) | D Depth (CM) | H Height (CM) | M ^C Volume | MARNI SFODER | PELLE B | PELLE B | PELLE C | PELLE C | TESS B | TESS B | CASHMERE | CASHMERE |
|------|---|--------------------|--------------------|---------------------|--------------------------|---|------------|------------|------------|------------|-----------|-----------|----------|----------|
| 1236 |  | 180 | 102 | 79 | 1,45 | 2 STR LHF RECLINERS 2 MOTORS | | | | | 4866 | 2433 | | |
| 1235 |  | 180 | 102 | 79 | 1,45 | 2 STR RHF RECLINERS 2 MOTORS | | | | | 4866 | 2433 | | |
| 1387 |  | 208 | 102 | 79 | 1,68 | 3 STR LARGE 1 ARM LHF 2 RELAX 2 MOT | | | | | 6296 | 3149 | | |
| 1386 |  | 208 | 102 | 79 | 1,68 | 3 STR LARGE 1 ARM RHF 2 RELAX 2 MOT | | | | | 6296 | 3149 | | |
| 1357 |  | 190 | 102 | 79 | 1,53 | 3 STR (2 CUSHIONS) 1 ARM LHF 2REC 2MOTORS | | | | | 5922 | 2962 | | |
| 1356 |  | 190 | 102 | 79 | 1,53 | 3 STR (2 CUSHIONS) 1 ARM RHF 2REC 2MOTORS | | | | | 5922 | 2962 | | |
| 1241 |  | 176 | 102 | 79 | 1,42 | 2 STR MAXI 1 ARM LHF 2 RECLINERS 2 MOTORS | | | | | 5585 | 2793 | | |
| 1240 |  | 176 | 102 | 79 | 1,42 | 2 STR MAXI 1 ARM RHF 2 RECLINERS 2 MOTORS | | | | | 5585 | 2793 | | |
| 1243 |  | 154 | 102 | 79 | 1,24 | 2 STR 1 ARM LHF 2 RECLINER 2MOTORS | | | | | 5216 | 2607 | | |
| 1242 |  | 154 | 102 | 79 | 1,24 | 2 STR 1 ARM RHF 2 RECLINER 2MOTORS | | | | | 5216 | 2607 | | |
| 1389 |  | 208 | 102 | 79 | 1,68 | 3 STR LARGE 1 ARM LHF 1 RELAX 2 MOT | | | | | 5518 | 2759 | | |
| 1388 |  | 208 | 102 | 79 | 1,68 | 3 STR LARGE 1 ARM RHF 1 RELAX 2 MOT | | | | | 5518 | 2759 | | |
| 1335 |  | 190 | 102 | 79 | 1,53 | 3 STR (2 CUSH)1 ARM LHF RECLINER 2 MOTORS | | | | | 5159 | 2581 | | |
| 1334 |  | 190 | 102 | 79 | 1,53 | 3 STR (2 CUSH)1 ARM RHF RECLINER 2 MOTORS | | | | | 5159 | 2581 | | |
| 1246 |  | 176 | 102 | 79 | 1,42 | 2 STR MAXI 1 ARM LHF RECLINER 2 MOTORS | | | | | 4817 | 2409 | | |
| 1245 |  | 176 | 102 | 79 | 1,42 | 2 STR MAXI 1 ARM RHF RECLINER 2 MOTORS | | | | | 4817 | 2409 | | |
| 1238 |  | 154 | 102 | 79 | 1,24 | 2 STR 1 ARM LHF RECLINER 2MOTORS | | | | | 4455 | 2228 | | |
| 1237 |  | 154 | 102 | 79 | 1,24 | 2 STR 1 ARM RHF RECLINER 2MOTORS | | | | | 4455 | 2228 | | |
| 1150 |  | 136 | 102 | 79 | 1,10 | CHAIR XLARGE 1 ARM LHF WITH 2 MOTORS | | | | | 3635 | 1818 | | |
| 1149 |  | 136 | 102 | 79 | 1,10 | CHAIR XLARGE 1 ARM RHF WITH 2 MOTORS | | | | | 3635 | 1818 | | |
| 1164 |  | 117 | 102 | 79 | 0,94 | ARMCHAIR LARGE 1 ARM LHF RELAX 2 MOT | | | | | 3255 | 1627 | | |

| COD. |  | W Width (CM) | D Depth (CM) | H Height (CM) | MC Volume | MARNI SFODER | PELLE B | PELLE B | PELLE C | PELLE C | TESS B | TESS B | CASHMERE | CASHMERE |
|------|---|---------------------------|---------------------------|----------------------------|---------------------|--|------------|------------|------------|------------|-----------|-----------|----------|----------|
| 1163 |  | 117 | 102 | 79 | 0,94 | ARMCHAIR LARGE 1 ARM RHF RELAX 2 MOT | | | | | 3255 | 1627 | | |
| 1155 |  | 108 | 102 | 79 | 0,87 | CHAIR (2 CUSH) 1 ARM LHF WITH 2 MOTORS | | | | | 3180 | 1589 | | |
| 1154 |  | 108 | 102 | 79 | 0,87 | CHAIR (2 CUSH) 1 ARM RHF WITH 2 MOTORS | | | | | 3180 | 1589 | | |
| 1158 |  | 101 | 102 | 79 | 0,81 | MAXI CHAIR 1 ARM LHF RECLINER 2 MOTORS | | | | | 3125 | 1563 | | |
| 1157 |  | 101 | 102 | 79 | 0,81 | MAXI CHAIR 1 ARM RHF RECLINER 2 MOTORS | | | | | 3125 | 1563 | | |
| 1152 |  | 90 | 102 | 79 | 0,73 | CHAIR 1 ARM LHF WITH 2 MOTORS | | | | | 2831 | 1415 | | |
| 1151 |  | 90 | 102 | 79 | 0,73 | CHAIR 1 ARM RHF WITH 2 MOTORS | | | | | 2831 | 1415 | | |
| 1166 |  | 110 | 102 | 79 | 0,89 | ARMLESS XL RELAX CHAIR 2 MOTORS | | | | | 3145 | 1573 | | |
| 1165 |  | 91 | 102 | 79 | 0,73 | ARMLESS LARGE CHAIR RECLINER 2 MOT | | | | | 2625 | 1314 | | |
| 1153 |  | 82 | 102 | 79 | 0,66 | ARMLESS CHAIR (2 CUSH) RECLINER W/2 MOTORS | | | | | 2551 | 1275 | | |
| 1156 |  | 75 | 102 | 79 | 0,60 | ARMLESS MAXI CHAIR RECLINER W/2 MOTORS | | | | | 2491 | 1245 | | |
| 1159 |  | 64 | 102 | 79 | 0,52 | ARMLESS CHAIR RECLINER W/2 MOTORS | | | | | 2416 | 1209 | | |
| 0801 |  | 75 | 75 | 57 | 0,32 | SQUARE FOOTSTOOL | | | | | 1184 | 593 | | |























NON SFODERABILE

| COD. |  | W Width (CM) | D Depth (CM) | H Height (CM) | M C Volume | MARTINE | PELLE B | PELLE B | PELLE C | PELLE C | TESS B | TESS B | CASHMERE | CASHMERE |
|------|---|--------------------|--------------------|---------------------|---------------|------------------------------|------------|------------|------------|------------|-----------|-----------|----------|----------|
| 0430 |  | 234 | 107 | 74 | 1,85 | 3 SEATER LARGE | 3949 | 1975 | 4389 | 2195 | 3549 | 1775 | 2952 | 1476 |
| 0305 |  | 208 | 107 | 74 | 1,65 | 3 STR (2 CUSHIONS) | 3597 | 1798 | 4035 | 2018 | 3263 | 1632 | 2719 | 1360 |
| 0210 |  | 188 | 107 | 74 | 1,49 | 2 SEATER MAXI | 3291 | 1645 | 3699 | 1849 | 2984 | 1492 | 2480 | 1239 |
| 0200 |  | 166 | 107 | 74 | 1,31 | 2 SEATER | 2970 | 1485 | 3343 | 1672 | 2693 | 1345 | 2233 | 1117 |
| 0176 |  | 172 | 107 | 74 | 1,36 | LITTLE XL ARMCHAIR | 2676 | 1338 | 3047 | 1524 | 2507 | 1254 | 2015 | 1008 |
| 0100 |  | 120 | 107 | 74 | 0,95 | ARMCHAIR | 2130 | 1065 | 2411 | 1206 | 1919 | 959 | 1581 | 792 |
| 0432 |  | 208 | 107 | 74 | 1,65 | 3 STR LARGE 1 ARM LHF | 3465 | 1732 | 3845 | 1923 | 3110 | 1554 | 2594 | 1297 |
| 0431 |  | 208 | 107 | 74 | 1,65 | 3 STR LARGE 1 ARM RHF | 3465 | 1732 | 3845 | 1923 | 3110 | 1554 | 2594 | 1297 |
| 0345 |  | 182 | 107 | 74 | 1,44 | 3 STR (2 CUSHIONS) 1 ARM LHF | 3131 | 1567 | 3470 | 1735 | 2820 | 1410 | 2356 | 1178 |
| 0344 |  | 182 | 107 | 74 | 1,44 | 3 STR (2 CUSHIONS) 1 ARM RHF | 3131 | 1567 | 3470 | 1735 | 2820 | 1410 | 2356 | 1178 |
| 0212 |  | 162 | 107 | 74 | 1,28 | 2 STR MAXI 1 ARM LHF | 2827 | 1413 | 3140 | 1570 | 2542 | 1270 | 2115 | 1058 |
| 0211 |  | 162 | 107 | 74 | 1,28 | 2 STR MAXI 1 ARM RHF | 2827 | 1413 | 3140 | 1570 | 2542 | 1270 | 2115 | 1058 |
| 0202 |  | 140 | 107 | 74 | 1,11 | 2 STR 1 ARM LHF | 2479 | 1239 | 2786 | 1392 | 2248 | 1124 | 1870 | 935 |
| 0201 |  | 140 | 107 | 74 | 1,11 | 2 STR 1 ARM RHF | 2479 | 1239 | 2786 | 1392 | 2248 | 1124 | 1870 | 935 |
| 0192 |  | 146 | 107 | 74 | 1,16 | XL ARMCHAIR 1 ARM LHF | 2197 | 1099 | 2500 | 1251 | 1976 | 987 | 1618 | 809 |
| 0191 |  | 146 | 107 | 74 | 1,16 | XL ARMCHAIR 1 ARM RHF | 2197 | 1099 | 2500 | 1251 | 1976 | 987 | 1618 | 809 |
| 0109 |  | 117 | 107 | 74 | 0,93 | LARGE CHAIR 1 ARM LHF | 2089 | 1044 | 2313 | 1157 | 1879 | 939 | 1570 | 784 |
| 0108 |  | 117 | 107 | 74 | 0,93 | LARGE CHAIR 1 ARM RHF | 2089 | 1044 | 2313 | 1157 | 1879 | 939 | 1570 | 784 |
| 0117 |  | 104 | 107 | 74 | 0,82 | CHAIR 1 ARM LHF (2CUSHIONS) | 1892 | 946 | 2114 | 1058 | 1724 | 863 | 1440 | 721 |
| 0116 |  | 104 | 107 | 74 | 0,82 | CHAIR 1 ARM RHF (2CUSHIONS) | 1892 | 946 | 2114 | 1058 | 1724 | 863 | 1440 | 721 |
| 0112 |  | 94 | 107 | 74 | 0,74 | MAXI ARMCHAIR 1 ARM LHF | 1742 | 871 | 1951 | 976 | 1584 | 793 | 1322 | 661 |























NON SFODERABILE

| COD. |  | W Width (CM) | D Depth (CM) | H Height (CM) | M^C Volume | MARTINE | PELLE B | PELLE B | PELLE C | PELLE C | TESS B | TESS B | CASHMERE | CASHMERE |
|------|---|---------------------------|---------------------------|----------------------------|--------------------------------|---|------------|------------|------------|------------|-----------|-----------|----------|----------|
| 0111 |  | 94 | 107 | 74 | 0,74 | MAXI ARMCHAIR 1 ARM RHF | 1742 | 871 | 1951 | 976 | 1584 | 793 | 1322 | 661 |
| 0102 |  | 83 | 107 | 74 | 0,66 | ARMCHAIR 1 ARM LHF | 1584 | 793 | 1776 | 887 | 1443 | 722 | 1203 | 601 |
| 0101 |  | 83 | 107 | 74 | 0,66 | ARMCHAIR 1 ARM RHF | 1584 | 793 | 1776 | 887 | 1443 | 722 | 1203 | 601 |
| 0203 |  | 114 | 107 | 74 | 0,90 | ARMLESS 2 STR | 1997 | 999 | 2236 | 1118 | 1813 | 907 | 1514 | 758 |
| 0193 |  | 120 | 107 | 74 | 0,95 | XL ARMLESS UNIT | 1700 | 850 | 1933 | 967 | 1527 | 764 | 1252 | 626 |
| 0104 |  | 91 | 107 | 74 | 0,72 | BIG ARMLESS UNIT | 1584 | 793 | 1748 | 874 | 1436 | 719 | 1204 | 602 |
| 0115 |  | 78 | 107 | 74 | 0,62 | ARMLESS UNIT (2 CUSHIONS) | 1374 | 687 | 1531 | 765 | 1260 | 629 | 1056 | 528 |
| 0113 |  | 68 | 107 | 74 | 0,54 | MAXI ARMLESS UNIT | 1241 | 621 | 1381 | 692 | 1140 | 570 | 956 | 478 |
| 0103 |  | 57 | 107 | 74 | 0,45 | ARMLESS UNIT | 1086 | 544 | 1210 | 605 | 996 | 498 | 834 | 417 |
| 0602 |  | 136 | 136 | 74 | 1,44 | CORNER | 2035 | 1017 | 2240 | 1120 | 1843 | 921 | 1550 | 775 |
| 0608 |  | 115 | 115 | 74 | 0,98 | SQUARE CORNER W/MECHANISMS | 2304 | 1153 | 2541 | 1270 | 2081 | 1041 | 1750 | 875 |
| 0773 |  | 224 | 115 | 74 | 1,91 | CORNER&CHAIR PENINSULA LHF W/MECH. | 3701 | 1850 | 4112 | 2056 | 3321 | 1660 | 2763 | 1381 |
| 0772 |  | 224 | 115 | 74 | 1,91 | CORNER&CHAIR PENINSULA RHF W/MECH. | 3701 | 1850 | 4112 | 2056 | 3321 | 1660 | 2763 | 1381 |
| 0883 |  | 203 | 126 | 74 | 1,89 | SQUARE OPEN CORNER&CHAIR PEN LHF W/MECH | 3675 | 1837 | 4047 | 2024 | 3347 | 1673 | 2727 | 1364 |
| 0882 |  | 203 | 126 | 74 | 1,89 | SQUARE OPEN CORNER&CHAIR PEN RHF W/MECH | 3675 | 1837 | 4047 | 2024 | 3347 | 1673 | 2727 | 1364 |
| 0718 |  | 161 | 107 | 74 | 1,27 | CHAIR XL PENINSULA 1 ARM LHF | 2341 | 1170 | 2615 | 1308 | 2094 | 1047 | 1730 | 865 |
| 0717 |  | 161 | 107 | 74 | 1,27 | CHAIR XL PENINSULA 1 ARM RHF | 2341 | 1170 | 2615 | 1308 | 2094 | 1047 | 1730 | 865 |
| 0738 |  | 132 | 107 | 74 | 1,05 | LARGE CHAIR PENINSULA LHF | 2083 | 1042 | 2309 | 1155 | 1879 | 939 | 1569 | 783 |
| 0737 |  | 132 | 107 | 74 | 1,05 | LARGE CHAIR PENINSULA RHF | 2083 | 1042 | 2309 | 1155 | 1879 | 939 | 1569 | 783 |
| 0716 |  | 119 | 107 | 74 | 0,94 | CHAIR (2 CUSHIONS)PENINSULA LHF | 2030 | 1015 | 2231 | 1116 | 1843 | 921 | 1553 | 776 |
| 0715 |  | 119 | 107 | 74 | 0,94 | CHAIR (2 CUSHIONS)PENINSULA RHF | 2030 | 1015 | 2231 | 1116 | 1843 | 921 | 1553 | 776 |






















NON SFODERABILE

| COD. |  | W Width (CM) | D Depth (CM) | H Height (CM) | M^C Volume | MARTINE | PELLE B | PELLE B | PELLE C | PELLE C | TESS B | TESS B | CASHMERE | CASHMERE |
|------|---|---------------------------|---------------------------|----------------------------|--------------------------------|---|------------|-------------|------------|-------------|-----------|-------------|----------|-------------|
| 0714 |  | 109 | 107 | 74 | 0,86 | MAXI CHAIR PENINSULA LHF | 1933 | 967 | 2121 | 1060 | 1760 | 880 | 1486 | 744 |
| 0713 |  | 109 | 107 | 74 | 0,86 | MAXI CHAIR PENINSULA RHF | 1933 | 967 | 2121 | 1060 | 1760 | 880 | 1486 | 744 |
| 0712 |  | 98 | 107 | 74 | 0,78 | CHAIR PENINSULA LHF | 1845 | 922 | 2015 | 1008 | 1683 | 842 | 1431 | 715 |
| 0711 |  | 98 | 107 | 74 | 0,78 | CHAIR PENINSULA RHF | 1845 | 922 | 2015 | 1008 | 1683 | 842 | 1431 | 715 |
| 0771 |  | 126 | 155 | 74 | 1,45 | TRAPEZOIDAL TERMINAL LHF | 2415 | 1209 | 2709 | 1356 | 2197 | 1099 | 1829 | 914 |
| 0770 |  | 126 | 155 | 74 | 1,45 | TRAPEZOIDAL TERMINAL RHF | 2415 | 1209 | 2709 | 1356 | 2197 | 1099 | 1829 | 914 |
| 0891 |  | 126 | 163 | 74 | 1,60 | XL CHAISERLONGUE 1 ARM LHF | 2969 | 1484 | 3261 | 1631 | 2696 | 1347 | 2274 | 1136 |
| 0890 |  | 126 | 163 | 74 | 1,60 | XL CHAISERLONGUE 1 ARM RHF | 2969 | 1484 | 3261 | 1631 | 2696 | 1347 | 2274 | 1136 |
| 0789 |  | 117 | 163 | 74 | 1,41 | LARGE CHAISERLONGUE 1 ARM LHF | 2919 | 1460 | 3205 | 1602 | 2645 | 1323 | 2236 | 1118 |
| 0788 |  | 117 | 163 | 74 | 1,41 | LARGE CHAISERLONGUE 1 ARM RHF | 2919 | 1460 | 3205 | 1602 | 2645 | 1323 | 2236 | 1118 |
| 0697 |  | 104 | 163 | 74 | 1,32 | CHAISE LONGUE (2 CUSHIONS) LHF | 2763 | 1381 | 3014 | 1507 | 2523 | 1262 | 2147 | 1074 |
| 0696 |  | 104 | 163 | 74 | 1,32 | CHAISE LONGUE (2 CUSHIONS) RHF | 2763 | 1381 | 3014 | 1507 | 2523 | 1262 | 2147 | 1074 |
| 0705 |  | 94 | 163 | 74 | 1,19 | CHAISERLONGUE MAXI 1 ARM LHF | 2647 | 1323 | 2876 | 1438 | 2426 | 1213 | 2070 | 1035 |
| 0704 |  | 94 | 163 | 74 | 1,19 | CHAISERLONGUE MAXI 1 ARM RHF | 2647 | 1323 | 2876 | 1438 | 2426 | 1213 | 2070 | 1035 |
| 0701 |  | 83 | 163 | 74 | 1,05 | CHAISERLONGUE 1 ARM LHF | 2367 | 1183 | 2583 | 1291 | 2165 | 1082 | 1839 | 919 |
| 0700 |  | 83 | 163 | 74 | 1,05 | CHAISERLONGUE 1 ARM RHF | 2367 | 1183 | 2583 | 1291 | 2165 | 1082 | 1839 | 919 |
| 1440 |  | 234 | 107 | 74 | 1,85 | LARGE 3 SEATER WITH 2 ELECT.RECLINERS | 5603 | 2801 | 6088 | 3044 | 5144 | 2571 | 4389 | 2195 |
| 1445 |  | 234 | 107 | 74 | 1,85 | LARGE 3 SEATER WITH LHF RECLINER ELECT | 4877 | 2439 | 5345 | 2672 | 4439 | 2219 | 3753 | 1877 |
| 1444 |  | 234 | 107 | 74 | 1,85 | LARGE 3 SEATER WITH RHF RECLINER ELECT | 4877 | 2439 | 5345 | 2672 | 4439 | 2219 | 3753 | 1877 |
| 1342 |  | 208 | 107 | 74 | 1,65 | 3 STR (2 CUSHIONS) 2 ELECTRIC RECLINERS | 5001 | 2500 | 5629 | 2814 | 4762 | 2381 | 4073 | 2036 |
| 1341 |  | 208 | 107 | 74 | 1,65 | 3 STR (2 CUSHIONS) 1 LHF ELECTRIC RELAX | 4495 | 2248 | 4961 | 2481 | 4137 | 2069 | 3508 | 1753 |























NON SFODERABILE

| COD. |  | W Width (CM) | D Depth (CM) | H Height (CM) | MC Volume | MARTINE | PELLE | PELLE | PELLE | PELLE | TESS | TESS | CASHMERE | CASHMERE |
|------|---|--------------------|--------------------|---------------------|--------------|--|-------|-------------|-------|-------------|------|-------------|----------|-------------|
| | | | | | | | B | B | C | C | B | B | | |
| 1340 |  | 208 | 107 | 74 | 1,65 | 3 STR (2 CUSHIONS) 1 RHF ELECTRIC RELAX | 4495 | 2248 | 4961 | 2481 | 4137 | 2069 | 3508 | 1753 |
| 1230 |  | 188 | 107 | 74 | 1,49 | 2 STR MAXI 2 ELECTRIC RECLINERS | 4894 | 2447 | 5345 | 2671 | 4534 | 2267 | 3887 | 1944 |
| 1216 |  | 188 | 107 | 74 | 1,49 | 2 STR MAXI WITH LHF ELECTRIC RECLINER | 4189 | 2094 | 4623 | 2311 | 3852 | 1926 | 3265 | 1633 |
| 1215 |  | 188 | 107 | 74 | 1,49 | 2 STR MAXI WITH RHF ELECTRIC RECLINER | 4189 | 2094 | 4623 | 2311 | 3852 | 1926 | 3265 | 1633 |
| 1220 |  | 166 | 107 | 74 | 1,31 | 2 STR WITH 2 ELECTRIC RECLINERS | 4572 | 2285 | 4985 | 2492 | 4243 | 2122 | 3641 | 1821 |
| 1206 |  | 166 | 107 | 74 | 1,31 | 2 STR WITH LHF ELECTRIC RECLINER | 3869 | 1935 | 4268 | 2134 | 3566 | 1783 | 3023 | 1512 |
| 1205 |  | 166 | 107 | 74 | 1,31 | 2 STR WITH RHF ELECTRIC RECLINER | 3869 | 1935 | 4268 | 2134 | 3566 | 1783 | 3023 | 1512 |
| 1147 |  | 172 | 107 | 74 | 1,36 | xLARGE RECLINER ELECTRIC CHAIR | 3454 | 1727 | 3855 | 1927 | 3149 | 1575 | 2638 | 1319 |
| 1120 |  | 120 | 107 | 74 | 0,95 | ELECTRIC RECLINING ARMCHAIR | 2871 | 1436 | 3173 | 1586 | 2638 | 1320 | 2234 | 1117 |
| 1448 |  | 208 | 107 | 74 | 1,65 | LARGE 3 SEATER LHF WITH 2 RECLINER ELECT | 5069 | 2535 | 5491 | 2745 | 4661 | 2332 | 3995 | 1997 |
| 1447 |  | 208 | 107 | 74 | 1,65 | LARGE 3 SEATER RHF WITH 2 RECLINER ELECT | 5069 | 2535 | 5491 | 2745 | 4661 | 2332 | 3995 | 1997 |
| 1442 |  | 208 | 107 | 74 | 1,65 | LARGE 3 SEATER LHF WITH RECLINER ELECT. | 4386 | 2193 | 4793 | 2396 | 4008 | 2004 | 3399 | 1699 |
| 1441 |  | 208 | 107 | 74 | 1,65 | LARGE 3 SEATER RHF WITH RECLINER ELECT. | 4386 | 2193 | 4793 | 2396 | 4008 | 2004 | 3399 | 1699 |
| 1378 |  | 182 | 107 | 74 | 1,44 | 3 STR (2 CUSH)1 ARM LHF 2 ELECT RECLINER | 4681 | 2340 | 5098 | 2549 | 4343 | 2172 | 3735 | 1868 |
| 1377 |  | 182 | 107 | 74 | 1,44 | 3 STR (2 CUSH)1 ARM RHF 2 ELECT RECLINERS | 4681 | 2340 | 5098 | 2549 | 4343 | 2172 | 3735 | 1868 |
| 1339 |  | 182 | 107 | 74 | 1,44 | 3 STR (2 CUSH) 1 ARM LHF ELECTRIC RECLINER | 3979 | 1989 | 4376 | 2188 | 3673 | 1836 | 3123 | 1562 |
| 1338 |  | 182 | 107 | 74 | 1,44 | 3 STR (2 CUSH) 1 ARM RHF ELECTRIC RECLINER | 3979 | 1989 | 4376 | 2188 | 3673 | 1836 | 3123 | 1562 |
| 1228 |  | 162 | 107 | 74 | 1,28 | 2 STR MAXI 1 ARM LHF WITH 2 ELECT RECLINER | 4357 | 2179 | 4739 | 2369 | 4052 | 2027 | 3490 | 1745 |
| 1227 |  | 162 | 107 | 74 | 1,28 | 2 STR MAXI 1 ARM RHF WITH 2 ELECT RECLINER | 4357 | 2179 | 4739 | 2369 | 4052 | 2027 | 3490 | 1745 |
| 1232 |  | 162 | 107 | 74 | 1,28 | LHF 2 STR MAXI WITH ELECTRIC RECLINER | 3688 | 1844 | 4055 | 2027 | 3407 | 1704 | 2900 | 1449 |
| 1231 |  | 162 | 107 | 74 | 1,28 | RHF 2 STR MAXI WITH ELECTRIC RECLINER | 3688 | 1844 | 4055 | 2027 | 3407 | 1704 | 2900 | 1449 |










NON SFODERABILE

| COD. |  | W Width (CM) | D Depth (CM) | H Height (CM) | MC Volume | MARTINE | PELLE | PELLE | PELLE | PELLE | TESS | TESS | CASHMERE | CASHMERE |
|------|---|--------------------|--------------------|---------------------|--------------|--|-------|-------|-------|-------|------|------|----------|----------|
| | | | | | | | B | B | C | C | B | B | | |
| 1225 |  | 140 | 107 | 74 | 1,11 | 2 STR 1 ARM LHF WITH 2 ELECTRIC RECLINER | 4038 | 2020 | 4384 | 2193 | 3755 | 1878 | 3242 | 1620 |
| 1224 |  | 140 | 107 | 74 | 1,11 | 2 STR 1 ARM RHF WITH 2 ELECTRIC RECLINER | 4038 | 2020 | 4384 | 2193 | 3755 | 1878 | 3242 | 1620 |
| 1222 |  | 140 | 107 | 74 | 1,11 | 2 STR 1 ARM LHF WITH ELECTRIC RECLINER | 3371 | 1685 | 3703 | 1851 | 3116 | 1558 | 2655 | 1327 |
| 1221 |  | 140 | 107 | 74 | 1,11 | 2 STR 1 ARM RHF WITH ELECTRIC RECLINER | 3371 | 1685 | 3703 | 1851 | 3116 | 1558 | 2655 | 1327 |
| 1137 |  | 146 | 107 | 74 | 1,16 | XL CHAIR 1 ARM LHF WITH ELECTRIC RECLINER | 2815 | 1408 | 3284 | 1642 | 2703 | 1352 | 2275 | 1137 |
| 1136 |  | 146 | 107 | 74 | 1,16 | XL CHAIR 1 ARM RHF WITH ELECTRIC RECLINER | 2815 | 1408 | 3284 | 1642 | 2703 | 1352 | 2275 | 1137 |
| 1135 |  | 117 | 107 | 74 | 0,93 | LARGE CHAIR 1 ARM LHF WITH ELECTRIC RECLINER | 2801 | 1400 | 3044 | 1522 | 2571 | 1286 | 2195 | 1098 |
| 1134 |  | 117 | 107 | 74 | 0,93 | LARGE CHAIR 1 ARM RHF WITH ELECTRIC RECLINER | 2801 | 1400 | 3044 | 1522 | 2571 | 1286 | 2195 | 1098 |
| 1143 |  | 104 | 107 | 74 | 0,82 | CHAIR (2 CUSH)1 ARM LHF WITH ELECT RECLINER | 2603 | 1302 | 2846 | 1423 | 2413 | 1207 | 2067 | 1034 |
| 1142 |  | 104 | 107 | 74 | 0,82 | CHAIR (2 CUSH)1 ARM RHF WITH ELECT RECLINER | 2603 | 1302 | 2846 | 1423 | 2413 | 1207 | 2067 | 1034 |
| 1125 |  | 94 | 107 | 74 | 0,74 | MAXI CHAIR 1 ARM LHF WITH ELECTRIC RECLINER | 2447 | 1223 | 2671 | 1336 | 2267 | 1133 | 1944 | 972 |
| 1124 |  | 94 | 107 | 74 | 0,74 | MAXI CHAIR 1 ARM RHF WITH ELECTRIC RECLINER | 2447 | 1223 | 2671 | 1336 | 2267 | 1133 | 1944 | 972 |
| 1122 |  | 83 | 107 | 74 | 0,66 | CHAIR 1 ARM LHF WITH ELECTRIC RECLINER | 2285 | 1143 | 2492 | 1246 | 2122 | 1060 | 1821 | 911 |
| 1121 |  | 83 | 107 | 74 | 0,66 | CHAIR 1 ARM RHF WITH ELECTRIC RECLINER | 2285 | 1143 | 2492 | 1246 | 2122 | 1060 | 1821 | 911 |
| 1138 |  | 120 | 107 | 74 | 0,95 | XL ARMLESS CHAIR WITH ELECTRIC RECL | 2425 | 1213 | 2684 | 1341 | 2227 | 1113 | 1882 | 941 |
| 1433 |  | 91 | 107 | 74 | 0,72 | LARGE ARMLESS WITH ELECTRIQUE RECLINER | 2293 | 1148 | 2471 | 1235 | 2113 | 1057 | 1825 | 912 |
| 1162 |  | 78 | 107 | 74 | 0,62 | ARMLESS CHAIR ELECTRIC RECL | 2076 | 1038 | 2252 | 1126 | 1930 | 966 | 1669 | 834 |
| 1128 |  | 68 | 107 | 74 | 0,54 | ARMLESS MAXI CHAIR WITH ELECTRIC RECLINER | 1913 | 956 | 2067 | 1034 | 1785 | 894 | 1546 | 773 |
| 1118 |  | 57 | 107 | 74 | 0,45 | ARMLESS CHAIR WITH ELECTRIC RECL | 1753 | 876 | 1892 | 946 | 1634 | 817 | 1420 | 710 |
| 0802 |  | 80 | 65 | 43 | 0,22 | RECTANGULAR FOOTSTOOL | 1189 | 595 | 1263 | 631 | 1113 | 557 | 974 | 488 |


NON SFODERABILE

| COD. |  | W Width (CM) | D Depth (CM) | H Height (CM) | M ^C Volume | MERIEM | PELLE B | PELLE B | PELLE C | PELLE C | TESS B | TESS B | CASHMERE | CASHMERE |
|------|---|--------------------|--------------------|---------------------|--------------------------|----------------------------------|------------|-------------|------------|-------------|-----------|-------------|----------|-------------|
| 0430 |  | 246 | 109 | 80 | 2,25 | 3 SEATER LARGE | 5865 | 2933 | 6072 | 3037 | 4984 | 2492 | 4481 | 2240 |
| 0305 |  | 226 | 109 | 80 | 2,07 | 3 STR (2 CUSHIONS) | 5499 | 2750 | 5692 | 2845 | 4672 | 2337 | 4200 | 2100 |
| 0200 |  | 206 | 109 | 80 | 1,89 | 2 SEATER | 4790 | 2394 | 5015 | 2508 | 4020 | 2009 | 3591 | 1795 |
| 0699 |  | 184 | 109 | 80 | 1,68 | LHF STANDING ALONE CHAISE LONGUE | 3772 | 1886 | 3827 | 1914 | 3222 | 1612 | 2904 | 1451 |
| 0698 |  | 184 | 109 | 80 | 1,68 | RHF STANDING ALONE CHAISE LONGUE | 3772 | 1886 | 3827 | 1914 | 3222 | 1612 | 2904 | 1451 |
| 0432 |  | 203 | 109 | 80 | 1,86 | 3 STR LARGE 1 ARM LHF | 4987 | 2493 | 5181 | 2591 | 4268 | 2134 | 3855 | 1927 |
| 0431 |  | 203 | 109 | 80 | 1,86 | 3 STR LARGE 1 ARM RHF | 4987 | 2493 | 5181 | 2591 | 4268 | 2134 | 3855 | 1927 |
| 0345 |  | 183 | 109 | 80 | 1,68 | 3 STR (2 CUSHIONS) 1 ARM LHF | 4603 | 2302 | 4783 | 2391 | 3943 | 1971 | 3551 | 1776 |
| 0344 |  | 183 | 109 | 80 | 1,68 | 3 STR (2 CUSHIONS) 1 ARM RHF | 4603 | 2302 | 4783 | 2391 | 3943 | 1971 | 3551 | 1776 |
| 0202 |  | 163 | 109 | 80 | 1,49 | 2 STR 1 ARM LHF | 4002 | 2001 | 4170 | 2086 | 3403 | 1701 | 3059 | 1530 |
| 0201 |  | 163 | 109 | 80 | 1,49 | 2 STR 1 ARM RHF | 4002 | 2001 | 4170 | 2086 | 3403 | 1701 | 3059 | 1530 |
| 0117 |  | 113 | 109 | 80 | 1,03 | CHAIR 1 ARM LHF (2CUSHIONS) | 2770 | 1386 | 2892 | 1445 | 2349 | 1175 | 2108 | 1054 |
| 0116 |  | 113 | 109 | 80 | 1,03 | CHAIR 1 ARM RHF (2CUSHIONS) | 2770 | 1386 | 2892 | 1445 | 2349 | 1175 | 2108 | 1054 |
| 0102 |  | 103 | 109 | 80 | 0,94 | ARMCHAIR 1 ARM LHF | 2691 | 1345 | 2800 | 1400 | 2293 | 1146 | 2064 | 1032 |
| 0101 |  | 103 | 109 | 80 | 0,94 | ARMCHAIR 1 ARM RHF | 2691 | 1345 | 2800 | 1400 | 2293 | 1146 | 2064 | 1032 |
| 0308 |  | 140 | 109 | 80 | 1,28 | ARMLESS 3 SEATER 2C | 3253 | 1626 | 3389 | 1694 | 2767 | 1384 | 2489 | 1244 |
| 0203 |  | 120 | 109 | 80 | 1,10 | ARMLESS 2 STR | 3080 | 1540 | 3196 | 1598 | 2645 | 1323 | 2393 | 1196 |
| 0115 |  | 70 | 109 | 80 | 0,64 | ARMLESS UNIT (2 CUSHIONS) | 2209 | 1105 | 2349 | 1175 | 1612 | 806 | 1461 | 730 |
| 0103 |  | 60 | 109 | 80 | 0,55 | ARMLESS UNIT | 1779 | 888 | 1832 | 916 | 1548 | 774 | 1412 | 706 |
| 0602 |  | 138 | 138 | 80 | 1,60 | CORNER | 3035 | 1517 | 3139 | 1570 | 2618 | 1309 | 2375 | 1187 |
| 0608 |  | 109 | 109 | 80 | 1,00 | SQUARE CORNER W/MECHANISMS | 3222 | 1611 | 3339 | 1670 | 2767 | 1384 | 2506 | 1254 |





NON SFODERABILE

| COD. |  | W Width (CM) | D Depth (CM) | H Height (CM) | MC Volume | MERIEM | PELLE B | PELLE B | PELLE C | PELLE C | TESS B | TESS B | CASHMERE | CASHMERE |
|------|---|---------------------------|---------------------------|----------------------------|---------------------|---------------------------------|------------|-------------|------------|-------------|-----------|-------------|----------|-------------|
| 0740 |  | 201 | 109 | 80 | 1,84 | 3 STR 2C PENINSULA LHF | 4226 | 2112 | 4389 | 2195 | 3615 | 1808 | 3264 | 1633 |
| 0739 |  | 201 | 109 | 80 | 1,84 | 3 STR 2C PENINSULA RHF | 4226 | 2112 | 4389 | 2195 | 3615 | 1808 | 3264 | 1633 |
| 0722 |  | 181 | 109 | 80 | 1,66 | 2 STR PENINSULA LHF | 3623 | 1812 | 3781 | 1890 | 3069 | 1535 | 2757 | 1378 |
| 0721 |  | 181 | 109 | 80 | 1,66 | 2 STR PENINSULA RHF | 3623 | 1812 | 3781 | 1890 | 3069 | 1535 | 2757 | 1378 |
| 0716 |  | 131 | 109 | 80 | 1,20 | CHAIR (2 CUSHIONS)PENINSULA LHF | 2851 | 1426 | 2944 | 1472 | 2474 | 1236 | 2248 | 1124 |
| 0715 |  | 131 | 109 | 80 | 1,20 | CHAIR (2 CUSHIONS)PENINSULA RHF | 2851 | 1426 | 2944 | 1472 | 2474 | 1236 | 2248 | 1124 |
| 0712 |  | 121 | 109 | 80 | 1,11 | CHAIR PENINSULA LHF | 2764 | 1381 | 2846 | 1424 | 2409 | 1204 | 2201 | 1100 |
| 0711 |  | 121 | 109 | 80 | 1,11 | CHAIR PENINSULA RHF | 2764 | 1381 | 2846 | 1424 | 2409 | 1204 | 2201 | 1100 |
| 0697 |  | 113 | 170 | 80 | 1,61 | CHAISE LONGUE (2 CUSHIONS) LHF | 3819 | 1910 | 3979 | 1990 | 3251 | 1625 | 2919 | 1461 |
| 0696 |  | 113 | 170 | 80 | 1,61 | CHAISE LONGUE (2 CUSHIONS) RHF | 3819 | 1910 | 3979 | 1990 | 3251 | 1625 | 2919 | 1461 |
| 0701 |  | 103 | 170 | 80 | 1,47 | CHAISELONGUE 1 ARM LHF | 3707 | 1853 | 3855 | 1928 | 3163 | 1581 | 2850 | 1426 |
| 0700 |  | 103 | 170 | 80 | 1,47 | CHAISELONGUE 1 ARM RHF | 3707 | 1853 | 3855 | 1928 | 3163 | 1581 | 2850 | 1426 |
| 0802 |  | 80 | 60 | 44 | 0,22 | RECTANGULAR FOOTSTOOL | 1082 | 541 | 1112 | 556 | 951 | 476 | 873 | 437 |


NON SFODERABILE

| <i>COD.</i> | | W Width (CM) | D Depth (CM) | H Height (CM) | MC Volume | MIRA | PELLE B | PELLE B | PELLE C | PELLE C | TESS B | TESS B | CASHMERE | CASHMERE |
|-------------|---|---------------------------|---------------------------|----------------------------|---------------------|-------------------------------|------------|------------|------------|------------|-----------|-----------|----------|----------|
| 1170 |  | 81 | 88 | 110 | 0,78 | SWIVEL CHAIR WITH RELAX 2 MOT | 3086 | 1542 | 3334 | 1668 | 2837 | 1419 | 2658 | 1329 |

NON SFODERABILE

| COD. | | W Width (CM) | D Depth (CM) | H Height (CM) | MC Volume | NAMY | PELLE B | PELLE B | PELLE C | PELLE C | TESS B | TESS B | CASHMERE | CASHMERE |
|------|---|---------------------------|---------------------------|----------------------------|---------------------|-------------------------|------------|-------------|------------|-------------|-----------|------------|----------|------------|
| 0164 |  | 69 | 76 | 74 | 0,39 | LITTLE ARMCHAIR | 1464 | 732 | 1573 | 787 | 1239 | 620 | 1153 | 577 |
| 0200 |  | 125 | 76 | 74 | 0,70 | 2 SEATER | 2216 | 1108 | 2355 | 1178 | 1981 | 991 | 1847 | 923 |
| 0801 |  | 62 | 62 | 36 | 0,14 | SQUARE FOOTSTOOL | 680 | 340 | 721 | 360 | 635 | 318 | 586 | 293 |
| 0183 |  | 69 | 80 | 86 | 0,47 | BERGERE LITTLE ARMCHAIR | 1554 | 777 | 1675 | 838 | 1325 | 663 | 1220 | 610 |























NON SFODERABILE

| <i>COD.</i> | | W Width (CM) | D Depth (CM) | H Height (CM) | MC Volume | NORA | PELLE B | PELLE B | PELLE C | PELLE C | TESS B | TESS B | CASHMERE | CASHMERE |
|-------------|---|---------------------------|---------------------------|----------------------------|---------------------|-------------------------------|------------|-------------|------------|-------------|-----------|-------------|----------|-------------|
| 1170 |  | 83 | 76 | 108 | 0,75 | SWIVEL CHAIR WITH RELAX 2 MOT | 4806 | 2403 | 4996 | 2497 | 4478 | 2239 | 4298 | 2148 |























NON SFODERABILE

| COD. | | W Width (CM) | D Depth (CM) | H Height (CM) | MC Volume | OSLO | PELLE B | PELLE B | PELLE C | PELLE C | TESS B | TESS B | CASHMERE | CASHMERE |
|------|---|---------------------------|---------------------------|----------------------------|---------------------|-----------------|------------|-------------|------------|-------------|-----------|-------------|----------|------------|
| 0164 |  | 71 | 84 | 79 | 0,49 | LITTLE ARMCHAIR | 2230 | 1115 | 2259 | 1129 | 2026 | 1013 | 1927 | 964 |























NON SFODERABILE

| COD. |  | W Width (CM) | D Depth (CM) | H Height (CM) | M ^C Volume | PUFFY | PELLE B | PELLE B | PELLE C | PELLE C | TESS B | TESS B | CASHMERE | CASHMERE |
|------|---|--------------------|--------------------|---------------------|--------------------------|------------------------------|------------|------------|------------|------------|-----------|-----------|----------|----------|
| 0430 |  | 224 | 88 | 88 | 1,73 | 3 SEATER LARGE | 3779 | 1890 | 4150 | 2075 | 3151 | 1575 | 2793 | 1396 |
| 0305 |  | 204 | 88 | 88 | 1,58 | 3 STR (2 CUSHIONS) | 3263 | 1631 | 3564 | 1782 | 2752 | 1376 | 2464 | 1232 |
| 0210 |  | 184 | 88 | 88 | 1,42 | 2 SEATER MAXI | 2906 | 1453 | 3183 | 1592 | 2436 | 1218 | 2171 | 1085 |
| 0200 |  | 150 | 88 | 88 | 1,16 | 2 SEATER | 2508 | 1254 | 2751 | 1375 | 2103 | 1051 | 1868 | 934 |
| 0100 |  | 97 | 88 | 88 | 0,75 | ARMCHAIR | 1675 | 838 | 1852 | 926 | 1354 | 677 | 1194 | 597 |
| 0432 |  | 202 | 88 | 88 | 1,56 | 3 STR LARGE 1 ARM LHF | 3196 | 1598 | 3486 | 1743 | 2702 | 1351 | 2427 | 1213 |
| 0431 |  | 202 | 88 | 88 | 1,56 | 3 STR LARGE 1 ARM RHF | 3196 | 1598 | 3486 | 1743 | 2702 | 1351 | 2427 | 1213 |
| 0345 |  | 182 | 88 | 88 | 1,41 | 3 STR (2 CUSHIONS) 1 ARM LHF | 3038 | 1519 | 3295 | 1648 | 2600 | 1300 | 2352 | 1176 |
| 0344 |  | 182 | 88 | 88 | 1,41 | 3 STR (2 CUSHIONS) 1 ARM RHF | 3038 | 1519 | 3295 | 1648 | 2600 | 1300 | 2352 | 1176 |
| 0212 |  | 162 | 88 | 88 | 1,25 | 2 STR MAXI 1 ARM LHF | 2681 | 1341 | 2916 | 1458 | 2281 | 1140 | 2054 | 1027 |
| 0211 |  | 162 | 88 | 88 | 1,25 | 2 STR MAXI 1 ARM RHF | 2681 | 1341 | 2916 | 1458 | 2281 | 1140 | 2054 | 1027 |
| 0202 |  | 128 | 88 | 88 | 0,99 | 2 STR 1 ARM LHF | 2273 | 1136 | 2479 | 1239 | 1921 | 961 | 1727 | 863 |
| 0201 |  | 128 | 88 | 88 | 0,99 | 2 STR 1 ARM RHF | 2273 | 1136 | 2479 | 1239 | 1921 | 961 | 1727 | 863 |
| 0109 |  | 112 | 88 | 88 | 0,87 | LARGE CHAIR 1 ARM LHF | 1769 | 885 | 1941 | 970 | 1481 | 740 | 1315 | 658 |
| 0108 |  | 112 | 88 | 88 | 0,87 | LARGE CHAIR 1 ARM RHF | 1769 | 885 | 1941 | 970 | 1481 | 740 | 1315 | 658 |
| 0117 |  | 102 | 88 | 88 | 0,79 | CHAIR 1 ARM LHF (2CUSHIONS) | 1683 | 842 | 1844 | 922 | 1421 | 710 | 1265 | 633 |
| 0116 |  | 102 | 88 | 88 | 0,79 | CHAIR 1 ARM RHF (2CUSHIONS) | 1683 | 842 | 1844 | 922 | 1421 | 710 | 1265 | 633 |
| 0112 |  | 92 | 88 | 88 | 0,71 | MAXI ARMCHAIR 1 ARM LHF | 1610 | 805 | 1759 | 880 | 1367 | 684 | 1220 | 610 |
| 0111 |  | 92 | 88 | 88 | 0,71 | MAXI ARMCHAIR 1 ARM RHF | 1610 | 805 | 1759 | 880 | 1367 | 684 | 1220 | 610 |
| 0102 |  | 75 | 88 | 88 | 0,58 | ARMCHAIR 1 ARM LHF | 1315 | 658 | 1445 | 723 | 1103 | 552 | 975 | 488 |
| 0101 |  | 75 | 88 | 88 | 0,58 | ARMCHAIR 1 ARM RHF | 1315 | 658 | 1445 | 723 | 1103 | 552 | 975 | 488 |




















NON SFODERABILE

| COD. |  | W Width (CM) | D Depth (CM) | H Height (CM) | M ^C Volume | PUFFY | PELLE B | PELLE B | PELLE C | PELLE C | TESS B | TESS B | CASHMERE | CASHMERE |
|------|---|--------------------|--------------------|---------------------|--------------------------|---|------------|------------|------------|------------|-----------|-----------|----------|----------|
| 0104 |  | 90 | 88 | 88 | 0,70 | BIG ARMLESS UNIT | 1340 | 670 | 1471 | 735 | 1123 | 561 | 995 | 497 |
| 0115 |  | 80 | 88 | 88 | 0,62 | ARMLESS UNIT (2 CUSHIONS) | 1259 | 629 | 1377 | 689 | 1066 | 533 | 946 | 473 |
| 0113 |  | 70 | 88 | 88 | 0,54 | MAXI ARMLESS UNIT | 1196 | 598 | 1304 | 652 | 1013 | 506 | 906 | 453 |
| 0103 |  | 53 | 88 | 88 | 0,41 | ARMLESS UNIT | 1071 | 535 | 1162 | 581 | 927 | 463 | 836 | 418 |
| 0738 |  | 167 | 88 | 88 | 1,29 | LARGE CHAIR PENINSULA LHF | 2090 | 1045 | 2284 | 1142 | 1758 | 879 | 1571 | 786 |
| 0737 |  | 167 | 88 | 88 | 1,29 | LARGE CHAIR PENINSULA RHF | 2090 | 1045 | 2284 | 1142 | 1758 | 879 | 1571 | 786 |
| 0716 |  | 157 | 88 | 88 | 1,22 | CHAIR (2 CUSHIONS)PENINSULA LHF | 2006 | 1003 | 2189 | 1094 | 1693 | 846 | 1518 | 759 |
| 0715 |  | 157 | 88 | 88 | 1,22 | CHAIR (2 CUSHIONS)PENINSULA RHF | 2006 | 1003 | 2189 | 1094 | 1693 | 846 | 1518 | 759 |
| 0714 |  | 147 | 88 | 88 | 1,14 | MAXI CHAIR PENINSULA LHF | 1926 | 963 | 2098 | 1049 | 1631 | 816 | 1466 | 733 |
| 0713 |  | 147 | 88 | 88 | 1,14 | MAXI CHAIR PENINSULA RHF | 1926 | 963 | 2098 | 1049 | 1631 | 816 | 1466 | 733 |
| 0712 |  | 130 | 88 | 88 | 1,00 | CHAIR PENINSULA LHF | 1805 | 902 | 1959 | 979 | 1555 | 778 | 1403 | 701 |
| 0711 |  | 130 | 88 | 88 | 1,00 | CHAIR PENINSULA RHF | 1805 | 902 | 1959 | 979 | 1555 | 778 | 1403 | 701 |
| 0762 |  | 205 | 109 | 88 | 1,59 | CORNER&CHAIR PENINSULA RHF | 3329 | 1665 | 3598 | 1799 | 2872 | 1436 | 2616 | 1308 |
| 0763 |  | 205 | 109 | 88 | 1,59 | CORNER&CHAIR PENINSULA LHF | 3329 | 1665 | 3598 | 1799 | 2872 | 1436 | 2616 | 1308 |
| 0602 |  | 109 | 109 | 88 | 1,05 | CORNER | 2171 | 1085 | 2336 | 1168 | 1895 | 948 | 1735 | 868 |
| 0699 |  | 180 | 88 | 88 | 1,39 | LHF STANDING ALONE CHAISE LONGUE | 2524 | 1262 | 2749 | 1375 | 2145 | 1072 | 1929 | 965 |
| 0698 |  | 180 | 88 | 88 | 1,39 | RHF STANDING ALONE CHAISE LONGUE | 2524 | 1262 | 2749 | 1375 | 2145 | 1072 | 1929 | 965 |
| 1440 |  | 224 | 88 | 88 | 1,73 | LARGE 3 SEATER WITH 2 ELECT.RECLINERS | 5007 | 2504 | 5380 | 2690 | 4380 | 2190 | 4022 | 2011 |
| 1444 |  | 224 | 88 | 88 | 1,73 | LARGE 3 SEATER WITH RHF RECLINER ELECT | 4329 | 2164 | 4688 | 2344 | 3694 | 1847 | 3358 | 1679 |
| 1445 |  | 224 | 88 | 88 | 1,73 | LARGE 3 SEATER WITH LHF RECLINER ELECT | 4329 | 2164 | 4688 | 2344 | 3694 | 1847 | 3358 | 1679 |
| 1342 |  | 204 | 88 | 88 | 1,58 | 3 STR (2 CUSHIONS) 2 ELECTRIC RECLINERS | 4662 | 2331 | 5011 | 2505 | 4063 | 2031 | 3732 | 1866 |


NON SFODERABILE

| COD. |  | W Width (CM) | D Depth (CM) | H Height (CM) | M ^C Volume | PUFFY | PELLE B | PELLE B | PELLE C | PELLE C | TESS B | TESS B | CASHMERE | CASHMERE |
|------|---|--------------------|--------------------|---------------------|--------------------------|--|------------|------------|------------|------------|-----------|-----------|----------|----------|
| 1341 |  | 204 | 88 | 88 | 1,58 | 3 STR (2 CUSHIONS) 1 LHF ELECTRIC RELAX | 4026 | 2013 | 4363 | 2181 | 3452 | 1726 | 3131 | 1566 |
| 1340 |  | 204 | 88 | 88 | 1,58 | 3 STR (2 CUSHIONS) 1 RHF ELECTRIC RELAX | 4026 | 2013 | 4363 | 2181 | 3452 | 1726 | 3131 | 1566 |
| 1230 |  | 184 | 88 | 88 | 1,42 | 2 STR MAXI 2 ELECTRIC RECLINERS | 4253 | 2126 | 4575 | 2287 | 3715 | 1857 | 3404 | 1702 |
| 1216 |  | 184 | 88 | 88 | 1,42 | 2 STR MAXI WITH LHF ELECTRIC RECLINER | 3668 | 1834 | 3979 | 1989 | 3128 | 1564 | 2835 | 1418 |
| 1215 |  | 184 | 88 | 88 | 1,42 | 2 STR MAXI WITH RHF ELECTRIC RECLINER | 3668 | 1834 | 3979 | 1989 | 3128 | 1564 | 2835 | 1418 |
| 1220 |  | 150 | 88 | 88 | 1,16 | 2 STR WITH 2 ELECTRIC RECLINERS | 3888 | 1944 | 4172 | 2086 | 3405 | 1703 | 3135 | 1567 |
| 1206 |  | 150 | 88 | 88 | 1,16 | 2 STR WITH LHF ELECTRIC RECLINER | 3264 | 1632 | 3538 | 1769 | 2791 | 1396 | 2534 | 1267 |
| 1205 |  | 150 | 88 | 88 | 1,16 | 2 STR WITH RHF ELECTRIC RECLINER | 3264 | 1632 | 3538 | 1769 | 2791 | 1396 | 2534 | 1267 |
| 1120 |  | 97 | 88 | 88 | 0,75 | ELECTRIC RECLINING ARMCHAIR | 2208 | 1104 | 2394 | 1197 | 1884 | 942 | 1709 | 855 |
| 1448 |  | 202 | 88 | 88 | 1,56 | LARGE 3 SEATER LHF WITH 2 RECLINER ELECT | 4591 | 2296 | 4925 | 2462 | 4019 | 2010 | 3702 | 1851 |
| 1447 |  | 202 | 88 | 88 | 1,56 | LARGE 3 SEATER RHF WITH 2 RECLINER ELECT | 4591 | 2296 | 4925 | 2462 | 4019 | 2010 | 3702 | 1851 |
| 1442 |  | 202 | 88 | 88 | 1,56 | LARGE 3 SEATER LHF WITH RECLINER ELECT. | 3963 | 1981 | 4283 | 2142 | 3410 | 1705 | 3107 | 1554 |
| 1441 |  | 202 | 88 | 88 | 1,56 | LARGE 3 SEATER RHF WITH RECLINER ELECT. | 3963 | 1981 | 4283 | 2142 | 3410 | 1705 | 3107 | 1554 |
| 1378 |  | 182 | 88 | 88 | 1,41 | 3 STR (2 CUSH)1 ARM LHF 2 ELECT RECLINER | 4431 | 2215 | 4742 | 2371 | 3907 | 1954 | 3609 | 1805 |
| 1377 |  | 182 | 88 | 88 | 1,41 | 3 STR (2 CUSH)1 ARM RHF 2 ELECT RECLINERS | 4431 | 2215 | 4742 | 2371 | 3907 | 1954 | 3609 | 1805 |
| 1338 |  | 182 | 88 | 88 | 1,41 | 3 STR (2 CUSH) 1 ARM RHF ELECTRIC RECLINER | 3791 | 1895 | 4086 | 2043 | 3282 | 1641 | 3002 | 1501 |
| 1339 |  | 182 | 88 | 88 | 1,41 | 3 STR (2 CUSH) 1 ARM LHF ELECTRIC RECLINER | 3791 | 1895 | 4086 | 2043 | 3282 | 1641 | 3002 | 1501 |
| 1228 |  | 162 | 88 | 88 | 1,25 | 2 STR MAXI 1 ARM LHF WITH 2 ELECT RECLINER | 4078 | 2039 | 4366 | 2183 | 3583 | 1792 | 3310 | 1655 |
| 1227 |  | 162 | 88 | 88 | 1,25 | 2 STR MAXI 1 ARM RHF WITH 2 ELECT RECLINER | 4078 | 2039 | 4366 | 2183 | 3583 | 1792 | 3310 | 1655 |
| 1232 |  | 162 | 88 | 88 | 1,25 | LHF 2 STR MAXI WITH ELECTRIC RECLINER | 3454 | 1727 | 3726 | 1863 | 3000 | 1500 | 2735 | 1367 |
| 1231 |  | 162 | 88 | 88 | 1,25 | RHF 2 STR MAXI WITH ELECTRIC RECLINER | 3454 | 1727 | 3726 | 1863 | 3000 | 1500 | 2735 | 1367 |






NON SFODERABILE

| COD. |  | W Width (CM) | D Depth (CM) | H Height (CM) | M ^C Volume | PUFFY | PELLE B | PELLE B | PELLE C | PELLE C | TESS B | TESS B | CASHMERE | CASHMERE |
|------|---|--------------------|--------------------|---------------------|--------------------------|--|------------|------------|------------|------------|-----------|-----------|----------|----------|
| 1225 |  | 128 | 88 | 88 | 0,99 | 2 STR 1 ARM LHF WITH 2 ELECTRIC RECLINER | 3632 | 1816 | 3875 | 1938 | 3216 | 1608 | 2984 | 1492 |
| 1224 |  | 128 | 88 | 88 | 0,99 | 2 STR 1 ARM RHF WITH 2 ELECTRIC RECLINER | 3632 | 1816 | 3875 | 1938 | 3216 | 1608 | 2984 | 1492 |
| 1222 |  | 128 | 88 | 88 | 0,99 | 2 STR 1 ARM LHF WITH ELECTRIC RECLINER | 3015 | 1507 | 3246 | 1623 | 2618 | 1309 | 2398 | 1199 |
| 1221 |  | 128 | 88 | 88 | 0,99 | 2 STR 1 ARM RHF WITH ELECTRIC RECLINER | 3015 | 1507 | 3246 | 1623 | 2618 | 1309 | 2398 | 1199 |
| 1135 |  | 112 | 88 | 88 | 0,87 | LARGE CHAIR 1 ARM LHF WITH ELECTRIC RECLINER | 2428 | 1214 | 2616 | 1308 | 2108 | 1054 | 1926 | 963 |
| 1134 |  | 112 | 88 | 88 | 0,87 | LARGE CHAIR 1 ARM RHF WITH ELECTRIC RECLINER | 2428 | 1214 | 2616 | 1308 | 2108 | 1054 | 1926 | 963 |
| 1143 |  | 102 | 88 | 88 | 0,79 | CHAIR (2 CUSH)1 ARM LHF WITH ELECT RECLINER | 2343 | 1171 | 2519 | 1260 | 2048 | 1024 | 1876 | 938 |
| 1142 |  | 102 | 88 | 88 | 0,79 | CHAIR (2 CUSH)1 ARM RHF WITH ELECT RECLINER | 2343 | 1171 | 2519 | 1260 | 2048 | 1024 | 1876 | 938 |
| 1125 |  | 92 | 88 | 88 | 0,71 | MAXI CHAIR 1 ARM LHF WITH ELECTRIC RECLINER | 2263 | 1132 | 2428 | 1214 | 1988 | 994 | 1827 | 914 |
| 1124 |  | 92 | 88 | 88 | 0,71 | MAXI CHAIR 1 ARM RHF WITH ELECTRIC RECLINER | 2263 | 1132 | 2428 | 1214 | 1988 | 994 | 1827 | 914 |
| 1122 |  | 75 | 88 | 88 | 0,58 | CHAIR 1 ARM LHF WITH ELECTRIC RECLINER | 1950 | 975 | 2093 | 1047 | 1707 | 854 | 1570 | 785 |
| 1121 |  | 75 | 88 | 88 | 0,58 | CHAIR 1 ARM RHF WITH ELECTRIC RECLINER | 1950 | 975 | 2093 | 1047 | 1707 | 854 | 1570 | 785 |
| 1433 |  | 90 | 88 | 88 | 0,70 | LARGE ARMLESS WITH ELECTRIQUE RECLINER | 1988 | 994 | 2134 | 1067 | 1735 | 868 | 1597 | 799 |
| 1162 |  | 80 | 88 | 88 | 0,62 | ARMLESS CHAIR ELECTRIC RECL | 1946 | 973 | 2091 | 1046 | 1670 | 835 | 1542 | 771 |
| 1128 |  | 70 | 88 | 88 | 0,54 | ARMLESS MAXI CHAIR WITH ELECTRIC RECLINER | 1814 | 907 | 1936 | 968 | 1610 | 805 | 1490 | 745 |
| 1118 |  | 53 | 88 | 88 | 0,41 | ARMLESS CHAIR WITH ELECTRIC RECL | 1767 | 884 | 1891 | 945 | 1511 | 756 | 1416 | 708 |
| 0801 |  | 80 | 80 | 39 | 0,25 | SQUARE FOOTSTOOL | 1074 | 537 | 1192 | 596 | 876 | 438 | 763 | 382 |
| 0001 |  | 45 | 5 | 30 | 0,00 | HEADREST | 149 | 75 | 170 | 85 | 131 | 66 | 104 | 52 |























SFODERABILE

| COD. | | W Width (CM) | D Depth (CM) | H Height (CM) | MC Volume | QQ | PELLE B | PELLE B | PELLE C | PELLE C | TESS B | TESS B | CASHMERE | CASHMERE |
|------|---|---------------------------|---------------------------|----------------------------|---------------------|--------------------|------------|------------|------------|------------|-----------|------------|----------|------------|
| 0196 |  | 68 | 81 | 71 | 0,39 | ARMCHAIR/FOOTSTOOL | | | | | 1780 | 890 | 1700 | 850 |























NON SFODERABILE

| COD. | | W Width (CM) | D Depth (CM) | H Height (CM) | MC Volume | RANDY | PELLE B | PELLE B | PELLE C | PELLE C | TESS B | TESS B | CASHMERE | CASHMERE |
|------|---|---------------------------|---------------------------|----------------------------|---------------------|---------------------|------------|------------|------------|-------------|-----------|------------|----------|------------|
| 0164 |  | 70 | 93 | 91 | 0,59 | LITTLE ARMCHAIR | 1511 | 756 | 1669 | 834 | 1345 | 673 | 1218 | 608 |
| 0123 |  | 70 | 93 | 91 | 0,59 | SWIVELLING CHAIR | 1693 | 847 | 1855 | 927 | 1533 | 767 | 1405 | 702 |
| 0177 |  | 75 | 93 | 96 | 0,67 | XL ARMCHAIR | 1791 | 896 | 1964 | 981 | 1635 | 817 | 1491 | 746 |
| 0178 |  | 75 | 93 | 96 | 0,67 | SWIVELLING XL CHAIR | 1974 | 987 | 2150 | 1075 | 1822 | 911 | 1678 | 838 |
| 0801 |  | 52 | 52 | 40 | 0,11 | SQUARE FOOTSTOOL | 922 | 461 | 999 | 499 | 904 | 452 | 825 | 412 |























NON SFODERABILE

| COD. |  | W Width (CM) | D Depth (CM) | H Height (CM) | M ^C Volume | SAUVANNE | PELLE B | PELLE B | PELLE C | PELLE C | TESS B | TESS B | CASHMERE | CASHMERE |
|------|---|--------------------|--------------------|---------------------|--------------------------|------------------------------|------------|------------|------------|------------|-----------|-----------|----------|----------|
| 0430 |  | 242 | 110 | 76 | 2,02 | 3 SEATER LARGE | 4177 | 2089 | 4651 | 2325 | 3756 | 1879 | 3193 | 1597 |
| 0300 |  | 224 | 110 | 76 | 2,06 | 3 SEATER | 4612 | 2306 | 5105 | 2552 | 4202 | 2101 | 3565 | 1783 |
| 0305 |  | 208 | 110 | 76 | 1,91 | 3 STR (2 CUSHIONS) | 4137 | 2069 | 4583 | 2291 | 3681 | 1841 | 3130 | 1566 |
| 0210 |  | 188 | 110 | 76 | 1,73 | 2 SEATER MAXI | 3812 | 1906 | 4233 | 2117 | 3429 | 1715 | 2909 | 1455 |
| 0200 |  | 166 | 110 | 76 | 1,53 | 2 SEATER | 3435 | 1717 | 3820 | 1910 | 3077 | 1538 | 2611 | 1306 |
| 0100 |  | 108 | 110 | 76 | 0,99 | ARMCHAIR | 2246 | 1123 | 2517 | 1259 | 1944 | 972 | 1648 | 824 |
| 0432 |  | 217 | 110 | 76 | 1,81 | 3 STR LARGE 1 ARM LHF | 3849 | 1925 | 4262 | 2131 | 3506 | 1753 | 3007 | 1503 |
| 0431 |  | 217 | 110 | 76 | 1,81 | 3 STR LARGE 1 ARM RHF | 3849 | 1925 | 4262 | 2131 | 3506 | 1753 | 3007 | 1503 |
| 0302 |  | 199 | 110 | 76 | 1,83 | 3 STR 1 ARM LHF | 4191 | 2096 | 4611 | 2305 | 3897 | 1949 | 3305 | 1652 |
| 0301 |  | 199 | 110 | 76 | 1,83 | 3 STR 1 ARM RHF | 4191 | 2096 | 4611 | 2305 | 3897 | 1949 | 3305 | 1652 |
| 0345 |  | 183 | 110 | 76 | 1,68 | 3 STR (2 CUSHIONS) 1 ARM LHF | 3721 | 1860 | 4094 | 2047 | 3457 | 1728 | 2933 | 1467 |
| 0344 |  | 183 | 110 | 76 | 1,68 | 3 STR (2 CUSHIONS) 1 ARM RHF | 3721 | 1860 | 4094 | 2047 | 3457 | 1728 | 2933 | 1467 |
| 0212 |  | 163 | 110 | 76 | 1,50 | 2 STR MAXI 1 ARM LHF | 3365 | 1682 | 3707 | 1853 | 3115 | 1557 | 2642 | 1321 |
| 0211 |  | 163 | 110 | 76 | 1,50 | 2 STR MAXI 1 ARM RHF | 3365 | 1682 | 3707 | 1853 | 3115 | 1557 | 2642 | 1321 |
| 0202 |  | 141 | 110 | 76 | 1,30 | 2 STR 1 ARM LHF | 3014 | 1507 | 3325 | 1662 | 2772 | 1386 | 2352 | 1177 |
| 0201 |  | 141 | 110 | 76 | 1,30 | 2 STR 1 ARM RHF | 3014 | 1507 | 3325 | 1662 | 2772 | 1386 | 2352 | 1177 |
| 0109 |  | 121 | 110 | 76 | 1,01 | LARGE CHAIR 1 ARM LHF | 2177 | 1088 | 2421 | 1212 | 1962 | 981 | 1670 | 834 |
| 0108 |  | 121 | 110 | 76 | 1,01 | LARGE CHAIR 1 ARM RHF | 2177 | 1088 | 2421 | 1212 | 1962 | 981 | 1670 | 834 |
| 0117 |  | 104 | 110 | 76 | 0,96 | CHAIR 1 ARM LHF (2CUSHIONS) | 2158 | 1079 | 2394 | 1196 | 1855 | 927 | 1576 | 788 |
| 0116 |  | 104 | 110 | 76 | 0,96 | CHAIR 1 ARM RHF (2CUSHIONS) | 2158 | 1079 | 2394 | 1196 | 1855 | 927 | 1576 | 788 |
| 0112 |  | 94 | 110 | 76 | 0,86 | MAXI ARMCHAIR 1 ARM LHF | 1954 | 977 | 2168 | 1084 | 1767 | 883 | 1497 | 749 |























NON SFODERABILE

| COD. |  | W Width (CM) | D Depth (CM) | H Height (CM) | MC Volume | SAUVANNE | PELLE B | PELLE B | PELLE C | PELLE C | TESS B | TESS B | CASHMERE | CASHMERE |
|------|---|--------------------|--------------------|---------------------|--------------|---------------------------------|------------|-------------|------------|-------------|-----------|-------------|----------|-------------|
| 0111 |  | 94 | 110 | 76 | 0,86 | MAXI ARMCHAIR 1 ARM RHF | 1954 | 977 | 2168 | 1084 | 1767 | 883 | 1497 | 749 |
| 0102 |  | 83 | 110 | 76 | 0,76 | ARMCHAIR 1 ARM LHF | 1772 | 885 | 1968 | 984 | 1592 | 797 | 1352 | 675 |
| 0101 |  | 83 | 110 | 76 | 0,76 | ARMCHAIR 1 ARM RHF | 1772 | 885 | 1968 | 984 | 1592 | 797 | 1352 | 675 |
| 0203 |  | 116 | 110 | 76 | 1,07 | ARMLESS 2 STR | 2535 | 1267 | 2767 | 1384 | 2416 | 1209 | 2051 | 1025 |
| 0104 |  | 96 | 110 | 76 | 0,80 | BIG ARMLESS UNIT | 1855 | 927 | 2038 | 1019 | 1714 | 857 | 1486 | 744 |
| 0115 |  | 79 | 110 | 76 | 0,73 | ARMLESS UNIT (2 CUSHIONS) | 1710 | 855 | 1867 | 934 | 1654 | 827 | 1404 | 702 |
| 0113 |  | 69 | 110 | 76 | 0,63 | MAXI ARMLESS UNIT | 1528 | 764 | 1668 | 834 | 1459 | 729 | 1237 | 619 |
| 0103 |  | 58 | 110 | 76 | 0,53 | ARMLESS UNIT | 1343 | 672 | 1470 | 734 | 1279 | 639 | 1083 | 542 |
| 0602 |  | 137 | 137 | 76 | 1,57 | CORNER | 2164 | 1082 | 2384 | 1192 | 1971 | 985 | 1660 | 830 |
| 0608 |  | 117 | 117 | 76 | 1,14 | SQUARE CORNER W/MECHANISMS | 2662 | 1332 | 2949 | 1474 | 2182 | 1090 | 2074 | 1036 |
| 0697 |  | 104 | 166 | 76 | 1,44 | CHAISE LONGUE (2 CUSHIONS) LHF | 2798 | 1398 | 3071 | 1535 | 2594 | 1296 | 2228 | 1114 |
| 0696 |  | 104 | 166 | 76 | 1,44 | CHAISE LONGUE (2 CUSHIONS) RHF | 2798 | 1398 | 3071 | 1535 | 2594 | 1296 | 2228 | 1114 |
| 0705 |  | 94 | 166 | 76 | 1,30 | CHAISELONGUE MAXI 1 ARM LHF | 2773 | 1387 | 3038 | 1519 | 2583 | 1291 | 2229 | 1114 |
| 0704 |  | 94 | 166 | 76 | 1,30 | CHAISELONGUE MAXI 1 ARM RHF | 2773 | 1387 | 3038 | 1519 | 2583 | 1291 | 2229 | 1114 |
| 0701 |  | 83 | 166 | 76 | 1,15 | CHAISELONGUE 1 ARM LHF | 2536 | 1267 | 2789 | 1394 | 2358 | 1180 | 2001 | 1001 |
| 0700 |  | 83 | 166 | 76 | 1,15 | CHAISELONGUE 1 ARM RHF | 2536 | 1267 | 2789 | 1394 | 2358 | 1180 | 2001 | 1001 |
| 0716 |  | 147 | 110 | 76 | 1,35 | CHAIR (2 CUSHIONS)PENINSULA LHF | 2460 | 1230 | 2706 | 1354 | 2248 | 1124 | 1936 | 969 |
| 0715 |  | 147 | 110 | 76 | 1,35 | CHAIR (2 CUSHIONS)PENINSULA RHF | 2460 | 1230 | 2706 | 1354 | 2248 | 1124 | 1936 | 969 |
| 0714 |  | 137 | 110 | 76 | 1,26 | MAXI CHAIR PENINSULA LHF | 2345 | 1172 | 2565 | 1283 | 2194 | 1097 | 1857 | 929 |
| 0713 |  | 137 | 110 | 76 | 1,26 | MAXI CHAIR PENINSULA RHF | 2345 | 1172 | 2565 | 1283 | 2194 | 1097 | 1857 | 929 |
| 0712 |  | 126 | 110 | 76 | 1,16 | CHAIR PENINSULA LHF | 2273 | 1135 | 2480 | 1239 | 2134 | 1067 | 1853 | 926 |







NON SFODERABILE

| COD. |  | W Width (CM) | D Depth (CM) | H Height (CM) | M^C Volume | SAUVANNE | PELLE B | PELLE B | PELLE C | PELLE C | TESS B | TESS B | CASHMERE | CASHMERE |
|------|---|---------------------------|---------------------------|----------------------------|--------------------------------|---|------------|-------------|------------|-------------|-----------|-------------|----------|-------------|
| 0711 |  | 126 | 110 | 76 | 1,16 | CHAIR PENINSULA RHF | 2273 | 1135 | 2480 | 1239 | 2134 | 1067 | 1853 | 926 |
| 1383 |  | 242 | 110 | 76 | 2,02 | 3 STR LARGE 2 RELAX 2 MOT | 6203 | 3102 | 6803 | 3402 | 5741 | 2870 | 4998 | 2498 |
| 1385 |  | 242 | 110 | 76 | 2,02 | 3 STR LARGE 1 LHF RELAX 2 MOT | 5251 | 2625 | 5797 | 2898 | 4803 | 2402 | 4140 | 2071 |
| 1384 |  | 242 | 110 | 76 | 2,02 | 3 STR LARGE 1 RHF RELAX 2 MOT | 5251 | 2625 | 5797 | 2898 | 4803 | 2402 | 4140 | 2071 |
| 1359 |  | 224 | 110 | 76 | 2,06 | 3 STR WITH 2 RELAX 2 MOTORS | 6715 | 3357 | 7315 | 3657 | 6486 | 3244 | 5501 | 2752 |
| 1372 |  | 224 | 110 | 76 | 2,06 | 3 STR WITH LHF RELAX 2 MOTORS | 5811 | 2906 | 6363 | 3181 | 5511 | 2756 | 4673 | 2337 |
| 1371 |  | 224 | 110 | 76 | 2,06 | 3 STR WITH RHF RELAX 2 MOTORS | 5811 | 2906 | 6363 | 3181 | 5511 | 2756 | 4673 | 2337 |
| 1317 |  | 208 | 110 | 76 | 1,91 | 3 STR (2 CUSHIONS) 2 RELAX AND 2 MOTORS | 6107 | 3053 | 6720 | 3360 | 5677 | 2839 | 4896 | 2448 |
| 1374 |  | 208 | 110 | 76 | 1,91 | 3 STR (2 CUSHIONS) 1 LHF RELAX 2 MOTORS | 5243 | 2621 | 5752 | 2875 | 4694 | 2347 | 4024 | 2011 |
| 1373 |  | 208 | 110 | 76 | 1,91 | 3 STR (2 CUSHIONS) 1 RHF RELAX 2 MOTORS | 5243 | 2621 | 5752 | 2875 | 4694 | 2347 | 4024 | 2011 |
| 1239 |  | 188 | 110 | 76 | 1,73 | 2 STR MAXI 2 RECLINERS 2 MOTORS | 5831 | 2915 | 6354 | 3177 | 5646 | 2823 | 4789 | 2394 |
| 1218 |  | 188 | 110 | 76 | 1,73 | 2 STR MAXI LHF RECLINERS 2 MOTORS | 4869 | 2436 | 5346 | 2672 | 4589 | 2295 | 3891 | 1946 |
| 1217 |  | 188 | 110 | 76 | 1,73 | 2 STR MAXI RHF RECLINERS 2 MOTORS | 4869 | 2436 | 5346 | 2672 | 4589 | 2295 | 3891 | 1946 |
| 1244 |  | 166 | 110 | 76 | 1,53 | 2 STR 2 RECLINERS 2 MOTORS | 5435 | 2717 | 5915 | 2957 | 5280 | 2640 | 4479 | 2239 |
| 1236 |  | 166 | 110 | 76 | 1,53 | 2 STR LHF RECLINERS 2 MOTORS | 4489 | 2244 | 4925 | 2462 | 4235 | 2117 | 3591 | 1795 |
| 1235 |  | 166 | 110 | 76 | 1,53 | 2 STR RHF RECLINERS 2 MOTORS | 4489 | 2244 | 4925 | 2462 | 4235 | 2117 | 3591 | 1795 |
| 1126 |  | 108 | 110 | 76 | 0,99 | RECLINER CHAIR 2 MOTORS | 3618 | 1809 | 3947 | 1974 | 3477 | 1739 | 2948 | 1474 |
| 1387 |  | 217 | 110 | 76 | 1,81 | 3 STR LARGE 1 ARM LHF 2 RELAX 2 MOT | 5856 | 2928 | 6395 | 3197 | 5478 | 2739 | 4798 | 2400 |
| 1386 |  | 217 | 110 | 76 | 1,81 | 3 STR LARGE 1 ARM RHF 2 RELAX 2 MOT | 5856 | 2928 | 6395 | 3197 | 5478 | 2739 | 4798 | 2400 |
| 1389 |  | 217 | 110 | 76 | 1,81 | 3 STR LARGE 1 ARM LHF 1 RELAX 2 MOT | 4941 | 2471 | 5425 | 2712 | 4568 | 2284 | 3970 | 1985 |
| 1388 |  | 217 | 110 | 76 | 1,81 | 3 STR LARGE 1 ARM RHF 1 RELAX 2 MOT | 4941 | 2471 | 5425 | 2712 | 4568 | 2284 | 3970 | 1985 |




















NON SFODERABILE

| COD. |  | W Width (CM) | D Depth (CM) | H Height (CM) | M ^C Volume | SAUVANNE | PELLE B | PELLE B | PELLE C | PELLE C | TESS B | TESS B | CASHMERE | CASHMERE |
|------|---|--------------------|--------------------|---------------------|--------------------------|---|------------|------------|------------|------------|-----------|-----------|----------|----------|
| 1307 |  | 199 | 110 | 76 | 1,83 | 3 STR 1 ARM LHF RECLINER W/2 MOTORS | 5252 | 2625 | 5726 | 2863 | 5056 | 2529 | 4288 | 2145 |
| 1306 |  | 199 | 110 | 76 | 1,83 | 3 STR 1 ARM RHF RECLINER W/2 MOTORS | 5252 | 2625 | 5726 | 2863 | 5056 | 2529 | 4288 | 2145 |
| 1357 |  | 183 | 110 | 76 | 1,53 | 3 STR (2 CUSHIONS) 1 ARM LHF 2REC 2MOTORS | 5362 | 2682 | 5843 | 2920 | 5056 | 2529 | 4436 | 2217 |
| 1356 |  | 183 | 110 | 76 | 1,53 | 3 STR (2 CUSHIONS) 1 ARM RHF 2REC 2MOTORS | 5362 | 2682 | 5843 | 2920 | 5056 | 2529 | 4436 | 2217 |
| 1335 |  | 183 | 110 | 76 | 1,68 | 3 STR (2 CUSH)1 ARM LHF RECLINER 2 MOTORS | 4794 | 2396 | 5226 | 2614 | 4492 | 2246 | 3852 | 1926 |
| 1334 |  | 183 | 110 | 76 | 1,68 | 3 STR (2 CUSH)1 ARM RHF RECLINER 2 MOTORS | 4794 | 2396 | 5226 | 2614 | 4492 | 2246 | 3852 | 1926 |
| 1241 |  | 163 | 110 | 76 | 1,36 | 2 STR MAXI 1 ARM LHF 2 RECLINERS 2 MOTORS | 5018 | 2509 | 5463 | 2732 | 4735 | 2367 | 4161 | 2080 |
| 1240 |  | 163 | 110 | 76 | 1,36 | 2 STR MAXI 1 ARM RHF 2 RECLINERS 2 MOTORS | 5018 | 2509 | 5463 | 2732 | 4735 | 2367 | 4161 | 2080 |
| 1246 |  | 163 | 110 | 76 | 1,50 | 2 STR MAXI 1 ARM LHF RECLINER 2 MOTORS | 4442 | 2222 | 4845 | 2423 | 4282 | 2141 | 3606 | 1802 |
| 1245 |  | 163 | 110 | 76 | 1,50 | 2 STR MAXI 1 ARM RHF RECLINER 2 MOTORS | 4442 | 2222 | 4845 | 2423 | 4282 | 2141 | 3606 | 1802 |
| 1243 |  | 141 | 110 | 76 | 1,18 | 2 STR 1 ARM LHF 2 RECLINER 2MOTORS | 4652 | 2326 | 5056 | 2529 | 4406 | 2203 | 3879 | 1939 |
| 1242 |  | 141 | 110 | 76 | 1,18 | 2 STR 1 ARM RHF 2 RECLINER 2MOTORS | 4652 | 2326 | 5056 | 2529 | 4406 | 2203 | 3879 | 1939 |
| 1238 |  | 141 | 110 | 76 | 1,30 | 2 STR 1 ARM LHF RECLINER 2MOTORS | 4062 | 2031 | 4426 | 2212 | 3918 | 1959 | 3323 | 1661 |
| 1237 |  | 141 | 110 | 76 | 1,30 | 2 STR 1 ARM RHF RECLINER 2MOTORS | 4062 | 2031 | 4426 | 2212 | 3918 | 1959 | 3323 | 1661 |
| 1164 |  | 121 | 110 | 76 | 1,01 | ARMCHAIR LARGE 1 ARM LHF RELAX 2 MOT | 3128 | 1565 | 3430 | 1715 | 2900 | 1449 | 2526 | 1263 |
| 1163 |  | 121 | 110 | 76 | 1,01 | ARMCHAIR LARGE 1 ARM RHF RELAX 2 MOT | 3128 | 1565 | 3430 | 1715 | 2900 | 1449 | 2526 | 1263 |
| 1155 |  | 104 | 110 | 76 | 0,96 | CHAIR (2 CUSH) 1 ARM LHF WITH 2 MOTORS | 3055 | 1528 | 3360 | 1680 | 2839 | 1420 | 2448 | 1224 |
| 1154 |  | 104 | 110 | 76 | 0,96 | CHAIR (2 CUSH) 1 ARM RHF WITH 2 MOTORS | 3055 | 1528 | 3360 | 1680 | 2839 | 1420 | 2448 | 1224 |
| 1158 |  | 94 | 110 | 76 | 0,86 | MAXI CHAIR 1 ARM LHF RECLINER 2 MOTORS | 2915 | 1459 | 3178 | 1588 | 2822 | 1411 | 2394 | 1197 |
| 1157 |  | 94 | 110 | 76 | 0,86 | MAXI CHAIR 1 ARM RHF RECLINER 2 MOTORS | 2915 | 1459 | 3178 | 1588 | 2822 | 1411 | 2394 | 1197 |
| 1152 |  | 83 | 110 | 76 | 0,76 | CHAIR 1 ARM LHF WITH 2 MOTORS | 2717 | 1360 | 2958 | 1479 | 2640 | 1320 | 2239 | 1120 |

NON SFODERABILE

| COD. | | W Width (CM) | D Depth (CM) | H Height (CM) | MC Volume | SAUVANNE | PELLE B | PELLE B | PELLE C | PELLE C | TESS B | TESS B | CASHMERE | CASHMERE |
|------|---|---------------------------|---------------------------|----------------------------|---------------------|--|------------|-------------|------------|-------------|-----------|-------------|----------|-------------|
| 1151 |  | 83 | 110 | 76 | 0,76 | CHAIR 1 ARM RHF WITH 2 MOTORS | 2717 | 1360 | 2958 | 1479 | 2640 | 1320 | 2239 | 1120 |
| 1165 |  | 96 | 110 | 76 | 0,80 | ARMLESS LARGE CHAIR RECLINER 2 MOT | 2777 | 1389 | 3009 | 1505 | 2622 | 1311 | 2319 | 1160 |
| 1153 |  | 79 | 110 | 76 | 0,73 | ARMLESS CHAIR (2 CUSH) RECLINER W/2 MOTORS | 2730 | 1365 | 2939 | 1470 | 2599 | 1299 | 2238 | 1119 |
| 1156 |  | 69 | 110 | 76 | 0,63 | ARMLESS MAXI CHAIR RECLINER W/2 MOTORS | 2562 | 1281 | 2757 | 1378 | 2583 | 1291 | 2190 | 1094 |
| 1159 |  | 58 | 110 | 76 | 0,53 | ARMLESS CHAIR RECLINER W/2 MOTORS | 2366 | 1183 | 2541 | 1270 | 2400 | 1200 | 2037 | 1018 |
| 0801 |  | 85 | 85 | 44 | 0,35 | SQUARE FOOTSTOOL | 894 | 447 | 991 | 496 | 802 | 401 | 679 | 341 |

NON SFODERABILE























| COD. |  | W Width (CM) | D Depth (CM) | H Height (CM) | MC Volume | SELY | PELLE B | PELLE B | PELLE C | PELLE C | TESS B | TESS B | CASHMERE | CASHMERE |
|------|---|---------------------------|---------------------------|----------------------------|---------------------|---------------------------------|------------|-------------|------------|-------------|-----------|-------------|----------|-------------|
| 0584 |  | 127 | 107 | 73 | 0,99 | "XL" ARMLESS CHAIR | 2020 | 1010 | 2235 | 1117 | 1794 | 897 | 1610 | 805 |
| 0587 |  | 107 | 107 | 73 | 0,84 | "L" ARMLESS CHAIR | 1663 | 831 | 1846 | 923 | 1541 | 770 | 1383 | 692 |
| 0586 |  | 94 | 107 | 73 | 0,73 | "M" ARMLESS CHAIR | 1556 | 778 | 1719 | 860 | 1389 | 695 | 1248 | 624 |
| 0585 |  | 84 | 107 | 73 | 0,66 | "S" ARMLESS CHAIR | 1489 | 745 | 1639 | 820 | 1336 | 668 | 1207 | 603 |
| 0591 |  | 127 | 165 | 73 | 1,53 | "XL" ARMLESS CHAISELONGUE | 2513 | 1257 | 2769 | 1384 | 2236 | 1118 | 2022 | 1011 |
| 0590 |  | 107 | 165 | 73 | 1,29 | "L" ARMLESS CHAISELONGUE | 2324 | 1162 | 2542 | 1271 | 2026 | 1013 | 1840 | 920 |
| 0589 |  | 94 | 165 | 73 | 1,13 | "M" ARMLESS CHAISELONGUE | 2201 | 1100 | 2396 | 1198 | 1930 | 965 | 1763 | 882 |
| 0588 |  | 84 | 165 | 73 | 1,01 | "S" ARMLESS CHAISELONGUE | 2104 | 1052 | 2282 | 1141 | 1846 | 923 | 1696 | 848 |
| 0595 |  | 127 | 107 | 73 | 0,99 | "XL" ARMLESS RLX CHAIR 2 MOTORS | 2973 | 1487 | 3212 | 1606 | 2720 | 1360 | 2517 | 1259 |
| 0594 |  | 107 | 107 | 73 | 0,84 | "L" ARMLESS RLX CHAIR 2 MOTORS | 2560 | 1280 | 2767 | 1383 | 2343 | 1172 | 2167 | 1083 |
| 0593 |  | 94 | 107 | 73 | 0,73 | "M" ARMLESS RLX CHAIR 2 MOTORS | 2455 | 1227 | 2640 | 1320 | 2260 | 1130 | 2103 | 1051 |
| 0592 |  | 84 | 107 | 73 | 0,66 | "S" ARMLESS RLX CHAIR 2 MOTORS | 2398 | 1199 | 2566 | 1283 | 2222 | 1111 | 2079 | 1039 |
| 0596 |  | | | | 0,00 | RHF SIDE PANEL ARMCHAIR | 197 | 98 | 235 | 118 | 167 | 83 | 129 | 65 |
| 0597 |  | | | | 0,00 | LHF SIDE PANEL ARMCHAIR | 197 | 98 | 235 | 118 | 167 | 83 | 129 | 65 |
| 0598 |  | | | | 0,00 | RHF SIDE PANEL CHAISELONGUE | 266 | 133 | 323 | 161 | 213 | 106 | 161 | 80 |
| 0599 |  | | | | 0,00 | LHF SIDE PANEL CHAISELONGUE | 266 | 133 | 323 | 161 | 213 | 106 | 161 | 80 |
| 0801 |  | 95 | 95 | 40 | 0,36 | SQUARE FOOTSTOOL | 861 | 430 | 962 | 481 | 838 | 419 | 716 | 358 |
| 0813 |  | 85 | 95 | 38 | 0,27 | TRAPEZOID FOOTSTOOL | 747 | 373 | 827 | 414 | 709 | 354 | 619 | 310 |

| COD. | | W Width (CM) | D Depth (CM) | H Height (CM) | MC Volume | SELFY TABLE | PELLE B | PELLE B | PELLE C | PELLE C | TESS B | TESS B | CASHMERE | CASHMERE |
|------|--|--------------------|--------------------|---------------------|--------------|---------------------------|------------|------------|------------|------------|-----------|-----------|----------|----------|
| 0051 | | 95 | 95 | 40 | 0,36 | SELFY ANGOLARE 95X95 H.40 | 794 | 397 | | | | | | |
| 0052 | | 80 | 80 | 35 | 0,22 | SELFY 80X80 H.35 | 770 | 385 | | | | | | |
| 0053 | | 50 | 50 | 60 | 0,15 | SELFY 50X50 H.52 | 646 | 323 | | | | | | |
| 0056 | | 55 | 95 | 40 | 0,21 | SELFY 95X55 H.40 | 708 | 354 | | | | | | |
| 0057 | | 35 | 95 | 40 | 0,13 | SELFY TABLE KEYSTON BIG | 786 | 393 | | | | | | |
| 0058 | | 25 | 95 | 40 | 0,10 | SELFY TRAPEZIO PICCOLO | 745 | 373 | | | | | | |
| 0054 | | 25 | 35 | 65 | 0,06 | SELFY HIGH TABLE SERVETTO | 359 | 180 | | | | | | |
| 0055 | | 25 | 35 | 52 | 0,05 | SELFY TABLE LOW SERVETTO | 343 | 172 | | | | | | |























NON SFODERABILE

| COD. | | W Width (CM) | D Depth (CM) | H Height (CM) | MC Volume | STEFANIE | PELLE | PELLE | PELLE | PELLE | TESS | TESS | CASHMERE | CASHMERE |
|------|--|--------------------|--------------------|---------------------|--------------|------------------------------|-------|-------|-------|-------|------|------|----------|----------|
| | | | | | | | B | B | C | C | B | B | | |
| 0430 | | 232 | 108 | 74 | 1,85 | 3 SEATER LARGE | 4087 | 2043 | 4531 | 2265 | 3558 | 1779 | 3139 | 1570 |
| 0305 | | 206 | 108 | 74 | 1,65 | 3 STR (2 CUSHIONS) | 3762 | 1882 | 4169 | 2085 | 3276 | 1638 | 2893 | 1445 |
| 0210 | | 186 | 108 | 74 | 1,49 | 2 SEATER MAXI | 3452 | 1726 | 3831 | 1917 | 2999 | 1499 | 2642 | 1322 |
| 0200 | | 164 | 108 | 74 | 1,31 | 2 SEATER | 3127 | 1564 | 3477 | 1739 | 2713 | 1357 | 2386 | 1193 |
| 0176 | | 169 | 108 | 74 | 1,35 | LITTLE XL ARMCHAIR | 3014 | 1507 | 3353 | 1677 | 2616 | 1308 | 2300 | 1150 |
| 0100 | | 106 | 108 | 74 | 0,85 | ARMCHAIR | 2231 | 1116 | 2478 | 1238 | 1939 | 970 | 1707 | 854 |
| 0432 | | 208 | 108 | 74 | 1,66 | 3 STR LARGE 1 ARM LHF | 3563 | 1781 | 3936 | 1969 | 3111 | 1556 | 2753 | 1376 |
| 0431 | | 208 | 108 | 74 | 1,66 | 3 STR LARGE 1 ARM RHF | 3563 | 1781 | 3936 | 1969 | 3111 | 1556 | 2753 | 1376 |
| 0345 | | 182 | 108 | 74 | 1,45 | 3 STR (2 CUSHIONS) 1 ARM LHF | 3237 | 1619 | 3577 | 1788 | 2829 | 1415 | 2505 | 1253 |
| 0344 | | 182 | 108 | 74 | 1,45 | 3 STR (2 CUSHIONS) 1 ARM RHF | 3237 | 1619 | 3577 | 1788 | 2829 | 1415 | 2505 | 1253 |
| 0212 | | 162 | 108 | 74 | 1,29 | 2 STR MAXI 1 ARM LHF | 2921 | 1462 | 3232 | 1617 | 2548 | 1273 | 2251 | 1126 |
| 0211 | | 162 | 108 | 74 | 1,29 | 2 STR MAXI 1 ARM RHF | 2921 | 1462 | 3232 | 1617 | 2548 | 1273 | 2251 | 1126 |
| 0202 | | 140 | 108 | 74 | 1,12 | 2 STR 1 ARM LHF | 2602 | 1302 | 2886 | 1443 | 2263 | 1131 | 1996 | 999 |
| 0201 | | 140 | 108 | 74 | 1,12 | 2 STR 1 ARM RHF | 2602 | 1302 | 2886 | 1443 | 2263 | 1131 | 1996 | 999 |
| 0192 | | 145 | 108 | 74 | 1,16 | XL ARMCHAIR 1 ARM LHF | 2492 | 1246 | 2764 | 1381 | 2069 | 1034 | 1857 | 929 |
| 0191 | | 145 | 108 | 74 | 1,16 | XL ARMCHAIR 1 ARM RHF | 2492 | 1246 | 2764 | 1381 | 2069 | 1034 | 1857 | 929 |
| 0109 | | 116 | 108 | 74 | 0,93 | LARGE CHAIR 1 ARM LHF | 2147 | 1074 | 2376 | 1187 | 1877 | 938 | 1658 | 829 |
| 0108 | | 116 | 108 | 74 | 0,93 | LARGE CHAIR 1 ARM RHF | 2147 | 1074 | 2376 | 1187 | 1877 | 938 | 1658 | 829 |
| 0117 | | 103 | 108 | 74 | 0,82 | CHAIR 1 ARM LHF (2CUSHIONS) | 1984 | 991 | 2192 | 1095 | 1734 | 867 | 1533 | 767 |
| 0116 | | 103 | 108 | 74 | 0,82 | CHAIR 1 ARM RHF (2CUSHIONS) | 1984 | 991 | 2192 | 1095 | 1734 | 867 | 1533 | 767 |
| 0112 | | 93 | 108 | 74 | 0,74 | MAXI ARMCHAIR 1 ARM LHF | 1836 | 918 | 2035 | 1017 | 1599 | 800 | 1412 | 706 |























NON SFODERABILE

| COD. |  | W Width (CM) | D Depth (CM) | H Height (CM) | M ^C Volume | STEFANIE | PELLE B | PELLE B | PELLE C | PELLE C | TESS B | TESS B | CASHMERE | CASHMERE |
|------|---|--------------------|--------------------|---------------------|--------------------------|---|------------|-------------|------------|-------------|-----------|-------------|----------|-------------|
| 0111 |  | 93 | 108 | 74 | 0,74 | MAXI ARMCHAIR 1 ARM RHF | 1836 | 918 | 2035 | 1017 | 1599 | 800 | 1412 | 706 |
| 0102 |  | 82 | 108 | 74 | 0,66 | ARMCHAIR 1 ARM LHF | 1672 | 835 | 1852 | 926 | 1456 | 727 | 1284 | 642 |
| 0101 |  | 82 | 108 | 74 | 0,66 | ARMCHAIR 1 ARM RHF | 1672 | 835 | 1852 | 926 | 1456 | 727 | 1284 | 642 |
| 0203 |  | 116 | 108 | 74 | 0,93 | ARMLESS 2 STR | 2068 | 1034 | 2282 | 1141 | 1811 | 906 | 1602 | 802 |
| 0193 |  | 121 | 108 | 74 | 0,97 | XL ARMLESS UNIT | 1949 | 974 | 2151 | 1076 | 1703 | 852 | 1509 | 755 |
| 0104 |  | 92 | 108 | 74 | 0,74 | BIG ARMLESS UNIT | 1611 | 805 | 1770 | 884 | 1416 | 708 | 1260 | 629 |
| 0115 |  | 79 | 108 | 74 | 0,63 | ARMLESS UNIT (2 CUSHIONS) | 1456 | 728 | 1597 | 799 | 1279 | 639 | 1139 | 569 |
| 0113 |  | 69 | 108 | 74 | 0,55 | MAXI ARMLESS UNIT | 1289 | 645 | 1416 | 708 | 1134 | 567 | 1009 | 504 |
| 0103 |  | 58 | 108 | 74 | 0,46 | ARMLESS UNIT | 1124 | 562 | 1234 | 617 | 990 | 496 | 881 | 441 |
| 0602 |  | 139 | 139 | 74 | 1,43 | CORNER | 2263 | 1131 | 2460 | 1230 | 2033 | 1017 | 1778 | 888 |
| 0608 |  | 115 | 115 | 74 | 0,98 | SQUARE CORNER W/MECHANISMS | 2376 | 1187 | 2574 | 1287 | 2118 | 1059 | 1905 | 953 |
| 0773 |  | 237 | 115 | 74 | 2,02 | CORNER&CHAIR PENINSULA LHF W/MECH. | 3944 | 1972 | 4353 | 2177 | 3473 | 1737 | 3069 | 1534 |
| 0772 |  | 237 | 115 | 74 | 2,02 | CORNER&CHAIR PENINSULA RHF W/MECH. | 3944 | 1972 | 4353 | 2177 | 3473 | 1737 | 3069 | 1534 |
| 0883 |  | 203 | 126 | 74 | 1,89 | SQUARE OPEN CORNER&CHAIR PEN LHF W/MECH | 3953 | 1976 | 4347 | 2174 | 3473 | 1737 | 3083 | 1542 |
| 0882 |  | 203 | 126 | 74 | 1,89 | SQUARE OPEN CORNER&CHAIR PEN RHF W/MECH | 3953 | 1976 | 4347 | 2174 | 3473 | 1737 | 3083 | 1542 |
| 0718 |  | 175 | 108 | 74 | 1,40 | CHAIR XL PENINSULA 1 ARM LHF | 2599 | 1299 | 2870 | 1435 | 2283 | 1141 | 1962 | 981 |
| 0717 |  | 175 | 108 | 74 | 1,40 | CHAIR XL PENINSULA 1 ARM RHF | 2599 | 1299 | 2870 | 1435 | 2273 | 1136 | 1962 | 981 |
| 0738 |  | 146 | 108 | 74 | 1,17 | LARGE CHAIR PENINSULA LHF | 2161 | 1081 | 2389 | 1194 | 1899 | 950 | 1677 | 838 |
| 0737 |  | 146 | 108 | 74 | 1,17 | LARGE CHAIR PENINSULA RHF | 2161 | 1081 | 2389 | 1194 | 1899 | 950 | 1677 | 838 |
| 0716 |  | 133 | 108 | 74 | 1,06 | CHAIR (2 CUSHIONS)PENINSULA LHF | 2124 | 1061 | 2325 | 1163 | 1879 | 939 | 1673 | 836 |
| 0715 |  | 133 | 108 | 74 | 1,06 | CHAIR (2 CUSHIONS)PENINSULA RHF | 2124 | 1061 | 2325 | 1163 | 1879 | 939 | 1673 | 836 |






















NON SFODERABILE






















| COD. |  | W Width (CM) | D Depth (CM) | H Height (CM) | MC Volume | STEFANIE | PELLE B | PELLE B | PELLE C | PELLE C | TESS B | TESS B | CASHMERE | CASHMERE |
|------|---|--------------------|--------------------|---------------------|--------------|---|------------|------------|------------|------------|-----------|-----------|----------|----------|
| 0714 |  | 123 | 108 | 74 | 0,98 | MAXI CHAIR PENINSULA LHF | 2027 | 1014 | 2214 | 1108 | 1801 | 902 | 1608 | 804 |
| 0713 |  | 123 | 108 | 74 | 0,98 | MAXI CHAIR PENINSULA RHF | 2027 | 1014 | 2214 | 1108 | 1801 | 902 | 1608 | 804 |
| 0712 |  | 112 | 108 | 74 | 0,90 | CHAIR PENINSULA LHF | 1938 | 970 | 2108 | 1055 | 1724 | 862 | 1545 | 772 |
| 0711 |  | 112 | 108 | 74 | 0,90 | CHAIR PENINSULA RHF | 1938 | 970 | 2108 | 1055 | 1724 | 862 | 1545 | 772 |
| 0771 |  | 127 | 155 | 74 | 1,46 | TRAPEZOIDAL TERMINAL LHF | 2555 | 1277 | 2826 | 1413 | 2234 | 1117 | 1972 | 986 |
| 0770 |  | 127 | 155 | 74 | 1,46 | TRAPEZOIDAL TERMINAL RHF | 2555 | 1277 | 2826 | 1413 | 2234 | 1117 | 1972 | 986 |
| 0891 |  | 124 | 163 | 74 | 1,50 | XL CHAISERLONGUE 1 ARM LHF | 3156 | 1578 | 3449 | 1725 | 2794 | 1396 | 2494 | 1247 |
| 0890 |  | 124 | 163 | 74 | 1,50 | XL CHAISERLONGUE 1 ARM RHF | 3156 | 1578 | 3449 | 1725 | 2794 | 1396 | 2494 | 1247 |
| 0789 |  | 116 | 163 | 74 | 1,40 | LARGE CHAISERLONGUE 1 ARM LHF | 3103 | 1550 | 3386 | 1692 | 2744 | 1372 | 2455 | 1227 |
| 0788 |  | 116 | 163 | 74 | 1,40 | LARGE CHAISERLONGUE 1 ARM RHF | 3103 | 1550 | 3386 | 1692 | 2744 | 1372 | 2455 | 1227 |
| 0697 |  | 103 | 163 | 74 | 1,24 | CHAISE LONGUE (2 CUSHIONS) LHF | 2946 | 1473 | 3196 | 1598 | 2628 | 1314 | 2361 | 1181 |
| 0696 |  | 103 | 163 | 74 | 1,24 | CHAISE LONGUE (2 CUSHIONS) RHF | 2946 | 1473 | 3196 | 1598 | 2628 | 1314 | 2361 | 1181 |
| 0705 |  | 93 | 163 | 74 | 1,12 | CHAISERLONGUE MAXI 1 ARM LHF | 2829 | 1414 | 3058 | 1529 | 2530 | 1265 | 2282 | 1141 |
| 0704 |  | 93 | 163 | 74 | 1,12 | CHAISERLONGUE MAXI 1 ARM RHF | 2829 | 1414 | 3058 | 1529 | 2530 | 1265 | 2282 | 1141 |
| 0701 |  | 82 | 163 | 74 | 0,99 | CHAISERLONGUE 1 ARM LHF | 2534 | 1267 | 2747 | 1374 | 2265 | 1132 | 2035 | 1017 |
| 0700 |  | 82 | 163 | 74 | 0,99 | CHAISERLONGUE 1 ARM RHF | 2534 | 1267 | 2747 | 1374 | 2265 | 1132 | 2035 | 1017 |
| 1440 |  | 232 | 108 | 74 | 1,85 | LARGE 3 SEATER WITH 2 ELECT.RECLINERS | 5763 | 2880 | 6257 | 3127 | 5116 | 2558 | 4601 | 2301 |
| 1445 |  | 232 | 108 | 74 | 1,85 | LARGE 3 SEATER WITH LHF RECLINER ELECT | 5030 | 2514 | 5503 | 2752 | 4435 | 2216 | 3959 | 1980 |
| 1444 |  | 232 | 108 | 74 | 1,85 | LARGE 3 SEATER WITH RHF RECLINER ELECT | 5030 | 2514 | 5503 | 2752 | 4435 | 2216 | 3959 | 1980 |
| 1342 |  | 206 | 108 | 74 | 1,65 | 3 STR (2 CUSHIONS) 2 ELECTRIC RECLINERS | 5232 | 2616 | 5778 | 2890 | 4748 | 2374 | 4274 | 2137 |
| 1341 |  | 206 | 108 | 74 | 1,65 | 3 STR (2 CUSHIONS) 1 LHF ELECTRIC RELAX | 4685 | 2343 | 5117 | 2558 | 4138 | 2069 | 3701 | 1850 |

NON SFODERABILE























| COD. |  | W Width (CM) | D Depth (CM) | H Height (CM) | M ^C Volume | STEFANIE | PELLE B | PELLE B | PELLE C | PELLE C | TESS B | TESS B | CASHMERE | CASHMERE |
|------|---|--------------------|--------------------|---------------------|--------------------------|--|------------|------------|------------|------------|-----------|-----------|----------|----------|
| 1340 |  | 206 | 108 | 74 | 1,65 | 3 STR (2 CUSHIONS) 1 RHF ELECTRIC RELAX | 4685 | 2343 | 5117 | 2558 | 4138 | 2069 | 3701 | 1850 |
| 1230 |  | 186 | 108 | 74 | 1,49 | 2 STR MAXI 2 ELECTRIC RECLINERS | 5088 | 2545 | 5511 | 2756 | 4530 | 2265 | 4082 | 2041 |
| 1216 |  | 186 | 108 | 74 | 1,49 | 2 STR MAXI WITH LHF ELECTRIC RECLINER | 4381 | 2191 | 4790 | 2395 | 3864 | 1932 | 3454 | 1726 |
| 1215 |  | 186 | 108 | 74 | 1,49 | 2 STR MAXI WITH RHF ELECTRIC RECLINER | 4381 | 2191 | 4790 | 2395 | 3864 | 1932 | 3454 | 1726 |
| 1220 |  | 164 | 108 | 74 | 1,31 | 2 STR WITH 2 ELECTRIC RECLINERS | 4747 | 2374 | 5132 | 2565 | 4231 | 2115 | 3820 | 1910 |
| 1206 |  | 164 | 108 | 74 | 1,31 | 2 STR WITH LHF ELECTRIC RECLINER | 4045 | 2023 | 4418 | 2209 | 3571 | 1785 | 3194 | 1597 |
| 1205 |  | 164 | 108 | 74 | 1,31 | 2 STR WITH RHF ELECTRIC RECLINER | 4045 | 2023 | 4418 | 2209 | 3571 | 1785 | 3194 | 1597 |
| 1147 |  | 169 | 108 | 74 | 1,35 | xLARGE RECLINER ELECTRIC CHAIR | 3792 | 1896 | 4161 | 2080 | 3329 | 1666 | 2969 | 1484 |
| 1120 |  | 106 | 108 | 74 | 0,85 | ELECTRIC RECLINING ARMCHAIR | 2952 | 1476 | 3213 | 1607 | 2615 | 1308 | 2348 | 1174 |
| 1448 |  | 208 | 108 | 74 | 1,66 | LARGE 3 SEATER LHF WITH 2 RECLINER ELECT | 5190 | 2595 | 5615 | 2808 | 4624 | 2312 | 4170 | 2086 |
| 1447 |  | 208 | 108 | 74 | 1,66 | LARGE 3 SEATER RHF WITH 2 RECLINER ELECT | 5190 | 2595 | 5615 | 2808 | 4624 | 2312 | 4170 | 2086 |
| 1442 |  | 208 | 108 | 74 | 1,66 | LARGE 3 SEATER LHF WITH RECLINER ELECT. | 4491 | 2246 | 4897 | 2449 | 3974 | 1988 | 3561 | 1780 |
| 1441 |  | 208 | 108 | 74 | 1,66 | LARGE 3 SEATER RHF WITH RECLINER ELECT. | 4491 | 2246 | 4897 | 2449 | 3974 | 1988 | 3561 | 1780 |
| 1378 |  | 182 | 108 | 74 | 1,45 | 3 STR (2 CUSH)1 ARM LHF 2 ELECT RECLINER | 4827 | 2413 | 5209 | 2604 | 4308 | 2154 | 3895 | 1948 |
| 1377 |  | 182 | 108 | 74 | 1,45 | 3 STR (2 CUSH)1 ARM RHF 2 ELECT RECLINERS | 4827 | 2413 | 5209 | 2604 | 4308 | 2154 | 3895 | 1948 |
| 1339 |  | 182 | 108 | 74 | 1,45 | 3 STR (2 CUSH) 1 ARM LHF ELECTRIC RECLINER | 4157 | 2078 | 4522 | 2261 | 3683 | 1842 | 3306 | 1653 |
| 1338 |  | 182 | 108 | 74 | 1,45 | 3 STR (2 CUSH) 1 ARM RHF ELECTRIC RECLINER | 4157 | 2078 | 4522 | 2261 | 3683 | 1842 | 3306 | 1653 |
| 1228 |  | 162 | 108 | 74 | 1,29 | 2 STR MAXI 1 ARM LHF WITH 2 ELECT RECLINER | 4504 | 2252 | 4857 | 2429 | 4026 | 2012 | 3641 | 1821 |
| 1227 |  | 162 | 108 | 74 | 1,29 | 2 STR MAXI 1 ARM RHF WITH 2 ELECT RECLINER | 4504 | 2252 | 4857 | 2429 | 4026 | 2012 | 3641 | 1821 |
| 1232 |  | 162 | 108 | 74 | 1,29 | LHF 2 STR MAXI WITH ELECTRIC RECLINER | 3833 | 1917 | 4172 | 2086 | 3400 | 1700 | 3050 | 1526 |
| 1231 |  | 162 | 108 | 74 | 1,29 | RHF 2 STR MAXI WITH ELECTRIC RECLINER | 3833 | 1917 | 4172 | 2086 | 3400 | 1700 | 3050 | 1526 |























NON SFODERABILE






















| COD. |  | W Width (CM) | D Depth (CM) | H Height (CM) | M C Volume | STEFANIE | PELLE | PELLE | PELLE | PELLE | TESS | TESS | CASHMERE | CASHMERE |
|------|---|--------------------|--------------------|---------------------|---------------|--|-------|-------------|-------|-------------|------|-------------|----------|-------------|
| | | | | | | | B | B | C | C | B | B | | |
| 1225 |  | 140 | 108 | 74 | 1,12 | 2 STR 1 ARM LHF WITH 2 ELECTRIC RECLINER | 4166 | 2082 | 4483 | 2241 | 3730 | 1865 | 3380 | 1690 |
| 1224 |  | 140 | 108 | 74 | 1,12 | 2 STR 1 ARM RHF WITH 2 ELECTRIC RECLINER | 4166 | 2082 | 4483 | 2241 | 3730 | 1865 | 3380 | 1690 |
| 1222 |  | 140 | 108 | 74 | 1,12 | 2 STR 1 ARM LHF WITH ELECTRIC RECLINER | 3498 | 1748 | 3801 | 1899 | 3107 | 1553 | 2791 | 1395 |
| 1221 |  | 140 | 108 | 74 | 1,12 | 2 STR 1 ARM RHF WITH ELECTRIC RECLINER | 3498 | 1748 | 3801 | 1899 | 3107 | 1553 | 2791 | 1395 |
| 1137 |  | 145 | 108 | 74 | 1,16 | XL CHAIR 1 ARM LHF WITH ELECTRIC RECLINER | 3248 | 1623 | 3547 | 1774 | 2858 | 1429 | 2521 | 1261 |
| 1136 |  | 145 | 108 | 74 | 1,16 | XL CHAIR 1 ARM RHF WITH ELECTRIC RECLINER | 3248 | 1623 | 3547 | 1774 | 2858 | 1429 | 2521 | 1261 |
| 1135 |  | 116 | 108 | 74 | 0,93 | LARGE CHAIR 1 ARM LHF WITH ELECTRIC RECLINER | 2880 | 1440 | 3127 | 1565 | 2558 | 1280 | 2301 | 1151 |
| 1134 |  | 116 | 108 | 74 | 0,93 | LARGE CHAIR 1 ARM RHF WITH ELECTRIC RECLINER | 2880 | 1440 | 3127 | 1565 | 2558 | 1280 | 2301 | 1151 |
| 1143 |  | 103 | 108 | 74 | 0,82 | CHAIR (2 CUSH)1 ARM LHF WITH ELECT RECLINER | 2701 | 1352 | 2925 | 1463 | 2405 | 1202 | 2168 | 1084 |
| 1142 |  | 103 | 108 | 74 | 0,82 | CHAIR (2 CUSH)1 ARM RHF WITH ELECT RECLINER | 2701 | 1352 | 2925 | 1463 | 2405 | 1202 | 2168 | 1084 |
| 1125 |  | 93 | 108 | 74 | 0,74 | MAXI CHAIR 1 ARM LHF WITH ELECTRIC RECLINER | 2545 | 1272 | 2756 | 1377 | 2265 | 1132 | 2041 | 1020 |
| 1124 |  | 93 | 108 | 74 | 0,74 | MAXI CHAIR 1 ARM RHF WITH ELECTRIC RECLINER | 2545 | 1272 | 2756 | 1377 | 2265 | 1132 | 2041 | 1020 |
| 1122 |  | 82 | 108 | 74 | 0,66 | CHAIR 1 ARM LHF WITH ELECTRIC RECLINER | 2374 | 1186 | 2565 | 1283 | 2115 | 1058 | 1910 | 955 |
| 1121 |  | 82 | 108 | 74 | 0,66 | CHAIR 1 ARM RHF WITH ELECTRIC RECLINER | 2374 | 1186 | 2565 | 1283 | 2115 | 1058 | 1910 | 955 |
| 1138 |  | 121 | 108 | 74 | 0,97 | XL ARMLESS CHAIR WITH ELECTRIC RECL | 2681 | 1340 | 2913 | 1458 | 2376 | 1188 | 2135 | 1067 |
| 1433 |  | 92 | 108 | 74 | 0,74 | LARGE ARMLESS WITH ELECTRIQUE RECLINER | 2308 | 1155 | 2488 | 1244 | 2066 | 1032 | 1869 | 935 |
| 1162 |  | 79 | 108 | 74 | 0,63 | ARMLESS CHAIR ELECTRIC RECL | 2126 | 1062 | 2283 | 1142 | 1903 | 952 | 1728 | 864 |
| 1128 |  | 69 | 108 | 74 | 0,55 | ARMLESS MAXI CHAIR WITH ELECTRIC RECLINER | 1960 | 980 | 2102 | 1051 | 1761 | 880 | 1600 | 801 |
| 1118 |  | 58 | 108 | 74 | 0,46 | ARMLESS CHAIR WITH ELECTRIC RECL | 1792 | 897 | 1918 | 958 | 1615 | 807 | 1470 | 735 |
| 0802 |  | 83 | 61 | 45 | 0,23 | RECTANGULAR FOOTSTOOL | 1266 | 633 | 1337 | 668 | 1154 | 576 | 1062 | 530 |













| COD. | | W Width (CM) | D Depth (CM) | H Height (CM) | M ^C Volume | STEFANIE SFODER | PELLE B | PELLE B | PELLE C | PELLE C | TESS B | TESS B | CASHMERE | CASHMERE |
|------|---|--------------------|--------------------|---------------------|--------------------------|------------------------------|------------|------------|------------|------------|-----------|-----------|----------|----------|
| 0430 |  | 232 | 108 | 74 | 1,85 | 3 SEATER LARGE | | | | | 3991 | 1995 | | |
| 0305 |  | 206 | 108 | 74 | 1,65 | 3 STR (2 CUSHIONS) | | | | | 3671 | 1835 | | |
| 0210 |  | 186 | 108 | 74 | 1,49 | 2 SEATER MAXI | | | | | 3355 | 1677 | | |
| 0200 |  | 164 | 108 | 74 | 1,31 | 2 SEATER | | | | | 3027 | 1514 | | |
| 0176 |  | 169 | 108 | 74 | 1,35 | LITTLE XL ARMCHAIR | | | | | 2917 | 1459 | | |
| 0100 |  | 106 | 108 | 74 | 0,85 | ARMCHAIR | | | | | 2143 | 1072 | | |
| 0432 |  | 208 | 108 | 74 | 1,66 | 3 STR LARGE 1 ARM LHF | | | | | 3508 | 1753 | | |
| 0431 |  | 208 | 108 | 74 | 1,66 | 3 STR LARGE 1 ARM RHF | | | | | 3508 | 1753 | | |
| 0345 |  | 182 | 108 | 74 | 1,45 | 3 STR (2 CUSHIONS) 1 ARM LHF | | | | | 3188 | 1594 | | |
| 0344 |  | 182 | 108 | 74 | 1,45 | 3 STR (2 CUSHIONS) 1 ARM RHF | | | | | 3188 | 1594 | | |
| 0212 |  | 162 | 108 | 74 | 1,29 | 2 STR MAXI 1 ARM LHF | | | | | 2864 | 1432 | | |
| 0211 |  | 162 | 108 | 74 | 1,29 | 2 STR MAXI 1 ARM RHF | | | | | 2864 | 1432 | | |
| 0202 |  | 140 | 108 | 74 | 1,12 | 2 STR 1 ARM LHF | | | | | 2538 | 1269 | | |
| 0201 |  | 140 | 108 | 74 | 1,12 | 2 STR 1 ARM RHF | | | | | 2538 | 1269 | | |
| 0192 |  | 145 | 108 | 74 | 1,16 | XL ARMCHAIR 1 ARM LHF | | | | | 2313 | 1157 | | |
| 0191 |  | 145 | 108 | 74 | 1,16 | XL ARMCHAIR 1 ARM RHF | | | | | 2313 | 1157 | | |
| 0109 |  | 116 | 108 | 74 | 0,93 | LARGE CHAIR 1 ARM LHF | | | | | 2098 | 1049 | | |
| 0108 |  | 116 | 108 | 74 | 0,93 | LARGE CHAIR 1 ARM RHF | | | | | 2098 | 1049 | | |
| 0117 |  | 103 | 108 | 74 | 0,82 | CHAIR 1 ARM LHF (2CUSHIONS) | | | | | 1935 | 968 | | |
| 0116 |  | 103 | 108 | 74 | 0,82 | CHAIR 1 ARM RHF (2CUSHIONS) | | | | | 1935 | 968 | | |
| 0112 |  | 93 | 108 | 74 | 0,74 | MAXI ARMCHAIR 1 ARM LHF | | | | | 1781 | 889 | | |

| COD. | | W Width (CM) | D Depth (CM) | H Height (CM) | M ^C Volume | STEFANIE SFODER | PELLE B | PELLE B | PELLE C | PELLE C | TESS B | TESS B | CASHMERE | CASHMERE |
|------|--|--------------------|--------------------|---------------------|--------------------------|---|------------|------------|------------|------------|-----------|-----------|----------|----------|
| 0111 | | 93 | 108 | 74 | 0,74 | MAXI ARMCHAIR 1 ARM RHF | | | | | 1781 | 889 | | |
| 0102 | | 82 | 108 | 74 | 0,66 | ARMCHAIR 1 ARM LHF | | | | | 1617 | 808 | | |
| 0101 | | 82 | 108 | 74 | 0,66 | ARMCHAIR 1 ARM RHF | | | | | 1617 | 808 | | |
| 0203 | | 116 | 108 | 74 | 0,93 | ARMLESS 2 STR | | | | | 2049 | 1024 | | |
| 0193 | | 121 | 108 | 74 | 0,97 | XL ARMLESS UNIT | | | | | 1928 | 964 | | |
| 0104 | | 92 | 108 | 74 | 0,74 | BIG ARMLESS UNIT | | | | | 1601 | 801 | | |
| 0115 | | 79 | 108 | 74 | 0,63 | ARMLESS UNIT (2 CUSHIONS) | | | | | 1441 | 721 | | |
| 0113 | | 69 | 108 | 74 | 0,55 | MAXI ARMLESS UNIT | | | | | 1279 | 639 | | |
| 0103 | | 58 | 108 | 74 | 0,46 | ARMLESS UNIT | | | | | 1114 | 557 | | |
| 0602 | | 139 | 139 | 74 | 1,43 | CORNER | | | | | 2296 | 1148 | | |
| 0608 | | 115 | 115 | 74 | 0,98 | SQUARE CORNER W/MECHANISMS | | | | | 2365 | 1183 | | |
| 0773 | | 237 | 115 | 74 | 2,02 | CORNER&CHAIR PENINSULA LHF W/MECH. | | | | | 3871 | 1935 | | |
| 0772 | | 237 | 115 | 74 | 2,02 | CORNER&CHAIR PENINSULA RHF W/MECH. | | | | | 3871 | 1935 | | |
| 0883 | | 203 | 126 | 74 | 1,89 | SQUARE OPEN CORNER&CHAIR PEN LHF W/MECH | | | | | 3882 | 1940 | | |
| 0882 | | 203 | 126 | 74 | 1,89 | SQUARE OPEN CORNER&CHAIR PEN RHF W/MECH | | | | | 3882 | 1940 | | |
| 0718 | | 175 | 108 | 74 | 1,40 | CHAIR XL PENINSULA 1 ARM LHF | | | | | 2569 | 1285 | | |
| 0717 | | 175 | 108 | 74 | 1,40 | CHAIR XL PENINSULA 1 ARM RHF | | | | | 2558 | 1279 | | |
| 0738 | | 146 | 108 | 74 | 1,17 | LARGE CHAIR PENINSULA LHF | | | | | 2126 | 1063 | | |
| 0737 | | 146 | 108 | 74 | 1,17 | LARGE CHAIR PENINSULA RHF | | | | | 2126 | 1063 | | |
| 0716 | | 133 | 108 | 74 | 1,06 | CHAIR (2 CUSHIONS)PENINSULA LHF | | | | | 2104 | 1052 | | |
| 0715 | | 133 | 108 | 74 | 1,06 | CHAIR (2 CUSHIONS)PENINSULA RHF | | | | | 2104 | 1052 | | |

| COD. |  | W Width (CM) | D Depth (CM) | H Height (CM) | M ^C Volume | STEFANIE SFODER | PELLE B | PELLE B | PELLE C | PELLE C | TESS B | TESS B | CASHMERE | CASHMERE |
|------|---|--------------------|--------------------|---------------------|--------------------------|---|------------|------------|------------|------------|-----------|-----------|----------|----------|
| 0714 |  | 123 | 108 | 74 | 0,98 | MAXI CHAIR PENINSULA LHF | | | | | 2011 | 1007 | | |
| 0713 |  | 123 | 108 | 74 | 0,98 | MAXI CHAIR PENINSULA RHF | | | | | 2011 | 1007 | | |
| 0712 |  | 112 | 108 | 74 | 0,90 | CHAIR PENINSULA LHF | | | | | 1919 | 959 | | |
| 0711 |  | 112 | 108 | 74 | 0,90 | CHAIR PENINSULA RHF | | | | | 1919 | 959 | | |
| 0771 |  | 127 | 155 | 74 | 1,46 | TRAPEZOIDAL TERMINAL LHF | | | | | 2503 | 1252 | | |
| 0770 |  | 127 | 155 | 74 | 1,46 | TRAPEZOIDAL TERMINAL RHF | | | | | 2503 | 1252 | | |
| 0891 |  | 124 | 163 | 74 | 1,50 | XL CHAISERLONGUE 1 ARM LHF | | | | | 3123 | 1562 | | |
| 0890 |  | 124 | 163 | 74 | 1,50 | XL CHAISERLONGUE 1 ARM RHF | | | | | 3123 | 1562 | | |
| 0789 |  | 116 | 163 | 74 | 1,40 | LARGE CHAISERLONGUE 1 ARM LHF | | | | | 3063 | 1532 | | |
| 0788 |  | 116 | 163 | 74 | 1,40 | LARGE CHAISERLONGUE 1 ARM RHF | | | | | 3063 | 1532 | | |
| 0697 |  | 103 | 163 | 74 | 1,24 | CHAISE LONGUE (2 CUSHIONS) LHF | | | | | 2922 | 1462 | | |
| 0696 |  | 103 | 163 | 74 | 1,24 | CHAISE LONGUE (2 CUSHIONS) RHF | | | | | 2922 | 1462 | | |
| 0705 |  | 93 | 163 | 74 | 1,12 | CHAISERLONGUE MAXI 1 ARM LHF | | | | | 2807 | 1404 | | |
| 0704 |  | 93 | 163 | 74 | 1,12 | CHAISERLONGUE MAXI 1 ARM RHF | | | | | 2807 | 1404 | | |
| 0701 |  | 82 | 163 | 74 | 0,99 | CHAISERLONGUE 1 ARM LHF | | | | | 2503 | 1253 | | |
| 0700 |  | 82 | 163 | 74 | 0,99 | CHAISERLONGUE 1 ARM RHF | | | | | 2503 | 1253 | | |
| 1440 |  | 232 | 108 | 74 | 1,85 | LARGE 3 SEATER WITH 2 ELECT.RECLINERS | | | | | 5416 | 2707 | | |
| 1445 |  | 232 | 108 | 74 | 1,85 | LARGE 3 SEATER WITH LHF RECLINER ELECT | | | | | 4805 | 2403 | | |
| 1444 |  | 232 | 108 | 74 | 1,85 | LARGE 3 SEATER WITH RHF RECLINER ELECT | | | | | 4805 | 2403 | | |
| 1342 |  | 206 | 108 | 74 | 1,65 | 3 STR (2 CUSHIONS) 2 ELECTRIC RECLINERS | | | | | 5002 | 2500 | | |
| 1341 |  | 206 | 108 | 74 | 1,65 | 3 STR (2 CUSHIONS) 1 LHF ELECTRIC RELAX | | | | | 4475 | 2238 | | |

| COD. |  | W Width (CM) | D Depth (CM) | H Height (CM) | M ^C Volume | STEFANIE SFODER | PELLE B | PELLE B | PELLE C | PELLE C | TESS B | TESS B | CASHMERE | CASHMERE |
|------|---|--------------------|--------------------|---------------------|--------------------------|--|------------|------------|------------|------------|-----------|-----------|----------|----------|
| | | | | | | | | | | | | | | |
| 1340 |  | 206 | 108 | 74 | 1,65 | 3 STR (2 CUSHIONS) 1 RHF ELECTRIC RELAX | | | | | 4475 | 2238 | | |
| 1230 |  | 186 | 108 | 74 | 1,49 | 2 STR MAXI 2 ELECTRIC RECLINERS | | | | | 4767 | 2384 | | |
| 1216 |  | 186 | 108 | 74 | 1,49 | 2 STR MAXI WITH LHF ELECTRIC RECLINER | | | | | 4165 | 2082 | | |
| 1215 |  | 186 | 108 | 74 | 1,49 | 2 STR MAXI WITH RHF ELECTRIC RECLINER | | | | | 4166 | 2082 | | |
| 1220 |  | 164 | 108 | 74 | 1,31 | 2 STR WITH 2 ELECTRIC RECLINERS | | | | | 4438 | 2219 | | |
| 1206 |  | 164 | 108 | 74 | 1,31 | 2 STR WITH LHF ELECTRIC RECLINER | | | | | 3836 | 1918 | | |
| 1205 |  | 164 | 108 | 74 | 1,31 | 2 STR WITH RHF ELECTRIC RECLINER | | | | | 3836 | 1918 | | |
| 1147 |  | 169 | 108 | 74 | 1,35 | xLARGE RECLINER ELECTRIC CHAIR | | | | | 3522 | 1761 | | |
| 1120 |  | 106 | 108 | 74 | 0,85 | ELECTRIC RECLINING ARMCHAIR | | | | | 2740 | 1370 | | |
| 1448 |  | 208 | 108 | 74 | 1,66 | LARGE 3 SEATER LHF WITH 2 RECLINER ELECT | | | | | 4905 | 2453 | | |
| 1447 |  | 208 | 108 | 74 | 1,66 | LARGE 3 SEATER RHF WITH 2 RECLINER ELECT | | | | | 4905 | 2453 | | |
| 1442 |  | 208 | 108 | 74 | 1,66 | LARGE 3 SEATER LHF WITH RECLINER ELECT. | | | | | 4308 | 2155 | | |
| 1441 |  | 208 | 108 | 74 | 1,66 | LARGE 3 SEATER RHF WITH RECLINER ELECT. | | | | | 4310 | 2155 | | |
| 1378 |  | 182 | 108 | 74 | 1,45 | 3 STR (2 CUSH)1 ARM LHF 2 ELECT RECLINER | | | | | 4560 | 2280 | | |
| 1377 |  | 182 | 108 | 74 | 1,45 | 3 STR (2 CUSH)1 ARM RHF 2 ELECT RECLINERS | | | | | 4560 | 2280 | | |
| 1339 |  | 182 | 108 | 74 | 1,45 | 3 STR (2 CUSH) 1 ARM LHF ELECTRIC RECLINER | | | | | 3981 | 1991 | | |
| 1338 |  | 182 | 108 | 74 | 1,45 | 3 STR (2 CUSH) 1 ARM RHF ELECTRIC RECLINER | | | | | 3981 | 1991 | | |
| 1228 |  | 162 | 108 | 74 | 1,29 | 2 STR MAXI 1 ARM LHF WITH 2 ELECT RECLINER | | | | | 4247 | 2124 | | |
| 1227 |  | 162 | 108 | 74 | 1,29 | 2 STR MAXI 1 ARM RHF WITH 2 ELECT RECLINER | | | | | 4247 | 2124 | | |
| 1232 |  | 162 | 108 | 74 | 1,29 | LHF 2 STR MAXI WITH ELECTRIC RECLINER | | | | | 3663 | 1831 | | |
| 1231 |  | 162 | 108 | 74 | 1,29 | RHF 2 STR MAXI WITH ELECTRIC RECLINER | | | | | 3662 | 1831 | | |























| COD. |  | W Width (CM) | D Depth (CM) | H Height (CM) | M ^C Volume | STEFANIE SFODER | PELLE B | PELLE B | PELLE C | PELLE C | TESS B | TESS B | CASHMERE | CASHMERE |
|------|---|--------------------|--------------------|---------------------|--------------------------|--|------------|------------|------------|------------|-----------|-----------|----------|----------|
| 1225 |  | 140 | 108 | 74 | 1,12 | 2 STR 1 ARM LHF WITH 2 ELECTRIC RECLINER | | | | | 3921 | 1960 | | |
| 1224 |  | 140 | 108 | 74 | 1,12 | 2 STR 1 ARM RHF WITH 2 ELECTRIC RECLINER | | | | | 3921 | 1960 | | |
| 1222 |  | 140 | 108 | 74 | 1,12 | 2 STR 1 ARM LHF WITH ELECTRIC RECLINER | | | | | 3332 | 1667 | | |
| 1221 |  | 140 | 108 | 74 | 1,12 | 2 STR 1 ARM RHF WITH ELECTRIC RECLINER | | | | | 3332 | 1667 | | |
| 1137 |  | 145 | 108 | 74 | 1,16 | XL CHAIR 1 ARM LHF WITH ELECTRIC RECLINER | | | | | 3033 | 1516 | | |
| 1136 |  | 145 | 108 | 74 | 1,16 | XL CHAIR 1 ARM RHF WITH ELECTRIC RECLINER | | | | | 3033 | 1516 | | |
| 1135 |  | 116 | 108 | 74 | 0,93 | LARGE CHAIR 1 ARM LHF WITH ELECTRIC RECLINER | | | | | 2707 | 1355 | | |
| 1134 |  | 116 | 108 | 74 | 0,93 | LARGE CHAIR 1 ARM RHF WITH ELECTRIC RECLINER | | | | | 2707 | 1355 | | |
| 1143 |  | 103 | 108 | 74 | 0,82 | CHAIR (2 CUSH)1 ARM LHF WITH ELECT RECLINER | | | | | 2540 | 1270 | | |
| 1142 |  | 103 | 108 | 74 | 0,82 | CHAIR (2 CUSH)1 ARM RHF WITH ELECT RECLINER | | | | | 2540 | 1270 | | |
| 1125 |  | 93 | 108 | 74 | 0,74 | MAXI CHAIR 1 ARM LHF WITH ELECTRIC RECLINER | | | | | 2384 | 1192 | | |
| 1124 |  | 93 | 108 | 74 | 0,74 | MAXI CHAIR 1 ARM RHF WITH ELECTRIC RECLINER | | | | | 2384 | 1192 | | |
| 1122 |  | 82 | 108 | 74 | 0,66 | CHAIR 1 ARM LHF WITH ELECTRIC RECLINER | | | | | 2219 | 1110 | | |
| 1121 |  | 82 | 108 | 74 | 0,66 | CHAIR 1 ARM RHF WITH ELECTRIC RECLINER | | | | | 2219 | 1110 | | |
| 1138 |  | 121 | 108 | 74 | 0,97 | XL ARMLESS CHAIR WITH ELECTRIC RECL | | | | | 2534 | 1267 | | |
| 1433 |  | 92 | 108 | 74 | 0,74 | LARGE ARMLESS WITH ELECTRIQUE RECLINER | | | | | 2198 | 1099 | | |
| 1162 |  | 79 | 108 | 74 | 0,63 | ARMLESS CHAIR ELECTRIC RECL | | | | | 2021 | 1011 | | |
| 1128 |  | 69 | 108 | 74 | 0,55 | ARMLESS MAXI CHAIR WITH ELECTRIC RECLINER | | | | | 1864 | 932 | | |
| 1118 |  | 58 | 108 | 74 | 0,46 | ARMLESS CHAIR WITH ELECTRIC RECL | | | | | 1702 | 851 | | |
| 0802 |  | 83 | 61 | 45 | 0,23 | RECTANGULAR FOOTSTOOL | | | | | 1230 | 616 | | |

| COD. | | W Width (CM) | D Depth (CM) | H Height (CM) | MC Volume | TABLE | PELLE B | PELLE B | PELLE C | PELLE C | TESS B | TESS B | CASHMERE | CASHMERE |
|------|---|--------------------|--------------------|---------------------|--------------|----------------------|------------|------------|------------|------------|-----------|-----------|----------|----------|
| 0031 |  | 90 | 90 | 30 | 0,24 | JUPITER D.90 H.30 | 535 | 267 | | | | | | |
| 0032 |  | 60 | 60 | 38 | 0,14 | SATURN D.60 H.38 | 373 | 186 | | | | | | |
| 0033 |  | 40 | 40 | 48 | 0,09 | URANUS D.40 H.48 | 348 | 174 | | | | | | |
| 0034 |  | 30 | 30 | 58 | 0,05 | NEPTUNE D.30 H.58 | 335 | 168 | | | | | | |
| 0035 |  | 120 | 70 | 25 | 0,21 | ECLIPSE D.120 H.25 | 632 | 316 | | | | | | |
| 0036 |  | 83 | 83 | 32 | 0,22 | PLECTRUM D.83 H.32 | 562 | 281 | | | | | | |
| 0037 |  | 30 | 30 | 65 | 0,06 | TABLE TALL | 337 | 168 | | | | | | |
| 0038 |  | 30 | 30 | 58 | 0,05 | TABLE LOW | 337 | 168 | | | | | | |
| 0039 |  | 73 | 73 | 35 | 0,19 | MAC BIG 73x73 H.35 | 713 | 356 | | | | | | |
| 0040 |  | 55 | 55 | 50 | 0,15 | MAC SMALL 55X55 H.50 | 632 | 316 | | | | | | |
| 0041 |  | 124 | 80 | 40 | 0,40 | SKYLINE BIANCO | 1439 | 719 | | | | | | |
| 0042 |  | 124 | 80 | 40 | 0,40 | SKYLINE SABBIA | 1102 | 551 | | | | | | |























NON SFODERABILE

| COD. | | W Width (CM) | D Depth (CM) | H Height (CM) | MC Volume | TIFFANY | PELLE | PELLE | PELLE | PELLE | TESS | TESS | CASHMERE | CASHMERE |
|------|--|--------------------|--------------------|---------------------|--------------|-----------------------------------|-------|-------|-------|-------|------|------|----------|----------|
| | | | | | | | B | B | C | C | B | B | | |
| 0324 | | 288 | 100 | 80 | 2,30 | 3 STR XLARGE LIFT | 6051 | 3025 | 6351 | 3176 | 5172 | 2587 | 4477 | 2239 |
| 0327 | | 232 | 100 | 80 | 1,86 | 3 SEATER LARGE LIFT | 5588 | 2794 | 5824 | 2912 | 4854 | 2427 | 4242 | 2122 |
| 0330 | | 216 | 100 | 80 | 1,73 | 3 SEATER LIFT | 5259 | 2630 | 5485 | 2742 | 4562 | 2282 | 3986 | 1993 |
| 0240 | | 198 | 100 | 80 | 1,58 | 2 SEATER MAXI LIFT | 4916 | 2458 | 5129 | 2564 | 4257 | 2129 | 3716 | 1857 |
| 0230 | | 176 | 100 | 80 | 1,41 | 2SEATER LIFT | 4543 | 2272 | 4741 | 2372 | 3928 | 1964 | 3429 | 1715 |
| 0137 | | 168 | 100 | 80 | 1,34 | ARMCHAIR XLARGE LIFT | 3416 | 1709 | 3609 | 1805 | 2883 | 1441 | 2469 | 1234 |
| 0119 | | 140 | 100 | 80 | 1,12 | LOVESEAT LIFT | 2965 | 1482 | 3095 | 1547 | 2569 | 1285 | 2238 | 1119 |
| 0140 | | 112 | 100 | 80 | 0,90 | ARMCHAIR LIFT | 2864 | 1432 | 3038 | 1519 | 2398 | 1199 | 2045 | 1022 |
| 0329 | | 208 | 100 | 80 | 1,66 | 3 STR LARGE LIFT 1 ARM LHF | 4844 | 2421 | 5050 | 2525 | 4202 | 2101 | 3671 | 1835 |
| 0328 | | 208 | 100 | 80 | 1,66 | 3 STR LARGE LIFT 1 ARM RHF | 4844 | 2421 | 5050 | 2525 | 4202 | 2101 | 3671 | 1835 |
| 0332 | | 192 | 100 | 80 | 1,54 | 3 STR (2 CUSHIONS) LIFT 1 ARM LHF | 4716 | 2358 | 4906 | 2453 | 4116 | 2058 | 3606 | 1802 |
| 0331 | | 192 | 100 | 80 | 1,54 | 3 STR (2 CUSHIONS)LIFT 1 ARM RHF | 4716 | 2358 | 4906 | 2453 | 4116 | 2058 | 3606 | 1802 |
| 0242 | | 174 | 100 | 80 | 1,39 | 2 SEATER MAXI LIFT 1 ARM LHF | 4374 | 2187 | 4551 | 2276 | 3810 | 1904 | 3336 | 1669 |
| 0241 | | 174 | 100 | 80 | 1,39 | 2 SEATER MAXI LIFT 1 ARM RHF | 4374 | 2187 | 4551 | 2276 | 3810 | 1904 | 3336 | 1669 |
| 0232 | | 152 | 100 | 80 | 1,22 | 2 SEATER LIFT 1 ARM LHF | 3994 | 1997 | 4158 | 2078 | 3480 | 1740 | 3050 | 1525 |
| 0231 | | 152 | 100 | 80 | 1,22 | 2 SEATER LIFT 1 ARM RHF | 3994 | 1997 | 4158 | 2078 | 3480 | 1740 | 3050 | 1525 |
| 0139 | | 144 | 100 | 80 | 1,15 | ARMCHAIR XLARGE LIFT 1 ARM LHF | 2937 | 1468 | 3089 | 1544 | 2495 | 1247 | 2148 | 1075 |
| 0138 | | 144 | 100 | 80 | 1,15 | ARMCHAIR XLARGE LIFT 1 ARM RHF | 2937 | 1468 | 3089 | 1544 | 2495 | 1247 | 2148 | 1075 |
| 0173 | | 116 | 100 | 80 | 0,93 | ARMCHAIR LARGE LIFT 1ARM LHF | 2696 | 1347 | 2820 | 1410 | 2328 | 1164 | 2026 | 1013 |
| 0172 | | 116 | 100 | 80 | 0,93 | ARMCHAIR LARGE LIFT 1ARM RHF | 2696 | 1347 | 2820 | 1410 | 2328 | 1164 | 2026 | 1013 |
| 0148 | | 108 | 100 | 80 | 0,86 | CHAIR 1 ARM LHF (2 CUSHIONS)LIFT | 2628 | 1315 | 2743 | 1371 | 2281 | 1140 | 1989 | 995 |























NON SFODERABILE

| COD. |  | W Width (CM) | D Depth (CM) | H Height (CM) | MC Volume | TIFFANY | PELLE | PELLE | PELLE | PELLE | TESS | TESS | CASHMERE | CASHMERE |
|------|---|--------------------|--------------------|---------------------|--------------|------------------------------------|-------|-------|-------|-------|------|------|----------|----------|
| | | | | | | | B | B | C | C | B | B | | |
| 0147 |  | 108 | 100 | 80 | 0,86 | CHAIR 1 ARM RHF (2 CUSHIONS)LIFT | 2628 | 1315 | 2743 | 1371 | 2281 | 1140 | 1989 | 995 |
| 0145 |  | 99 | 100 | 80 | 0,79 | MAXI ARMCHAIR LIFT 1 ARM LHF | 2556 | 1279 | 2663 | 1331 | 2230 | 1115 | 1952 | 976 |
| 0144 |  | 99 | 100 | 80 | 0,79 | MAXI ARMCHAIR LIFT 1 ARM RHF | 2556 | 1279 | 2663 | 1331 | 2230 | 1115 | 1952 | 976 |
| 0142 |  | 88 | 100 | 80 | 0,70 | ARMCHAIR LIFT 1 ARM LHF | 2271 | 1135 | 2372 | 1185 | 1969 | 984 | 1716 | 857 |
| 0141 |  | 88 | 100 | 80 | 0,70 | ARMCHAIR LIFT 1 ARM RHF | 2271 | 1135 | 2372 | 1185 | 1969 | 984 | 1716 | 857 |
| 0175 |  | 120 | 100 | 80 | 0,96 | ARMLESS XL LIFT ARMCHAIR | 2519 | 1260 | 2633 | 1317 | 2179 | 1089 | 1896 | 949 |
| 0174 |  | 92 | 100 | 80 | 0,74 | ARMLESS LARGE CHAIR LIFT | 2044 | 1022 | 2135 | 1067 | 1777 | 888 | 1547 | 773 |
| 0149 |  | 84 | 100 | 80 | 0,67 | ARMLESS UNIT (2 CUSHIONS) LIFT | 1974 | 987 | 2057 | 1028 | 1719 | 860 | 1503 | 752 |
| 0146 |  | 75 | 100 | 80 | 0,60 | MAXI ARMLESS UNIT LIFT | 1901 | 951 | 1973 | 986 | 1667 | 833 | 1464 | 731 |
| 0143 |  | 64 | 100 | 80 | 0,51 | ARMLESS CHAIR LIFT | 1812 | 906 | 1870 | 935 | 1611 | 805 | 1420 | 710 |
| 0685 |  | 116 | 163 | 80 | 1,51 | CHAISE LONGUE LARGE LIFT 1 ARM LHF | 3684 | 1843 | 3782 | 1891 | 3236 | 1619 | 2846 | 1423 |
| 0684 |  | 116 | 163 | 80 | 1,51 | CHAISE LONGUE LARGE LIFT 1 ARM RHF | 3684 | 1843 | 3782 | 1891 | 3236 | 1619 | 2846 | 1423 |
| 0693 |  | 108 | 163 | 80 | 1,41 | CHAISE LONGUE (2 CUSH) LHF LIFT | 3599 | 1798 | 3731 | 1866 | 3162 | 1581 | 2783 | 1391 |
| 0692 |  | 108 | 163 | 80 | 1,41 | CHAISE LONGUE (2 CUSH) RHF LIFT | 3599 | 1798 | 3731 | 1866 | 3162 | 1581 | 2783 | 1391 |
| 0691 |  | 99 | 163 | 80 | 1,29 | CHAISELONGUE MAXI 1ARM LHF | 3495 | 1747 | 3612 | 1806 | 3093 | 1546 | 2734 | 1367 |
| 0690 |  | 99 | 163 | 80 | 1,29 | CHAISELONGUE MAXI 1 ARM RHF LIFT | 3495 | 1747 | 3612 | 1806 | 3093 | 1546 | 2734 | 1367 |
| 0689 |  | 88 | 163 | 80 | 1,15 | CHAISELONGUE 1 ARM LHF LIFT | 3186 | 1592 | 3297 | 1648 | 2816 | 1409 | 2484 | 1241 |
| 0688 |  | 88 | 163 | 80 | 1,15 | CHAISELONGUE 1 ARM RHF LIFT | 3186 | 1592 | 3297 | 1648 | 2816 | 1409 | 2484 | 1241 |
| 0630 |  | 109 | 109 | 80 | 0,95 | SQUARE CORNER LIFT | 3563 | 1781 | 3666 | 1832 | 3178 | 1588 | 2829 | 1415 |
| 0604 |  | 109 | 109 | 80 | 0,95 | CORNER "A" SQUARED | 2891 | 1444 | 3043 | 1521 | 2451 | 1225 | 2111 | 1056 |
| 0797 |  | 150 | 100 | 80 | 1,20 | ARMCHAIR LARGE LIFT PENINSULA LHF | 3278 | 1639 | 3407 | 1704 | 2864 | 1432 | 2514 | 1258 |




NON SFODERABILE

| COD. |  | W Width (CM) | D Depth (CM) | H Height (CM) | MC Volume | TIFFANY | PELLE B | PELLE B | PELLE C | PELLE C | TESS B | TESS B | CASHMERE | CASHMERE |
|------|---|--------------------|--------------------|---------------------|--------------|---|------------|------------|------------|------------|-----------|-----------|----------|----------|
| 0796 |  | 150 | 100 | 80 | 1,20 | ARMCHAIR LARGE LIFT PENINSULA RHF | 3278 | 1639 | 3407 | 1704 | 2864 | 1432 | 2514 | 1258 |
| 0795 |  | 142 | 100 | 80 | 1,14 | CHAIR 2C LIFT PENINSULA 1 ARM LHF | 3147 | 1574 | 3262 | 1632 | 2761 | 1380 | 2433 | 1217 |
| 0794 |  | 142 | 100 | 80 | 1,14 | CHAIR 2C LIFT PENINSULA 1 ARM RHF | 3147 | 1574 | 3262 | 1632 | 2761 | 1380 | 2433 | 1217 |
| 0793 |  | 133 | 100 | 80 | 1,06 | MAXI CHAIR LIFT PENINSULA 1 ARM LHF | 3058 | 1530 | 3164 | 1582 | 2698 | 1349 | 2383 | 1191 |
| 0792 |  | 133 | 100 | 80 | 1,06 | MAXI CHAIR LIFT PENINSULA 1 ARM RHF | 3058 | 1530 | 3164 | 1582 | 2698 | 1349 | 2383 | 1191 |
| 0791 |  | 122 | 100 | 80 | 0,98 | CHAIR LIFT PENINSULA LHF | 2970 | 1484 | 3062 | 1531 | 2636 | 1319 | 2338 | 1169 |
| 0790 |  | 122 | 100 | 80 | 0,98 | CHAIR LIFT PENINSULA RHF | 2970 | 1484 | 3062 | 1531 | 2636 | 1319 | 2338 | 1169 |
| 1397 |  | 288 | 100 | 80 | 2,30 | 3 STR XLARGE 2 RELAX 2 MOT | 7887 | 3944 | 8197 | 4098 | 6898 | 3449 | 6056 | 3027 |
| 1383 |  | 232 | 100 | 80 | 1,86 | 3 STR LARGE 2 RELAX 2 MOT | 7315 | 3657 | 7555 | 3777 | 6484 | 3243 | 5652 | 2826 |
| 1317 |  | 216 | 100 | 80 | 1,73 | 3 STR (2 CUSHIONS) 2 RELAX AND 2 MOTORS | 6932 | 3466 | 7162 | 3580 | 6142 | 3071 | 5438 | 2719 |
| 1239 |  | 198 | 100 | 80 | 1,58 | 2 STR MAXI 2 RECLINERS 2 MOTORS | 6580 | 3290 | 6792 | 3396 | 5842 | 2920 | 5172 | 2587 |
| 1244 |  | 176 | 100 | 80 | 1,41 | 2 STR 2 RECLINERS 2 MOTORS | 6201 | 3101 | 6396 | 3198 | 5514 | 2757 | 4888 | 2444 |
| 1148 |  | 168 | 100 | 80 | 1,34 | CHAIR XLARGE RELAX WITH 2 MOTORS | 4386 | 2193 | 4583 | 2291 | 3791 | 1896 | 3305 | 1652 |
| 1119 |  | 140 | 100 | 80 | 1,12 | LOVESEAT RELAX 2 MOT | 4017 | 2008 | 4180 | 2090 | 3503 | 1751 | 3069 | 1535 |
| 1126 |  | 112 | 100 | 80 | 0,90 | RECLINER CHAIR 2 MOTORS | 3612 | 1806 | 3746 | 1873 | 3171 | 1585 | 2790 | 1394 |
| 1399 |  | 288 | 100 | 80 | 2,30 | 3 STR XLARGE 1 LHF RELAX 2 MOT | 6984 | 3492 | 7292 | 3645 | 6051 | 3025 | 5280 | 2639 |
| 1398 |  | 288 | 100 | 80 | 2,30 | 3 STR XLARGE 1 RHF RELAX 2 MOT | 6984 | 3492 | 7292 | 3645 | 6051 | 3025 | 5280 | 2639 |
| 1385 |  | 232 | 100 | 80 | 1,86 | 3 STR LARGE 1 LHF RELAX 2 MOT | 6438 | 3219 | 6681 | 3341 | 5658 | 2828 | 4977 | 2489 |
| 1384 |  | 232 | 100 | 80 | 1,86 | 3 STR LARGE 1 RHF RELAX 2 MOT | 6438 | 3219 | 6681 | 3341 | 5658 | 2828 | 4977 | 2489 |
| 1374 |  | 216 | 100 | 80 | 1,73 | 3 STR (2 CUSHIONS) 1 LHF RELAX 2 MOTORS | 6078 | 3040 | 6307 | 3153 | 5334 | 2667 | 4691 | 2345 |
| 1373 |  | 216 | 100 | 80 | 1,73 | 3 STR (2 CUSHIONS) 1 RHF RELAX 2 MOTORS | 6078 | 3040 | 6307 | 3153 | 5334 | 2667 | 4691 | 2345 |

NON SFODERABILE

| COD. |  | W Width (CM) | D Depth (CM) | H Height (CM) | MC Volume | TIFFANY | PELLE B | PELLE B | PELLE C | PELLE C | TESS B | TESS B | CASHMERE | CASHMERE |
|------|---|--------------------|--------------------|---------------------|--------------|---|------------|------------|------------|------------|-----------|-----------|----------|----------|
| 1218 |  | 198 | 100 | 80 | 1,58 | 2 STR MAXI LHF RECLINERS 2 MOTORS | 5727 | 2864 | 5942 | 2971 | 5032 | 2515 | 4424 | 2211 |
| 1217 |  | 198 | 100 | 80 | 1,58 | 2 STR MAXI RHF RECLINERS 2 MOTORS | 5727 | 2864 | 5942 | 2971 | 5032 | 2515 | 4424 | 2211 |
| 1236 |  | 176 | 100 | 80 | 1,41 | 2 STR LHF RECLINERS 2 MOTORS | 5355 | 2676 | 5553 | 2775 | 4709 | 2354 | 4143 | 2072 |
| 1235 |  | 176 | 100 | 80 | 1,41 | 2 STR RHF RECLINERS 2 MOTORS | 5355 | 2676 | 5553 | 2775 | 4709 | 2354 | 4143 | 2072 |
| 1387 |  | 208 | 100 | 80 | 1,66 | 3 STR LARGE 1 ARM LHF 2 RELAX 2 MOT | 6830 | 3416 | 7033 | 3516 | 6088 | 3044 | 5408 | 2704 |
| 1386 |  | 208 | 100 | 80 | 1,66 | 3 STR LARGE 1 ARM RHF 2 RELAX 2 MOT | 6830 | 3416 | 7033 | 3516 | 6088 | 3044 | 5408 | 2704 |
| 1357 |  | 192 | 100 | 80 | 1,54 | 3 STR (2 CUSHIONS) 1 ARM LHF 2REC 2MOTORS | 6435 | 3218 | 6627 | 3314 | 5746 | 2873 | 5105 | 2552 |
| 1356 |  | 192 | 100 | 80 | 1,54 | 3 STR (2 CUSHIONS) 1 ARM RHF 2REC 2MOTORS | 6435 | 3218 | 6627 | 3314 | 5746 | 2873 | 5105 | 2552 |
| 1241 |  | 174 | 100 | 80 | 1,39 | 2 STR MAXI 1 ARM LHF 2 RECLINERS 2 MOTORS | 6085 | 3043 | 6261 | 3129 | 5441 | 2721 | 4839 | 2419 |
| 1240 |  | 174 | 100 | 80 | 1,39 | 2 STR MAXI 1 ARM RHF 2 RECLINERS 2 MOTORS | 6085 | 3043 | 6261 | 3129 | 5441 | 2721 | 4839 | 2419 |
| 1243 |  | 152 | 100 | 80 | 1,22 | 2 STR 1 ARM LHF 2 RECLINER 2MOTORS | 5700 | 2850 | 5856 | 2928 | 5108 | 2554 | 4553 | 2277 |
| 1242 |  | 152 | 100 | 80 | 1,22 | 2 STR 1 ARM RHF 2 RECLINER 2MOTORS | 5700 | 2850 | 5856 | 2928 | 5108 | 2554 | 4553 | 2277 |
| 1389 |  | 208 | 100 | 80 | 1,66 | 3 STR LARGE 1 ARM LHF 1 RELAX 2 MOT | 5954 | 2976 | 6155 | 3077 | 5271 | 2636 | 4655 | 2327 |
| 1388 |  | 208 | 100 | 80 | 1,66 | 3 STR LARGE 1 ARM RHF 1 RELAX 2 MOT | 5954 | 2976 | 6155 | 3077 | 5271 | 2636 | 4655 | 2327 |
| 1335 |  | 192 | 100 | 80 | 1,54 | 3 STR (2 CUSH)1 ARM LHF RECLINER 2 MOTORS | 5590 | 2795 | 5781 | 2892 | 4941 | 2470 | 4365 | 2182 |
| 1334 |  | 192 | 100 | 80 | 1,54 | 3 STR (2 CUSH)1 ARM RHF RECLINER 2 MOTORS | 5590 | 2795 | 5781 | 2892 | 4941 | 2470 | 4365 | 2182 |
| 1246 |  | 174 | 100 | 80 | 1,39 | 2 STR MAXI 1 ARM LHF RECLINER 2 MOTORS | 5235 | 2618 | 5414 | 2706 | 4633 | 2316 | 4092 | 2046 |
| 1245 |  | 174 | 100 | 80 | 1,39 | 2 STR MAXI 1 ARM RHF RECLINER 2 MOTORS | 5235 | 2618 | 5414 | 2706 | 4633 | 2316 | 4092 | 2046 |
| 1238 |  | 152 | 100 | 80 | 1,22 | 2 STR 1 ARM LHF RECLINER 2MOTORS | 4853 | 2426 | 5012 | 2506 | 4307 | 2154 | 3810 | 1904 |
| 1237 |  | 152 | 100 | 80 | 1,22 | 2 STR 1 ARM RHF RECLINER 2MOTORS | 4853 | 2426 | 5012 | 2506 | 4307 | 2154 | 3810 | 1904 |
| 1150 |  | 144 | 100 | 80 | 1,21 | CHAIR XLARGE 1 ARM LHF WITH 2 MOTORS | 3859 | 1929 | 3971 | 1986 | 3363 | 1682 | 2946 | 1473 |

NON SFODERABILE

| COD. |  | W Width (CM) | D Depth (CM) | H Height (CM) | MC Volume | TIFFANY | PELLE B | PELLE B | PELLE C | PELLE C | TESS B | TESS B | CASHMERE | CASHMERE |
|------|---|---------------------------|---------------------------|----------------------------|---------------------|--|------------|-------------|------------|-------------|-----------|-------------|----------|-------------|
| 1149 |  | 144 | 100 | 80 | 1,21 | CHAIR XLARGE 1 ARM RHF WITH 2 MOTORS | 3859 | 1929 | 3971 | 1986 | 3363 | 1682 | 2946 | 1473 |
| 1164 |  | 116 | 100 | 80 | 0,93 | ARMCHAIR LARGE 1 ARM LHF RELAX 2 MOT | 3571 | 1785 | 3693 | 1847 | 3155 | 1578 | 2788 | 1393 |
| 1163 |  | 116 | 100 | 80 | 0,93 | ARMCHAIR LARGE 1 ARM RHF RELAX 2 MOT | 3571 | 1785 | 3693 | 1847 | 3155 | 1578 | 2788 | 1393 |
| 1155 |  | 108 | 100 | 80 | 0,86 | CHAIR (2 CUSH) 1 ARM LHF WITH 2 MOTORS | 3482 | 1741 | 3598 | 1798 | 3089 | 1544 | 2734 | 1367 |
| 1154 |  | 108 | 100 | 80 | 0,86 | CHAIR (2 CUSH) 1 ARM RHF WITH 2 MOTORS | 3482 | 1741 | 3598 | 1798 | 3089 | 1544 | 2734 | 1367 |
| 1158 |  | 99 | 100 | 80 | 0,79 | MAXI CHAIR 1 ARM LHF RECLINER 2 MOTORS | 3409 | 1704 | 3511 | 1755 | 3040 | 1520 | 2700 | 1350 |
| 1157 |  | 99 | 100 | 80 | 0,79 | MAXI CHAIR 1 ARM RHF RECLINER 2 MOTORS | 3409 | 1704 | 3511 | 1755 | 3040 | 1520 | 2700 | 1350 |
| 1152 |  | 88 | 100 | 80 | 0,70 | CHAIR 1 ARM LHF WITH 2 MOTORS | 3116 | 1558 | 3215 | 1608 | 2772 | 1386 | 2460 | 1230 |
| 1151 |  | 88 | 100 | 80 | 0,70 | CHAIR 1 ARM RHF WITH 2 MOTORS | 3116 | 1558 | 3215 | 1608 | 2772 | 1386 | 2460 | 1230 |
| 1166 |  | 120 | 100 | 80 | 0,96 | ARMLESS XL RELAX CHAIR 2 MOTORS | 3415 | 1707 | 3536 | 1768 | 3014 | 1508 | 2658 | 1329 |
| 1165 |  | 92 | 100 | 80 | 0,74 | ARMLESS LARGE CHAIR RECLINER 2 MOT | 2879 | 1440 | 2973 | 1486 | 2553 | 1276 | 2261 | 1130 |
| 1153 |  | 84 | 100 | 80 | 0,67 | ARMLESS CHAIR (2 CUSH) RECLINER W/2 MOTORS | 2778 | 1390 | 2861 | 1431 | 2484 | 1241 | 2208 | 1105 |
| 1156 |  | 75 | 100 | 80 | 0,60 | ARMLESS MAXI CHAIR RECLINER W/2 MOTORS | 2709 | 1356 | 2780 | 1390 | 2435 | 1217 | 2172 | 1085 |
| 1159 |  | 64 | 100 | 80 | 0,51 | ARMLESS CHAIR RECLINER W/2 MOTORS | 2618 | 1309 | 2675 | 1338 | 2369 | 1185 | 2125 | 1062 |
| 0801 |  | 84 | 84 | 43 | 0,30 | SQUARE FOOTSTOOL | 1266 | 633 | 1303 | 652 | 1133 | 566 | 1009 | 504 |

| <i>COD.</i> | | W Width (CM) | D Depth (CM) | H Height (CM) | MC Volume | TONDER | PELLE B | PELLE B | PELLE C | PELLE C | TESS B | TESS B | CASHMERE | CASHMERE |
|-------------|---|---------------------------|---------------------------|----------------------------|---------------------|------------------------------|------------|------------|------------|------------|-----------|------------|----------|------------|
| 0817 |  | 50 | 50 | 50 | 0,13 | ROUND FOOTSTOOL WITH STORAGE | 794 | 396 | 854 | 427 | 672 | 337 | 620 | 310 |